



Dealers Industrial Equipment

No.:

Date: 23-SEP-2016

Customer :

TECHNICAL PROPOSAL

Three-phase induction motor - Squirrel cage rotor

Product line : Close Coupled Pump : Three-Phase - "JM" Type - ODP - High Efficiency

Catalog Number : 01518OP3E254JM

List Price : \$1,749

Notes:

Downloaded from <http://dealerselectric.com>

Generated for Model #01518OP3E254JM

Performed by:

Checked:



Dealers Industrial Equipment

No.:

Date: 23-SEP-2016

DATA SHEET Three-phase induction motor - Squirrel cage rotor

Customer :
 Product line : Close Coupled Pump : Three-Phase - "JM" Type - ODP - High Efficiency

Frame : 254JM
 Output : 15 HP
 Frequency : 60 Hz
 Poles : 4
 Full load speed : 1765 rpm
 Slip : 1.94 %
 Voltage : 230/460 V
 Rated current : 37.4/18.7 A
 Locked rotor current : 224/112 A
 Locked rotor current (I_L/I_n) : 6.0
 No-load current : 18.0/9.00 A
 Full load torque : 44.0 lb.ft
 Locked rotor torque : 230 %
 Breakdown torque : 250 %
 Design : B
 Insulation class : F
 Temperature rise : 80 K
 Locked rotor time : 17 s (hot)
 Service factor : 1.15
 Duty cycle : S1
 Ambient temperature : -20°C - +40°C
 Altitude : 1000 m
 Degree of Protection : IP23
 Approximate weight : 221 lb
 Moment of inertia : 1.5481 sq.ft.lb
 Noise level : 59 dB(A)

	D.E.	N.D.E.
Bearings	6309 Z-C3	6209 Z-C3
Regreasing interval	20000 h	20000 h
Grease amount	13 g	9 g

Load	Power factor	Efficiency (%)
100%	0.81	91.0
75%	0.75	91.0
50%	0.63	89.5

Notes:
 Downloaded from <http://dealerselectric.com>
 Generated for Model #01518OP3E254JM

Performed by

Checked



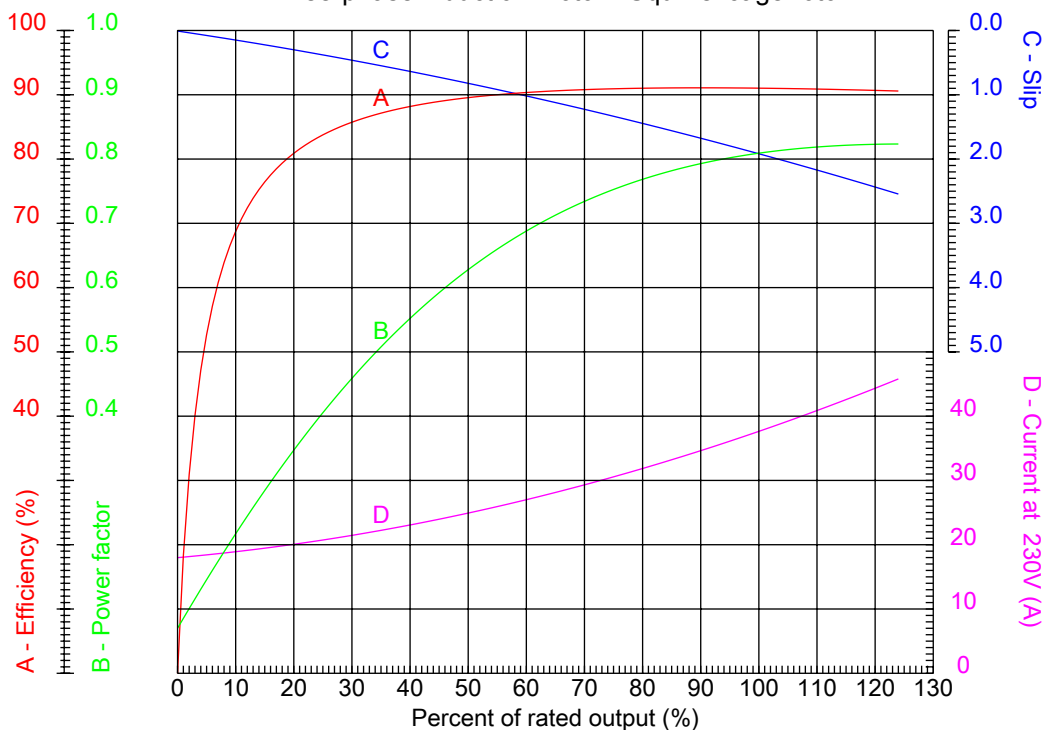
Dealers Industrial Equipment

No.:

Date: 23-SEP-2016

PERFORMANCE CURVES RELATED TO RATED OUTPUT

Three-phase induction motor - Squirrel cage rotor



Customer :
 Product line : Close Coupled Pump : Three-Phase - "JM" Type - ODP - High Efficiency

Frame	: 254JM	Locked rotor current (I _l /I _n)	: 6.0
Output	: 15 HP	Duty cycle	: S1
Frequency	: 60 Hz	Service factor	: 1.15
Full load speed	: 1765 rpm	Design	: B
Voltage	: 230/460 V	Locked rotor torque	: 230 %
Rated current	: 37.4/18.7 A	Breakdown torque	: 250 %
Insulation class	: F		

Notes:
 Downloaded from <http://dealerselectric.com>
 Generated for Model #01518OP3E254JM

Performed by

Checked



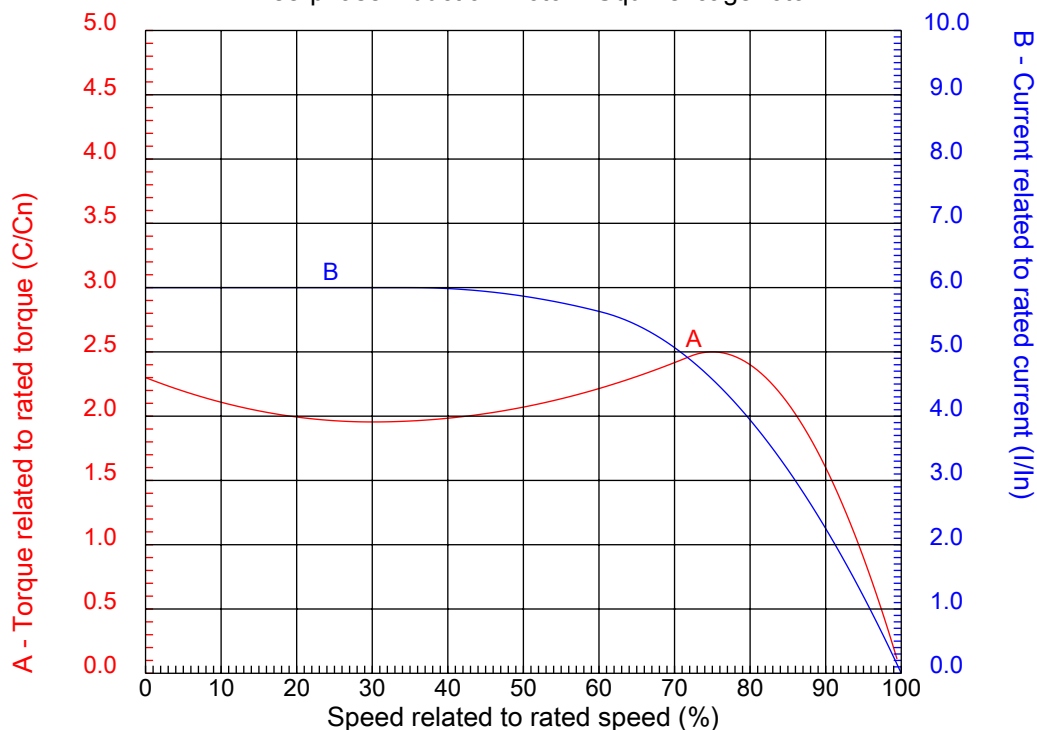
Dealers Industrial Equipment

No.:

Date: 23-SEP-2016

CHARACTERISTIC CURVES RELATED TO SPEED

Three-phase induction motor - Squirrel cage rotor



Customer :
Product line : Close Coupled Pump : Three-Phase - "JM" Type - ODP - High Efficiency

Frame	: 254JM	Locked rotor current (I _l /I _n)	: 6.0
Output	: 15 HP	Duty cycle	: S1
Frequency	: 60 Hz	Service factor	: 1.15
Full load speed	: 1765 rpm	Design	: B
Voltage	: 230/460 V	Locked rotor torque	: 230 %
Rated current	: 37.4/18.7 A	Breakdown torque	: 250 %
Insulation class	: F		

Notes:
Downloaded from <http://dealerselectric.com>
Generated for Model #01518OP3E254JM

Performed by

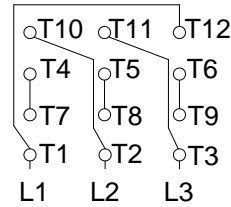
Checked

1 2 3 4 5 6 7 8

A
B
C
D
E
F

LOW VOLTAGE

HIGH VOLTAGE



CONNECTIONS FOR STARTING ONLY:

LOW VOLTAGE

HIGH VOLTAGE



Notes: Downloaded from <http://dealerselectric.com>
Generated for Model #01518OP3E254JM

Performed by:

Checked:

Customer:

Close Coupled Pump : Three-Phase - "JM" Type - ODP - High Efficiency

Three-phase induction motor
Frame 254JM - IP23

23-SEP-2016

