



Dealers Industrial Equipment

No.:

Date: 23-SEP-2016

Customer :

TECHNICAL PROPOSAL

Three-phase induction motor - Squirrel cage rotor

Product line : Close Coupled Pump: Three-Phase - W01 (Rolled Steel) "JP" Type - TEFC - High Efficiency  
Catalog Number : 01518EP3E254JP-S  
List Price : \$2,300

Notes:  
Downloaded from <http://dealerselectric.com>  
Generated for Model #01518EP3E254JP-S

Performed by:

Checked:



# Dealers Industrial Equipment

No.:

Date: 23-SEP-2016

## DATA SHEET Three-phase induction motor - Squirrel cage rotor

Customer :  
 Product line : Close Coupled Pump: Three-Phase - W01 (Rolled Steel) "JP" Type - TEFC - High Efficiency

Frame : 254/6JP  
 Output : 15 HP  
 Frequency : 60 Hz  
 Poles : 4  
 Full load speed : 1760 rpm  
 Slip : 2.22 %  
 Voltage : 208-230/460 V  
 Rated current : 41.4-37.4/18.7 A  
 Locked rotor current : 239/120 A  
 Locked rotor current (I<sub>L</sub>/I<sub>n</sub>) : 6.4  
 No-load current : 18.3/9.15 A  
 Full load torque : 44.2 lb.ft  
 Locked rotor torque : 220 %  
 Breakdown torque : 280 %  
 Design : B  
 Insulation class : F  
 Temperature rise : 80 K  
 Locked rotor time : 11 s (hot)  
 Service factor : 1.15  
 Duty cycle : S1  
 Ambient temperature : -20°C - +40°C  
 Altitude : 1000 m  
 Degree of Protection : IP55  
 Approximate weight : 169 lb  
 Moment of inertia : 1.6542 sq.ft.lb  
 Noise level : 68 dB(A)

	D.E.	N.D.E.	Load	Power factor	Efficiency (%)
Bearings	6309 Z-C3	6208 Z-C3	100%	0.81	91.0
Regreasing interval	20000 h	20000 h	75%	0.75	90.2
Grease amount	13 g	8 g	50%	0.63	89.5

Notes:  
 Downloaded from <http://dealerselectric.com>  
 Generated for Model #01518EP3E254JP-S

Performed by

Checked



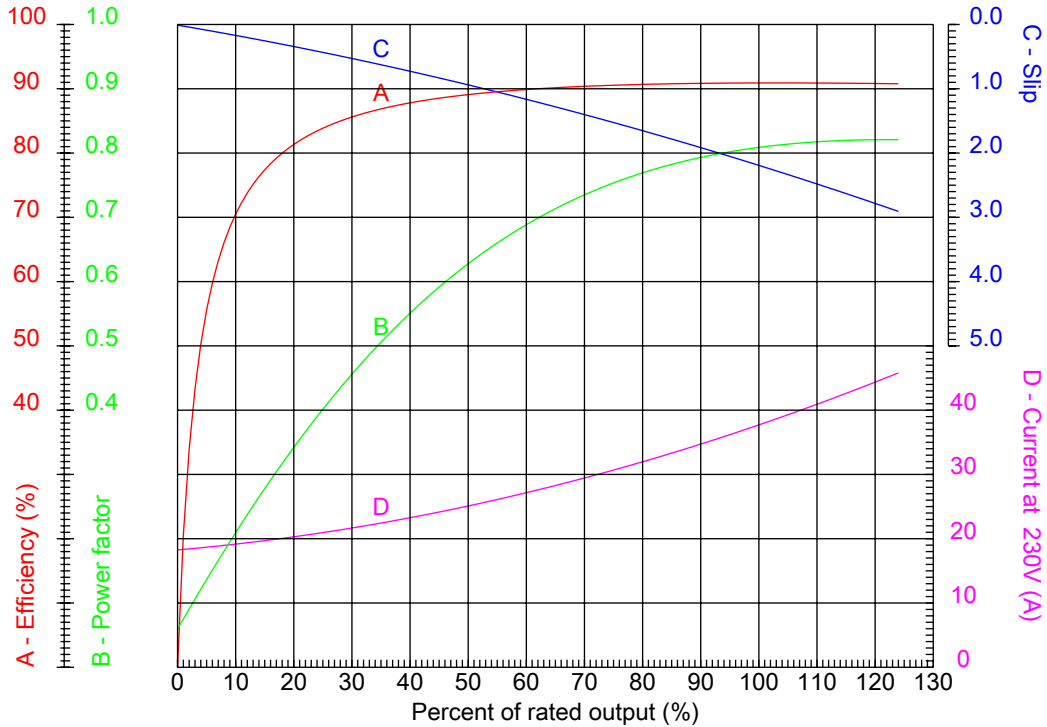
# Dealers Industrial Equipment

No.:

Date: 23-SEP-2016

## PERFORMANCE CURVES RELATED TO RATED OUTPUT

Three-phase induction motor - Squirrel cage rotor



Customer :  
Product line : Close Coupled Pump: Three-Phase - W01 (Rolled Steel) "JP" Type - TEFC - High Efficiency

Frame	: 254/6JP	Locked rotor current (I <sub>l</sub> /I <sub>n</sub> )	: 6.4
Output	: 15 HP	Duty cycle	: S1
Frequency	: 60 Hz	Service factor	: 1.15
Full load speed	: 1760 rpm	Design	: B
Voltage	: 208-230/460 V	Locked rotor torque	: 220 %
Rated current	: 41.4-37.4/18.7 A	Breakdown torque	: 280 %
Insulation class	: F		

Notes:  
Downloaded from <http://dealerselectric.com>  
Generated for Model #01518EP3E254JP-S

Performed by

Checked



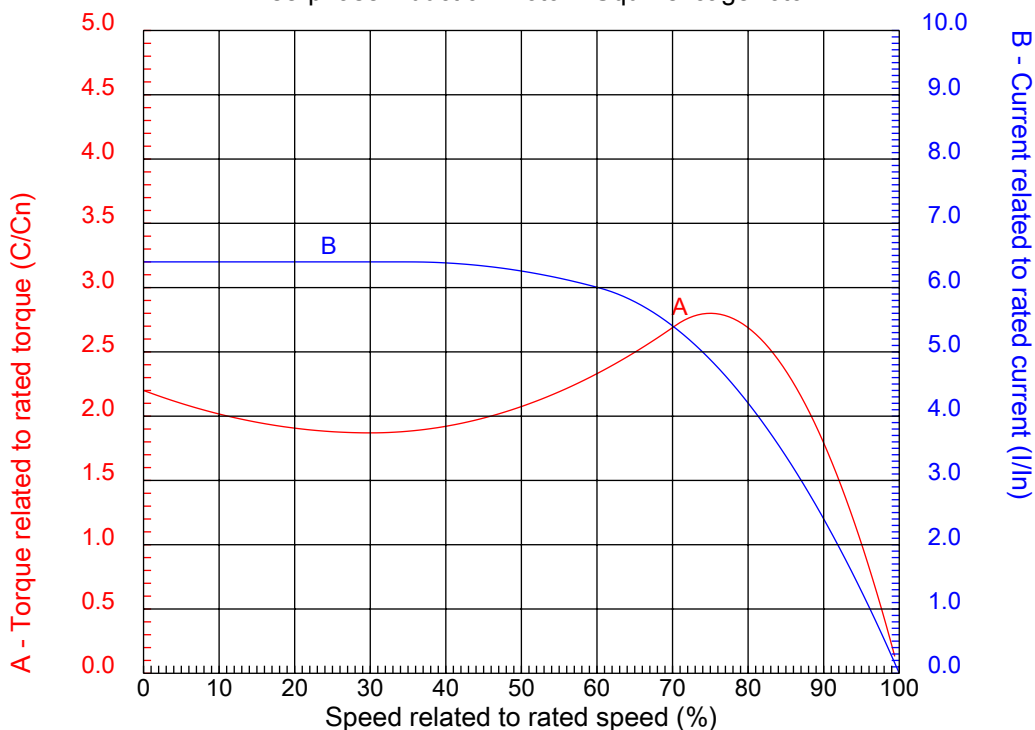
# Dealers Industrial Equipment

No.:

Date: 23-SEP-2016

## CHARACTERISTIC CURVES RELATED TO SPEED

Three-phase induction motor - Squirrel cage rotor



Customer	:	
Product line	:	Close Coupled Pump: Three-Phase - W01 (Rolled Steel) "JP" Type - TEFC - High Efficiency

Frame	:	254/6JP	Locked rotor current (I <sub>l</sub> /I <sub>n</sub> )	:	6.4
Output	:	15 HP	Duty cycle	:	S1
Frequency	:	60 Hz	Service factor	:	1.15
Full load speed	:	1760 rpm	Design	:	B
Voltage	:	208-230/460 V	Locked rotor torque	:	220 %
Rated current	:	41.4-37.4/18.7 A	Breakdown torque	:	280 %
Insulation class	:	F			

Notes:  
 Downloaded from <http://dealerselectric.com>  
 Generated for Model #01518EP3E254JP-S

Performed by

Checked

1 2 3 4 5 6 7 8

A

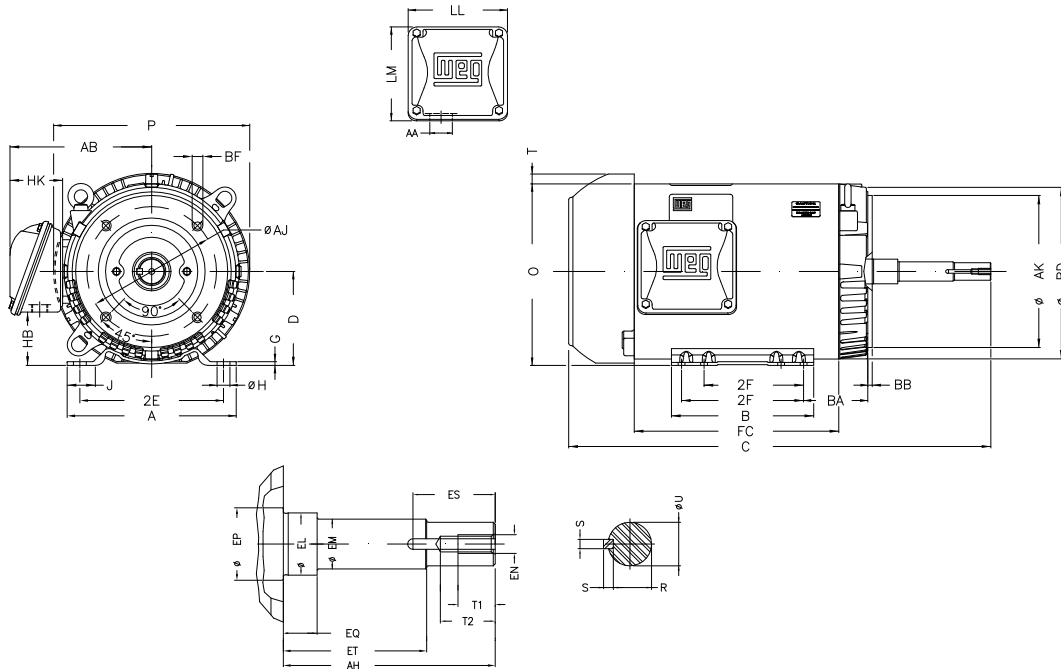
B

C

D

E

F



Notes: Downloaded from <http://dealerselectric.com>  
Generated for Model #01518EP3E254JP-S

2E 10.000	J 1.693	A 11.417	P 13.180	AB 9.448
2F 8.252/10.000	B 11.417	BA 4.750	D 6.250	G 0.187
O 12.010	T 0.830	H 0.530	AA 1.732"	ER 8.130
EQ 2.382	ET 5.886	U 1.249	EM 1.375	EL 1.750
EP 1.769	ES 2.559	t1 1.024	t2 1.496	C 26.929
CH 1.929	FC 12.992	Flange FC-184	AJ 7.250	AK 8.500
BD 11.084	BF UNC 1/2"x13	BB 0.250	AH 8.130	

Performed by:

Checked:

Customer:

Close Coupled Pump: Three-Phase - W01 (Rolled Steel) "JP" Type - TEFC - High

Three-phase induction motor  
Frame 254/6JP - IP55

23-SEP-2016



1 2 3 4 5 6 7 8

A  
B  
C  
D  
E  
F

LOW VOLTAGE

HIGH VOLTAGE



CONNECTIONS FOR STARTING ONLY:

LOW VOLTAGE

HIGH VOLTAGE



Notes: Downloaded from <http://dealerselectric.com>  
Generated for Model #01518EP3E254JP-S

Performed by:

Checked:

Customer:

Close Coupled Pump: Three-Phase - W01 (Rolled Steel) "JP" Type - TEFC - High

Three-phase induction motor  
Frame 254/6JP - IP55

23-SEP-2016

