



Dealers Industrial Equipment

No.:

Date: 23-SEP-2016

Customer :

TECHNICAL PROPOSAL

Three-phase induction motor - Squirrel cage rotor

Product line : Close Coupled Pump: Three-Phase - W01 (Rolled Steel) "JM" Type - ODP -
NEMA Premium Efficiency

Catalog Number : 01036OT3H213JM-S

List Price : \$1,289

Notes:

Downloaded from <http://dealerselectric.com>

Generated for Model #01036OT3H213JM-S

Performed by:

Checked:



Dealers Industrial Equipment

No.:

Date: 23-SEP-2016

DATA SHEET Three-phase induction motor - Squirrel cage rotor

Customer :
 Product line : Close Coupled Pump: Three-Phase - W01 (Rolled Steel) "JM" Type - ODP - NEMA Premium Efficiency

Frame : 213/5JM
 Output : 10 HP
 Frequency : 60 Hz
 Poles : 2
 Full load speed : 3535 rpm
 Slip : 1.81 %
 Voltage : 575 V
 Rated current : 9.60 A
 Locked rotor current : 65.3 A
 Locked rotor current (I_L/I_n) : 6.8
 No-load current : 3.73 A
 Full load torque : 14.7 lb.ft
 Locked rotor torque : 200 %
 Breakdown torque : 280 %
 Design : B
 Insulation class : F
 Temperature rise : 80 K
 Locked rotor time : 11 s (hot)
 Service factor : 1.15
 Duty cycle : S1
 Ambient temperature : -20°C - +40°C
 Altitude : 1000 m
 Degree of Protection : ODP
 Approximate weight : 117 lb
 Moment of inertia : 0.46511 sq.ft.lb
 Noise level : 66 dB(A)

	D.E.	N.D.E.	Load	Power factor	Efficiency (%)
Bearings	6209 ZZ	6206 ZZ	100%	0.88	89.5
Regreasing interval	---	---	75%	0.84	89.5
Grease amount	---	---	50%	0.74	88.5

Notes:
 Downloaded from <http://dealerselectric.com>
 Generated for Model #01036OT3H213JM-S

Performed by

Checked



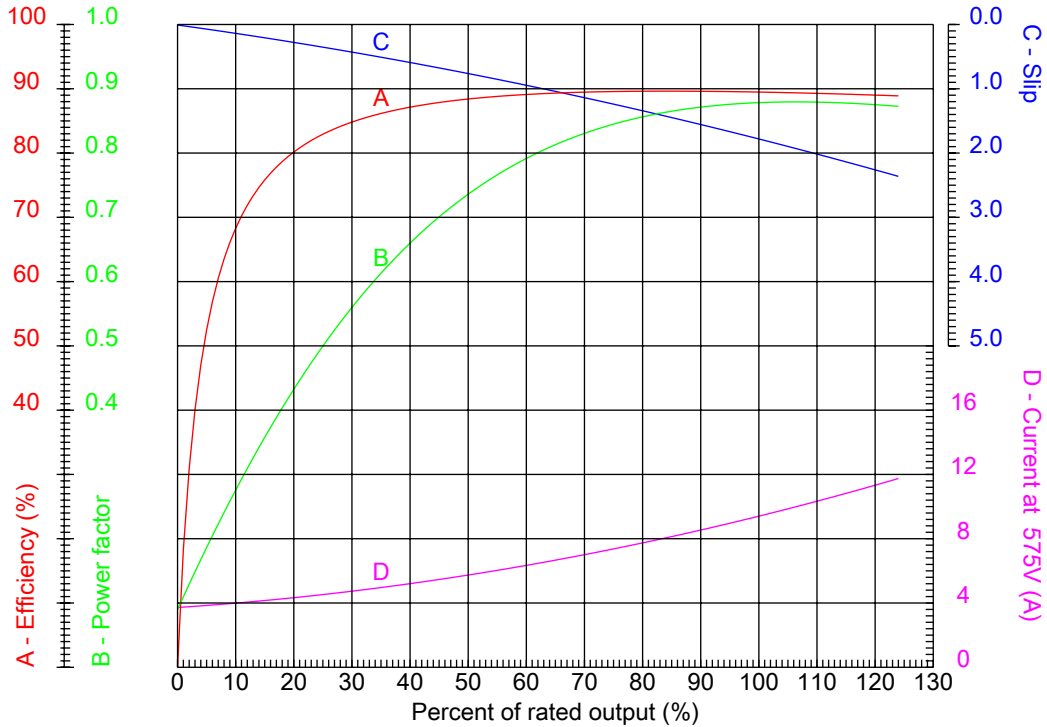
Dealers Industrial Equipment

No.:

Date: 23-SEP-2016

PERFORMANCE CURVES RELATED TO RATED OUTPUT

Three-phase induction motor - Squirrel cage rotor



Customer :
 Product line : Close Coupled Pump: Three-Phase - W01 (Rolled Steel) "JM" Type - ODP - NEMA Premium Efficiency

Frame : 213/5JM	Locked rotor current (I _l /I _n) : 6.8
Output : 10 HP	Duty cycle : S1
Frequency : 60 Hz	Service factor : 1.15
Full load speed : 3535 rpm	Design : B
Voltage : 575 V	Locked rotor torque : 200 %
Rated current : 9.60 A	Breakdown torque : 280 %
Insulation class : F	

Notes:
 Downloaded from <http://dealerselectric.com>
 Generated for Model #01036OT3H213JM-S

Performed by

Checked



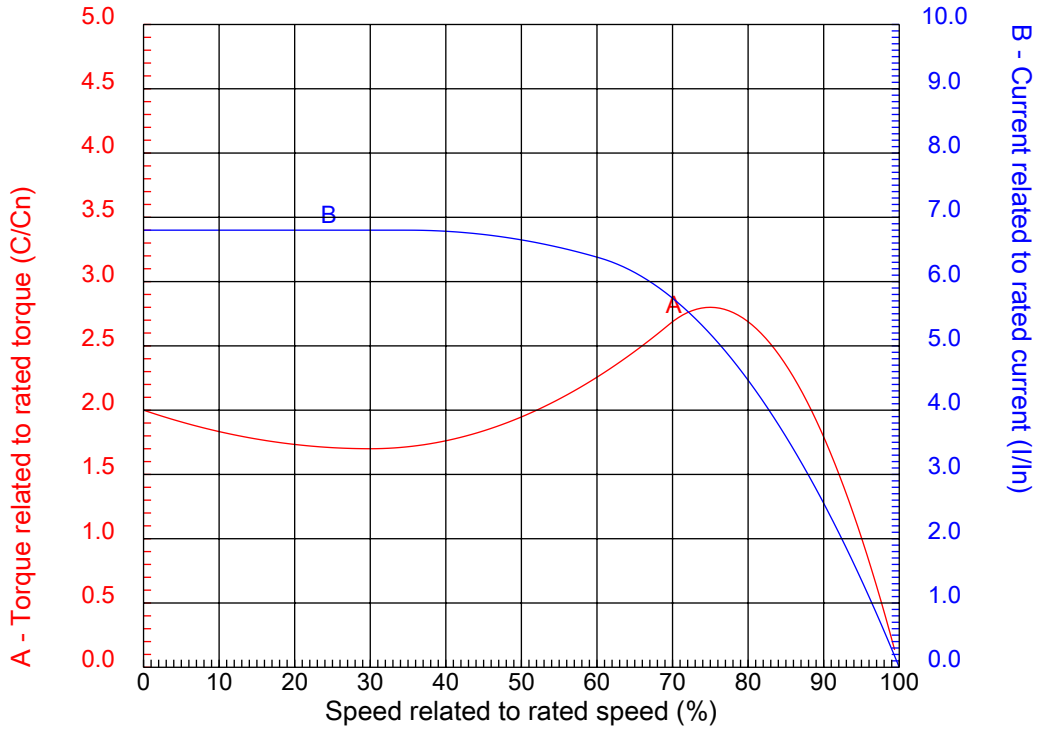
Dealers Industrial Equipment

No.:

Date: 23-SEP-2016

CHARACTERISTIC CURVES RELATED TO SPEED

Three-phase induction motor - Squirrel cage rotor



Customer	:	
Product line	:	Close Coupled Pump: Three-Phase - W01 (Rolled Steel) "JM" Type - ODP - NEMA Premium Efficiency

Frame	:	213/5JM	Locked rotor current (I _l /I _h)	:	6.8
Output	:	10 HP	Duty cycle	:	S1
Frequency	:	60 Hz	Service factor	:	1.15
Full load speed	:	3535 rpm	Design	:	B
Voltage	:	575 V	Locked rotor torque	:	200 %
Rated current	:	9.60 A	Breakdown torque	:	280 %
Insulation class	:	F			

Notes:
 Downloaded from <http://dealerselectric.com>
 Generated for Model #01036OT3H213JM-S

Performed by

Checked

1 2 3 4 5 6 7 8

A

B

C

D

E

F



Notes: Downloaded from <http://dealerselectric.com>
Generated for Model #01036OT3H213JM-S

2E 8.500	J 1.575	A 9.449	P 9.846	AB 7.973
2F 5.500/7.000	B 7.953	BA 4.250	D 5.250	G 0.167
O 10.144	T 0.029	H 0.406	AA 1.377"	ER 4.258
EQ 0.630	ET 2.880	U 0.8745	EM 1.000	EL 1.250
EP 1.769	ES 1.575	t1 0.748	t2 1.102	C 18.110
CH 1.929	FC 10.630	Flange FC-184	AJ 7.250	AK 8.500
BD 9.401	BF UNC 1/2"x13	BB 0.250	AH 4.258	

Performed by:


Checked:

Customer:

Close Coupled Pump: Three-Phase - W01 (Rolled Steel) "JM" Type - ODP -

Three-phase induction motor
Frame 213/5JM - ODP

23-SEP-2016



1 2 3 4 5 6 7 8

A

B

C

D

E

F



Notes: Downloaded from <http://dealerselectric.com>
Generated for Model #01036OT3H213JM-S

Performed by:

Checked:

Customer:

Close Coupled Pump: Three-Phase - W01 (Rolled Steel) "JM" Type - ODP -

Three-phase induction motor
Frame 213/5JM - IP21

23-SEP-2016

