



Dealers Industrial Equipment

No.:

Date: 13-SEP-2016

Customer :

TECHNICAL PROPOSAL

Three-phase induction motor - Squirrel cage rotor

Product line : W22 Brake Motor - NEMA Premium Efficiency

Catalog Number : 01018ET3EBM215T-W22

List Price : \$3,474

Notes:

Downloaded from <http://dealerselectric.com>

Generated for Model #01018ET3EBM215T-W22

Performed by:

Checked:



Dealers Industrial Equipment

No.:

Date: 13-SEP-2016

DATA SHEET Three-phase induction motor - Squirrel cage rotor

Customer :
Product line : W22 Brake Motor - NEMA Premium Efficiency

Frame : 213/5T
Output : 10 HP
Frequency : 60 Hz
Poles : 4
Full load speed : 1765 rpm
Slip : 1.94 %
Voltage : 208-230/460 V
Rated current : 27.4-24.8/12.4 A
Locked rotor current : 159/79.4 A
Locked rotor current (I_L/I_n) : 6.4
No-load current : 11.3/5.65 A
Full load torque : 29.4 lb.ft
Locked rotor torque : 200 %
Breakdown torque : 300 %
Design : B
Insulation class : F
Temperature rise : 80 K
Locked rotor time : 17 s (hot)
Service factor : 1.25
Duty cycle : S1
Ambient temperature : -20°C - +40°C
Altitude : 1000 m
Degree of Protection : IP55
Approximate weight : 192 lb
Moment of inertia : 1.5104 sq.ft.lb
Noise level : 58 dB(A)

	D.E.	N.D.E.
Bearings	6308 ZZ	6207 ZZ
Regreasing interval	---	---
Grease amount	---	---

Load	Power factor	Efficiency (%)
100%	0.83	91.7
75%	0.77	91.7
50%	0.66	91.0

Notes:
Downloaded from <http://dealerselectric.com>
Generated for Model #01018ET3EBM215T-W22

Performed by

Checked



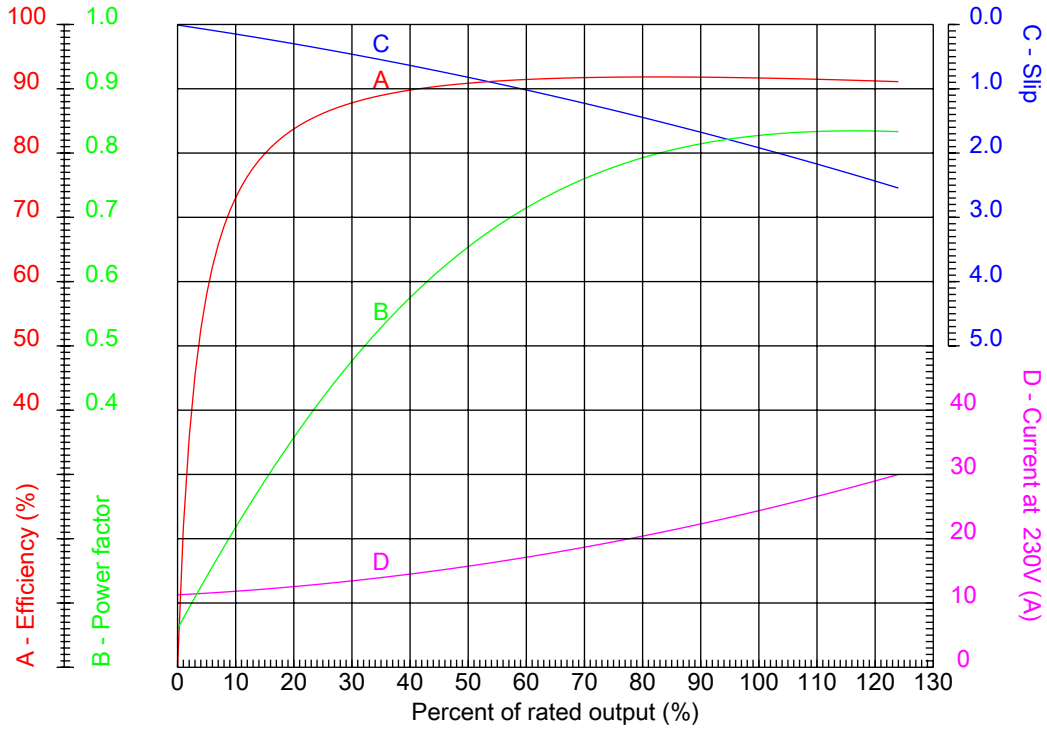
Dealers Industrial Equipment

No.:

Date: 13-SEP-2016

PERFORMANCE CURVES RELATED TO RATED OUTPUT

Three-phase induction motor - Squirrel cage rotor



Customer :
 Product line : W22 Brake Motor - NEMA Premium Efficiency

Frame	: 213/5T	Locked rotor current (I _l /I _n)	: 6.4
Output	: 10 HP	Duty cycle	: S1
Frequency	: 60 Hz	Service factor	: 1.25
Full load speed	: 1765 rpm	Design	: B
Voltage	: 208-230/460 V	Locked rotor torque	: 200 %
Rated current	: 27.4-24.8/12.4 A	Breakdown torque	: 300 %
Insulation class	: F		

Notes:
 Downloaded from <http://dealerselectric.com>
 Generated for Model #01018ET3EBM215T-W22

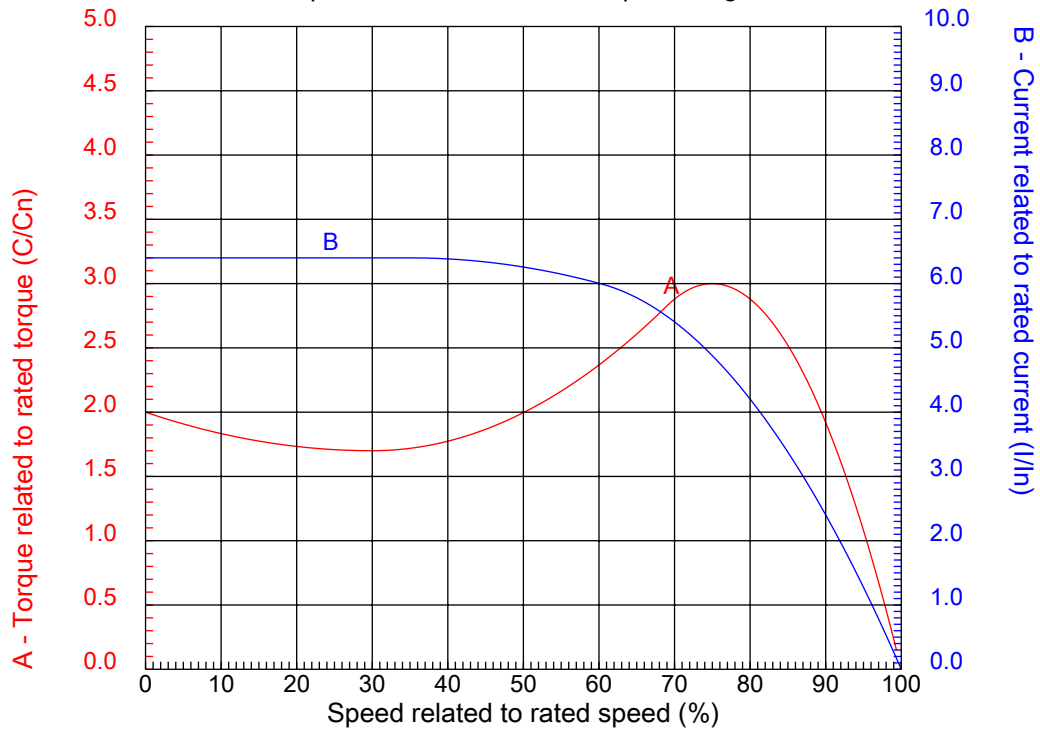
Performed by

Checked



CHARACTERISTIC CURVES RELATED TO SPEED

Three-phase induction motor - Squirrel cage rotor



Customer :
Product line : W22 Brake Motor - NEMA Premium Efficiency

Frame	: 213/5T	Locked rotor current (I _l /I _n)	: 6.4
Output	: 10 HP	Duty cycle	: S1
Frequency	: 60 Hz	Service factor	: 1.25
Full load speed	: 1765 rpm	Design	: B
Voltage	: 208-230/460 V	Locked rotor torque	: 200 %
Rated current	: 27.4-24.8/12.4 A	Breakdown torque	: 300 %
Insulation class	: F		

Notes:
Downloaded from <http://dealerselectric.com>
Generated for Model #01018ET3EBM215T-W22

Performed by

Checked

1 2 3 4 5 6 7 8

A

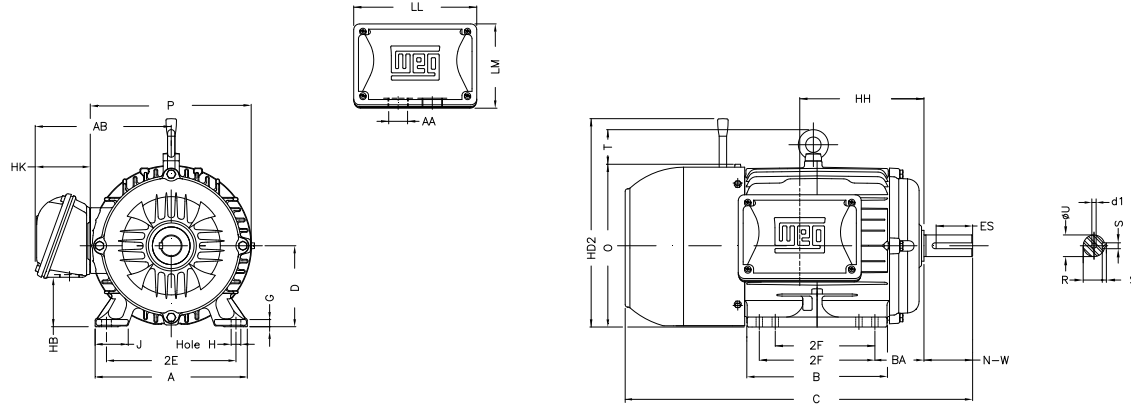
B

C

D

E

F



Notes: Downloaded from <http://dealerselectric.com>
Generated for Model #01018ET3EBM215T-W22

Performed by:

Checked:

Customer:

W22 Brake Motor - NEMA Premium Efficiency

Three-phase induction motor
Frame 213/5T - IP55

13-SEP-2016



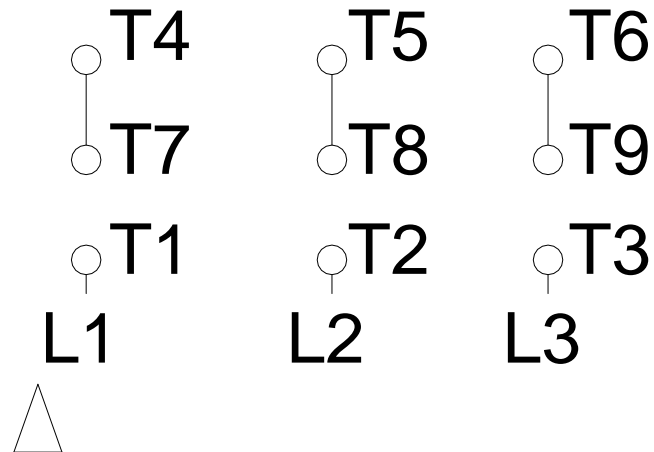
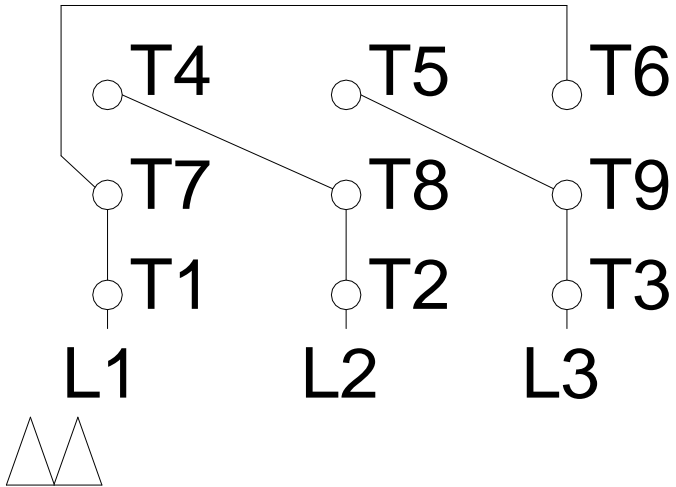
2E 8.500	J 1.772	A 9.764	P 10.669	AB 8.609
2F 5.500/7.000	K 2.165	B 8.858	BA 3.500	U 1.375
N-W 3.375	ES 2.480	S 0.313	R 1.203	D 5.250
G 0.669	HB 2.966	O 10.841	HF 5.250	HH 7.000
HK 3.117	H 0.406	C 23.188	LL 6.575	LM 5.246
AA NPT 1"	HD' 9.463	d1 A 4	HD2 14.659	T 1.772

1 2 3 4 5 6 7 8

LOW VOLTAGE

HIGH VOLTAGE

A
B
C
D
E
F



Notes: Downloaded from <http://dealerselectric.com>
 Generated for Model #01018ET3EBM215T-W22

Performed by:

Checked:

Customer:

W22 Brake Motor - NEMA Premium Efficiency

Three-phase induction motor
 Frame 213/5T - IP55

13-SEP-2016

