



Dealers Industrial Equipment

No.:

Date: 13-SEP-2016

Customer :

TECHNICAL PROPOSAL

Three-phase induction motor - Squirrel cage rotor

Product line : Three Phase: W01 (Rolled Steel) - TEFC - NEMA Premium Efficiency

Catalog Number : 01012ET3ER256TC-S

List Price : \$2,148

Notes:

Downloaded from <http://dealerselectric.com>

Generated for Model #01012ET3ER256TC-S

Performed by:

Checked:



Dealers Industrial Equipment

No.:

Date: 13-SEP-2016

DATA SHEET Three-phase induction motor - Squirrel cage rotor

Customer :
 Product line : Three Phase: W01 (Rolled Steel) - TEFC - NEMA Premium Efficiency

Frame : 254/6T
 Output : 10 HP
 Frequency : 60 Hz
 Poles : 6
 Full load speed : 1175 rpm
 Slip : 2.08 %
 Voltage : 208-230/460 V
 Rated current : 30.5-27.6/13.8 A
 Locked rotor current : 149/74.5 A
 Locked rotor current (I_L/I_n) : 5.4
 No-load current : 14.2/7.12 A
 Full load torque : 44.1 lb.ft
 Locked rotor torque : 210 %
 Breakdown torque : 230 %
 Design : B
 Insulation class : F
 Temperature rise : 80 K
 Locked rotor time : 30 s (hot)
 Service factor : 1.15
 Duty cycle : S1
 Ambient temperature : -20°C - +40°C
 Altitude : 1000 m
 Degree of Protection : IP55
 Approximate weight : 234 lb
 Moment of inertia : 2.8317 sq.ft.lb
 Noise level : 59 dB(A)

	D.E.	N.D.E.
Bearings	6309 Z-C3	6208 Z-C3
Regreasing interval	10000 h	10000 h
Grease amount	13 g	8 g

Load	Power factor	Efficiency (%)
100%	0.75	91.0
75%	0.69	91.0
50%	0.57	90.2

Notes:
 Downloaded from <http://dealerselectric.com>
 Generated for Model #01012ET3ER256TC-S

Performed by

Checked



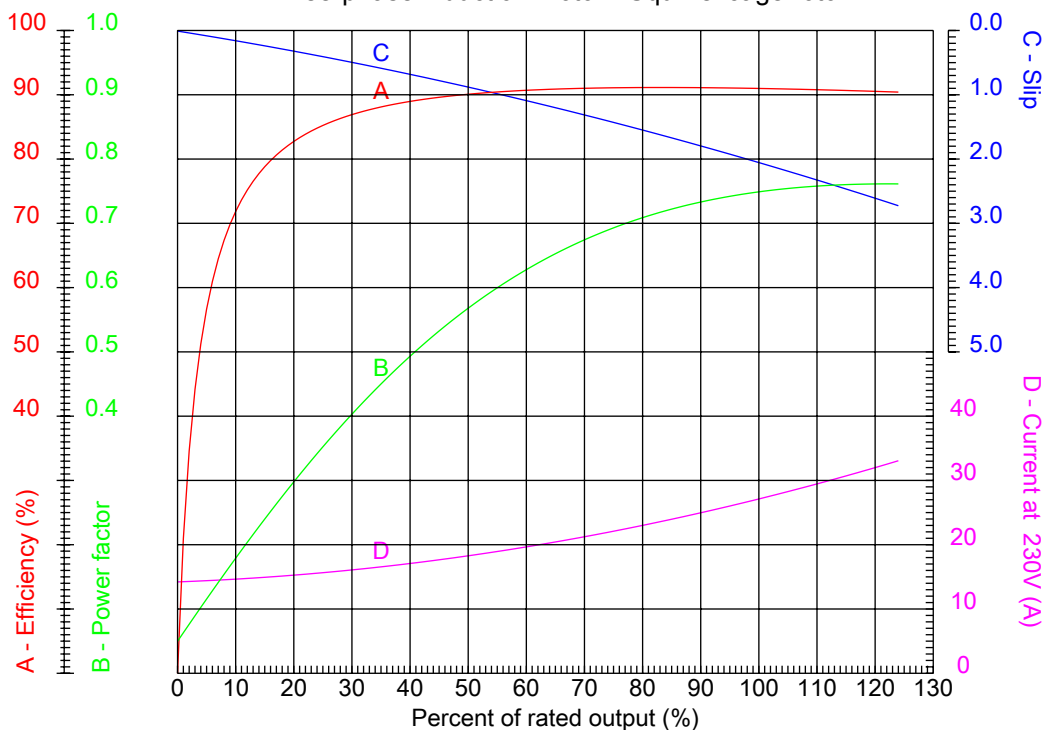
Dealers Industrial Equipment

No.:

Date: 13-SEP-2016

PERFORMANCE CURVES RELATED TO RATED OUTPUT

Three-phase induction motor - Squirrel cage rotor



Customer :
 Product line : Three Phase: W01 (Rolled Steel) - TEFC - NEMA Premium Efficiency

Frame	: 254/6T	Locked rotor current (I _l /I _n)	: 5.4
Output	: 10 HP	Duty cycle	: S1
Frequency	: 60 Hz	Service factor	: 1.15
Full load speed	: 1175 rpm	Design	: B
Voltage	: 208-230/460 V	Locked rotor torque	: 210 %
Rated current	: 30.5-27.6/13.8 A	Breakdown torque	: 230 %
Insulation class	: F		

Notes:
 Downloaded from <http://dealerselectric.com>
 Generated for Model #01012ET3ER256TC-S

Performed by

Checked



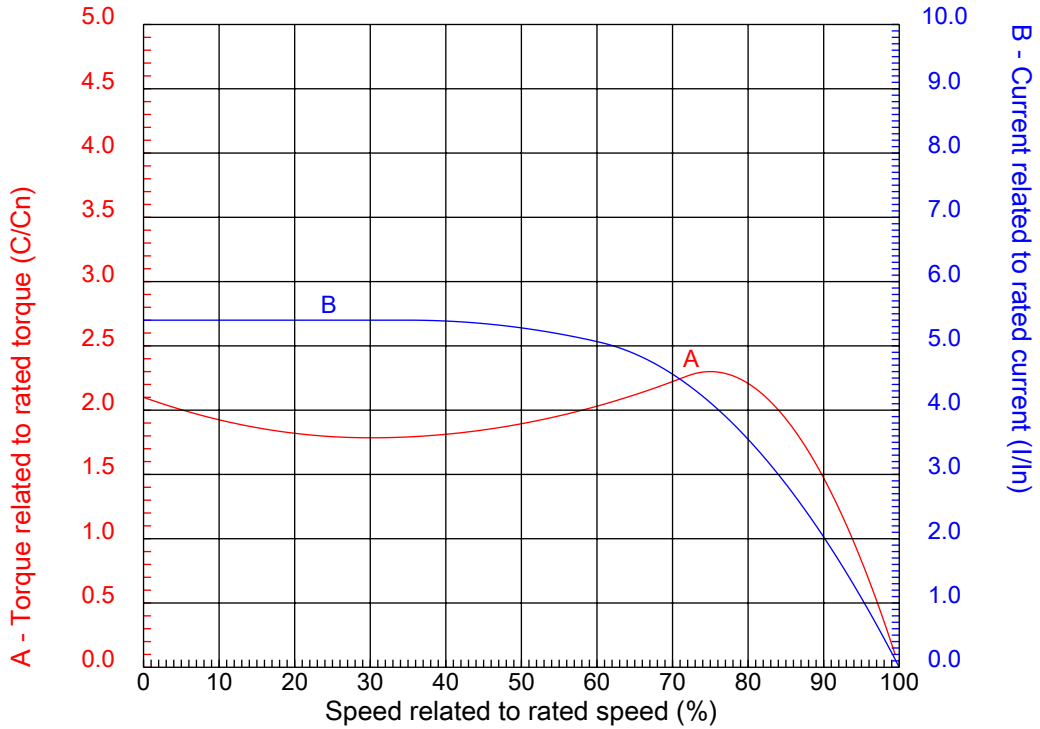
Dealers Industrial Equipment

No.:

Date: 13-SEP-2016

CHARACTERISTIC CURVES RELATED TO SPEED

Three-phase induction motor - Squirrel cage rotor



Customer	:	
Product line	:	Three Phase: W01 (Rolled Steel) - TEFC - NEMA Premium Efficiency

Frame	:	254/6T	Locked rotor current (I _l /I _n)	:	5.4
Output	:	10 HP	Duty cycle	:	S1
Frequency	:	60 Hz	Service factor	:	1.15
Full load speed	:	1175 rpm	Design	:	B
Voltage	:	208-230/460 V	Locked rotor torque	:	210 %
Rated current	:	30.5-27.6/13.8 A	Breakdown torque	:	230 %
Insulation class	:	F			

Notes:
 Downloaded from <http://dealerselectric.com>
 Generated for Model #01012ET3ER256TC-S

Performed by

Checked

1 2 3 4 5 6 7 8

A

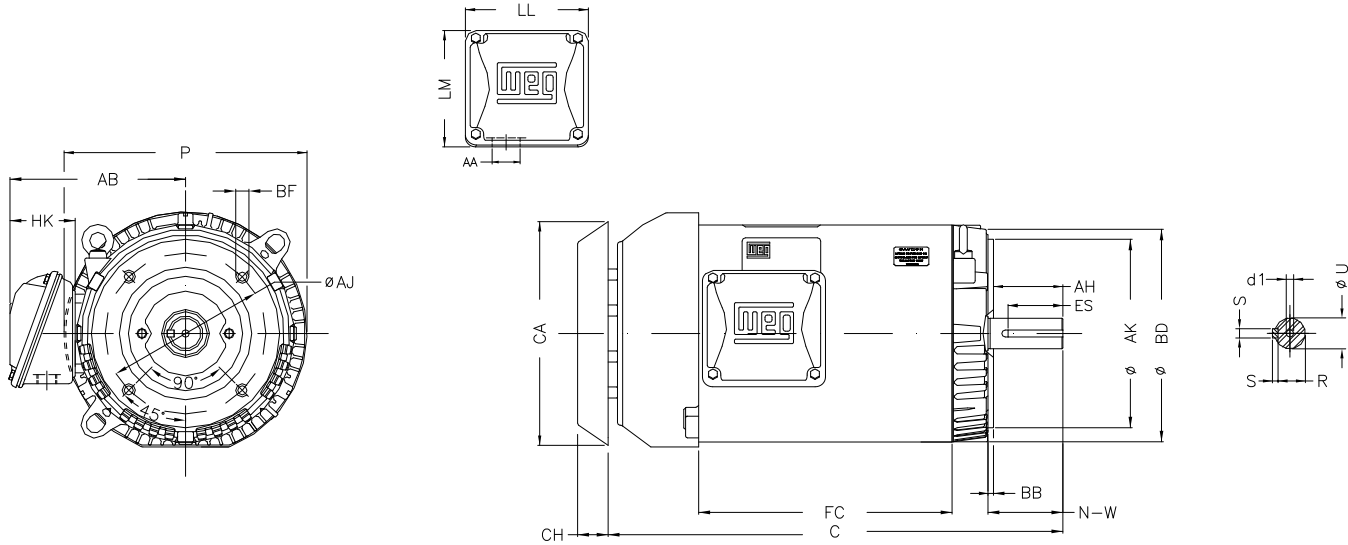
B

C

D

E

F



Notes: Downloaded from <http://dealerselectric.com>
Generated for Model #01012ET3ER256TC-S

Performed by:

Checked:

Customer:

Three Phase: W01 (Rolled Steel) - TEFC - NEMA Premium Efficiency

Three-phase induction motor
Frame 254/6T - IP55

13-SEP-2016



P	AB	HK	FC	C
13.180	9.448	3.645	13.780	23.346
N-W	ES	d1	S	U
4.000	2.756	A 4	0.375	1.625
AA	depth	R	LL	LM
1.732"	0.375	1.416	6.299	6.017
CH	Flange	AJ	AK	BD
1.929	FC-184	7.250	8.500	11.084
BF	BB	AH		
UNC 1/2"x13	0.250	3.750		

1 2 3 4 5 6 7 8

A

LOW VOLTAGE

HIGH VOLTAGE

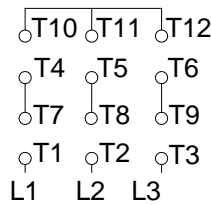
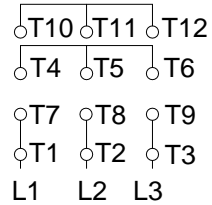


B

CONNECTIONS FOR STARTING ONLY:

LOW VOLTAGE

HIGH VOLTAGE



C

D

E

F

Notes: Downloaded from <http://dealerselectric.com>
Generated for Model #01012ET3ER256TC-S

Performed by:

Checked:

Customer:

Three Phase: W01 (Rolled Steel) - TEFC - NEMA Premium Efficiency

Three-phase induction motor
Frame 254/6T - IP55

13-SEP-2016

