



Dealers Industrial Equipment

No.:

Date: 13-SEP-2016

Customer :

TECHNICAL PROPOSAL

Three-phase induction motor - Squirrel cage rotor

Product line : Close Coupled Pump: Three-Phase - W01 (Rolled Steel) "JP" Type - ODP -
NEMA Premium Efficiency
Catalog Number : 00736OT3H184JP-S
List Price : \$1,086

Notes:

Downloaded from <http://dealerselectric.com>
Generated for Model #00736OT3H184JP-S

Performed by:

Checked:



Dealers Industrial Equipment

No.:

Date: 13-SEP-2016

DATA SHEET Three-phase induction motor - Squirrel cage rotor

Customer :
 Product line : Close Coupled Pump: Three-Phase - W01 (Rolled Steel) "JP" Type - ODP - NEMA Premium Efficiency

Frame : 182/4JP
 Output : 7.5 HP
 Frequency : 60 Hz
 Poles : 2
 Full load speed : 3500 rpm
 Slip : 2.78 %
 Voltage : 575 V
 Rated current : 6.94 A
 Locked rotor current : 51.3 A
 Locked rotor current (I_L/I_n) : 7.4
 No-load current : 2.57 A
 Full load torque : 11.1 lb.ft
 Locked rotor torque : 180 %
 Breakdown torque : 290 %
 Design : B
 Insulation class : F
 Temperature rise : 80 K
 Locked rotor time : 10 s (hot)
 Service factor : 1.15
 Duty cycle : S1
 Ambient temperature : -20°C - +40°C
 Altitude : 1000 m
 Degree of Protection : ODP
 Approximate weight : 70 lb
 Moment of inertia : 0.18177 sq.ft.lb
 Noise level : 65 dB(A)

	D.E.	N.D.E.	Load	Power factor	Efficiency (%)
Bearings	6207 ZZ	6205 ZZ	100%	0.90	88.5
Regreasing interval	---	---	75%	0.85	88.5
Grease amount	---	---	50%	0.76	88.5

Notes:
 Downloaded from <http://dealerselectric.com>
 Generated for Model #00736OT3H184JP-S

Performed by

Checked



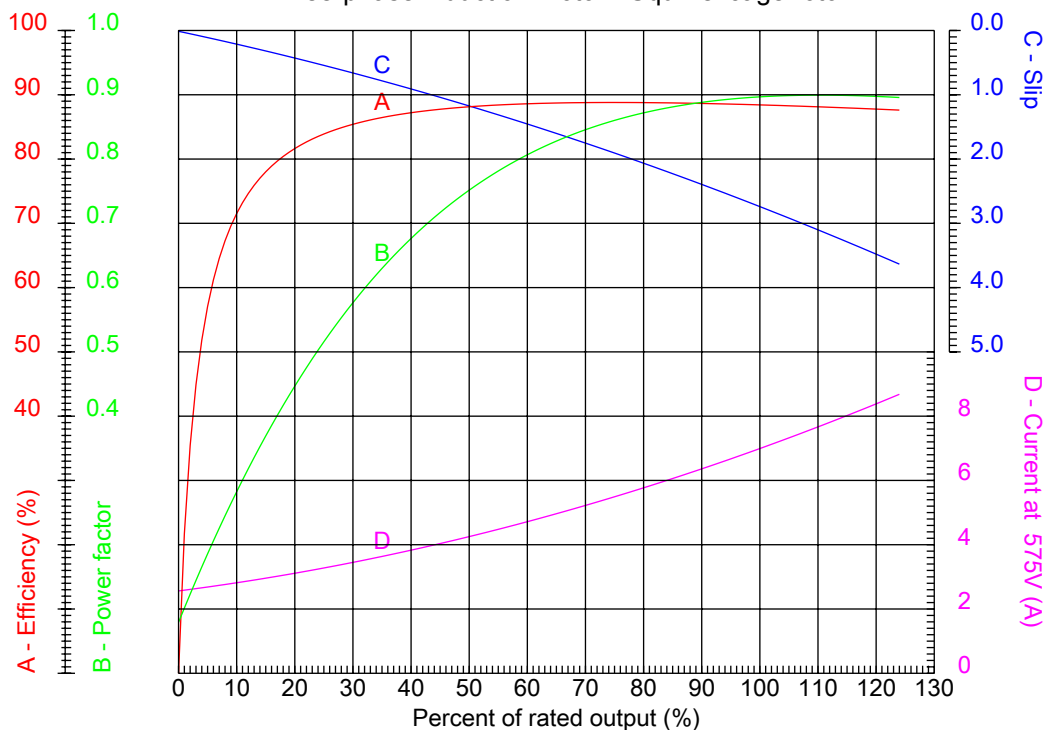
Dealers Industrial Equipment

No.:

Date: 13-SEP-2016

PERFORMANCE CURVES RELATED TO RATED OUTPUT

Three-phase induction motor - Squirrel cage rotor



Customer :
Product line : Close Coupled Pump: Three-Phase - W01 (Rolled Steel) "JP" Type - ODP - NEMA Premium Efficiency

Frame	: 182/4JP	Locked rotor current (I _l /I _n)	: 7.4
Output	: 7.5 HP	Duty cycle	: S1
Frequency	: 60 Hz	Service factor	: 1.15
Full load speed	: 3500 rpm	Design	: B
Voltage	: 575 V	Locked rotor torque	: 180 %
Rated current	: 6.94 A	Breakdown torque	: 290 %
Insulation class	: F		

Notes:
Downloaded from <http://dealerselectric.com>
Generated for Model #00736OT3H184JP-S

Performed by

Checked



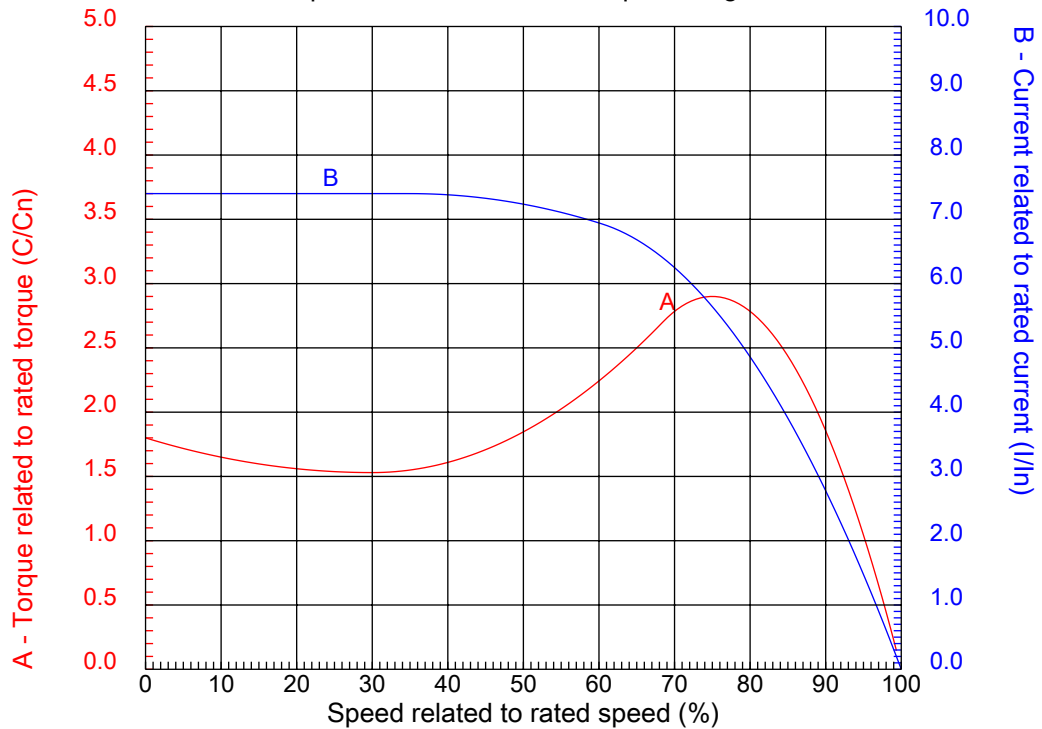
Dealers Industrial Equipment

No.:

Date: 13-SEP-2016

CHARACTERISTIC CURVES RELATED TO SPEED

Three-phase induction motor - Squirrel cage rotor



Customer :
Product line : Close Coupled Pump: Three-Phase - W01 (Rolled Steel) "JP" Type - ODP - NEMA Premium Efficiency

Frame	: 182/4JP	Locked rotor current (I _l /I _n)	: 7.4
Output	: 7.5 HP	Duty cycle	: S1
Frequency	: 60 Hz	Service factor	: 1.15
Full load speed	: 3500 rpm	Design	: B
Voltage	: 575 V	Locked rotor torque	: 180 %
Rated current	: 6.94 A	Breakdown torque	: 290 %
Insulation class	: F		

Notes:
Downloaded from <http://dealerselectric.com>
Generated for Model #00736OT3H184JP-S

Performed by

Checked

1 2 3 4 5 6 7 8

A

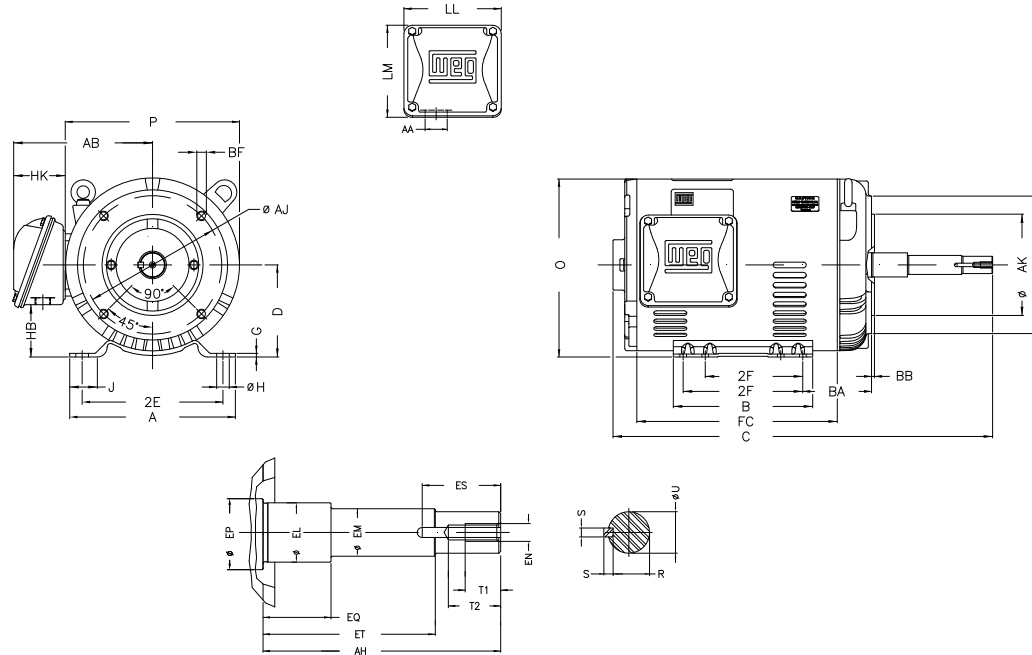
B

C

D

E

F



Notes: Downloaded from <http://dealerselectric.com>
Generated for Model #007360T3H184JP-S

2E 7.500	J 1.299	A 8.661	P 8.114	AB 6.696
2F 4.500/5.500	B 6.299	BA 3.500	D 4.500	G 0.167
O 8.557	H 0.406	AA 1.118"	ER 7.319	EQ 1.563
ET 5.941	U 0.8745	EM 1.000	EL 1.250	EP 1.376
ES 1.654	t1 0.748	t2 1.102	C 19.724	CH 1.377
FC 9.055	Flange FC-149	AJ 5.874	AK 4.500	BD 6.496
BF UNC 3/8"x16	BB 0.138	AH 7.319		

Performed by:	Close Coupled Pump: Three-Phase - W01 (Rolled Steel) "JP" Type - ODP -
Checked:	
Customer:	
Three-phase induction motor Frame 182/4JP - ODP	
13-SEP-2016	

1 2 3 4 5 6 7 8

A

B

C

D

E

F



Notes: Downloaded from <http://dealerselectric.com>
Generated for Model #00736OT3H184JP-S

Performed by:

Checked:

Customer:

Close Coupled Pump: Three-Phase - W01 (Rolled Steel) "JP" Type - ODP -

Three-phase induction motor
Frame 182/4JP - IP21

13-SEP-2016

