



Dealers Industrial Equipment

No.:

Date: 13-SEP-2016

Customer :

TECHNICAL PROPOSAL

Three-phase induction motor - Squirrel cage rotor

Product line : Close Coupled Pump : Three-Phase - "JM" Type - ODP - NEMA Premium

Catalog Number : 00736OT3H184JM

List Price : \$1,086

Notes:

Downloaded from <http://dealerselectric.com>

Generated for Model #00736OT3H184JM

Performed by:

Checked:



Dealers Industrial Equipment

No.:

Date: 13-SEP-2016

DATA SHEET

Three-phase induction motor - Squirrel cage rotor

Customer :
 Product line : Close Coupled Pump : Three-Phase - "JM" Type - ODP - NEMA Premium

Frame : 184JM
 Output : 7.5 HP
 Frequency : 60 Hz
 Poles : 2
 Full load speed : 3480 rpm
 Slip : 3.33 %
 Voltage : 575 V
 Rated current : 7.18 A
 Locked rotor current : 50.2 A
 Locked rotor current (I_L/I_n) : 7.0
 No-load current : 2.72 A
 Full load torque : 11.2 lb.ft
 Locked rotor torque : 210 %
 Breakdown torque : 280 %
 Design : B
 Insulation class : F
 Temperature rise : 80 K
 Locked rotor time : 12 s (hot)
 Service factor : 1.15
 Duty cycle : S1
 Ambient temperature : -20°C - +40°C
 Altitude : 1000 m
 Degree of Protection : IP21
 Approximate weight : 60 lb
 Moment of inertia : 0.16350 sq.ft.lb
 Noise level : ---

	D.E.	N.D.E.	Load	Power factor	Efficiency (%)
Bearings	6207 ZZ	6205 ZZ	100%	0.87	88.5
Regreasing interval	---	---	75%	0.83	88.5
Grease amount	---	---	50%	0.73	87.5

Notes:
 Downloaded from <http://dealerselectric.com>
 Generated for Model #00736OT3H184JM

Performed by

Checked



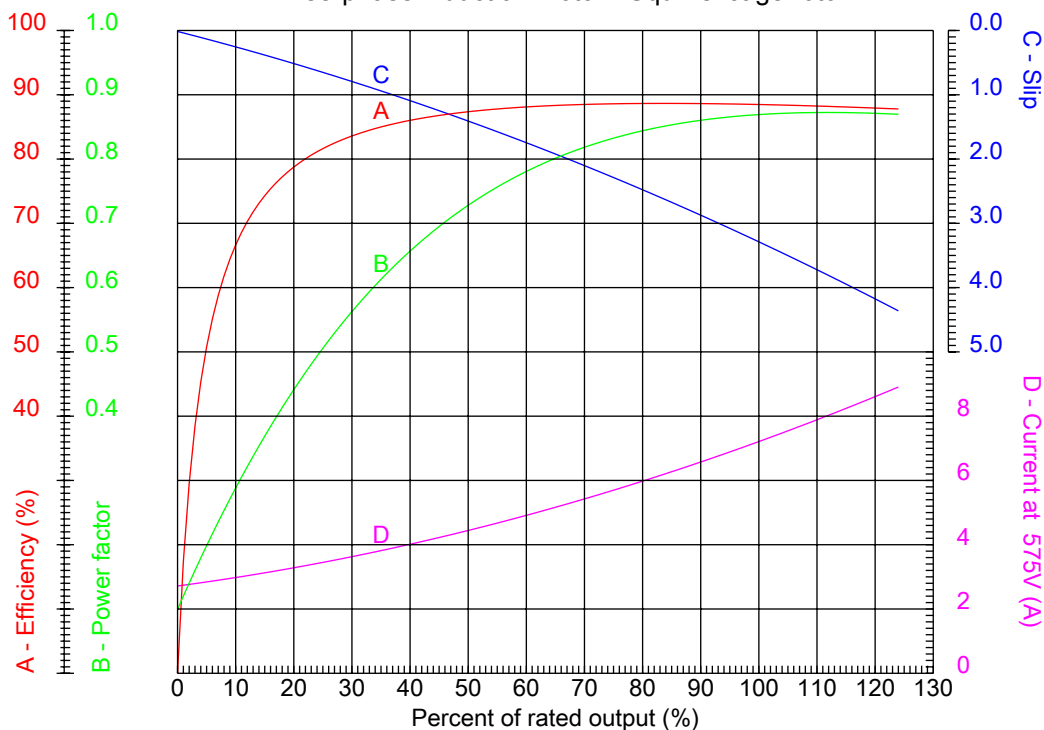
Dealers Industrial Equipment

No.:

Date: 13-SEP-2016

PERFORMANCE CURVES RELATED TO RATED OUTPUT

Three-phase induction motor - Squirrel cage rotor



Customer :
 Product line : Close Coupled Pump : Three-Phase - "JM" Type - ODP - NEMA Premium

Frame	: 184JM	Locked rotor current (I _l /I _n)	: 7.0
Output	: 7.5 HP	Duty cycle	: S1
Frequency	: 60 Hz	Service factor	: 1.15
Full load speed	: 3480 rpm	Design	: B
Voltage	: 575 V	Locked rotor torque	: 210 %
Rated current	: 7.18 A	Breakdown torque	: 280 %
Insulation class	: F		

Notes:
 Downloaded from <http://dealerselectric.com>
 Generated for Model #00736OT3H184JM

Performed by

Checked



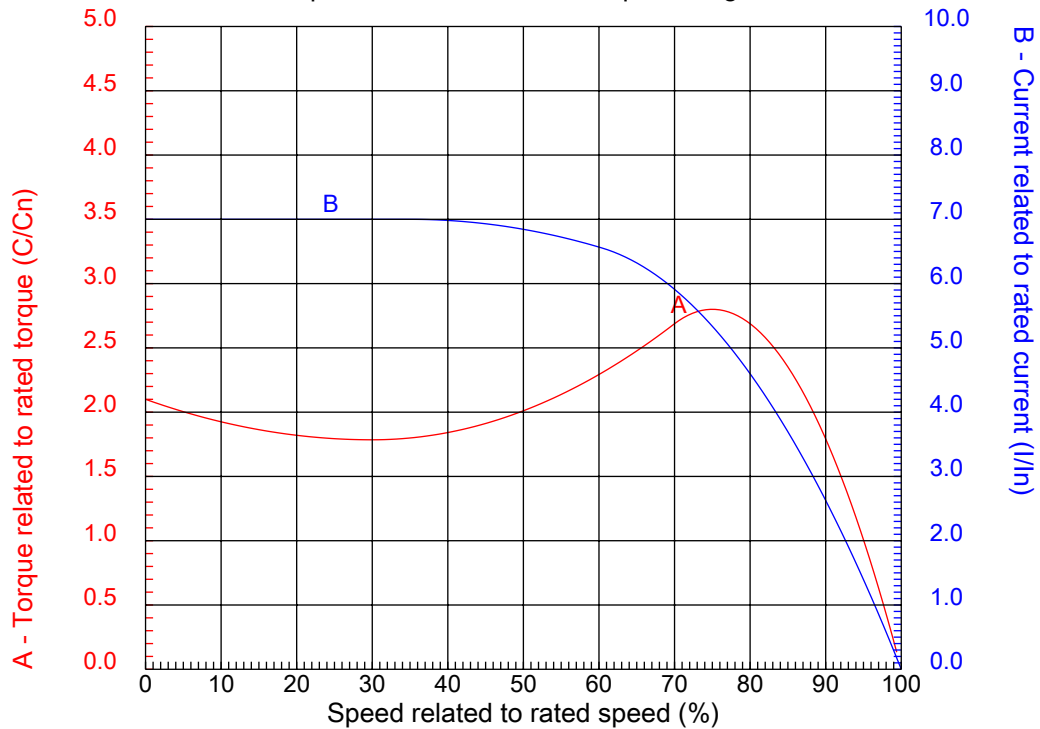
Dealers Industrial Equipment

No.:

Date: 13-SEP-2016

CHARACTERISTIC CURVES RELATED TO SPEED

Three-phase induction motor - Squirrel cage rotor



Customer :
Product line : Close Coupled Pump : Three-Phase - "JM" Type - ODP - NEMA Premium

Frame	: 184JM	Locked rotor current (I _l /I _n)	: 7.0
Output	: 7.5 HP	Duty cycle	: S1
Frequency	: 60 Hz	Service factor	: 1.15
Full load speed	: 3480 rpm	Design	: B
Voltage	: 575 V	Locked rotor torque	: 210 %
Rated current	: 7.18 A	Breakdown torque	: 280 %
Insulation class	: F		

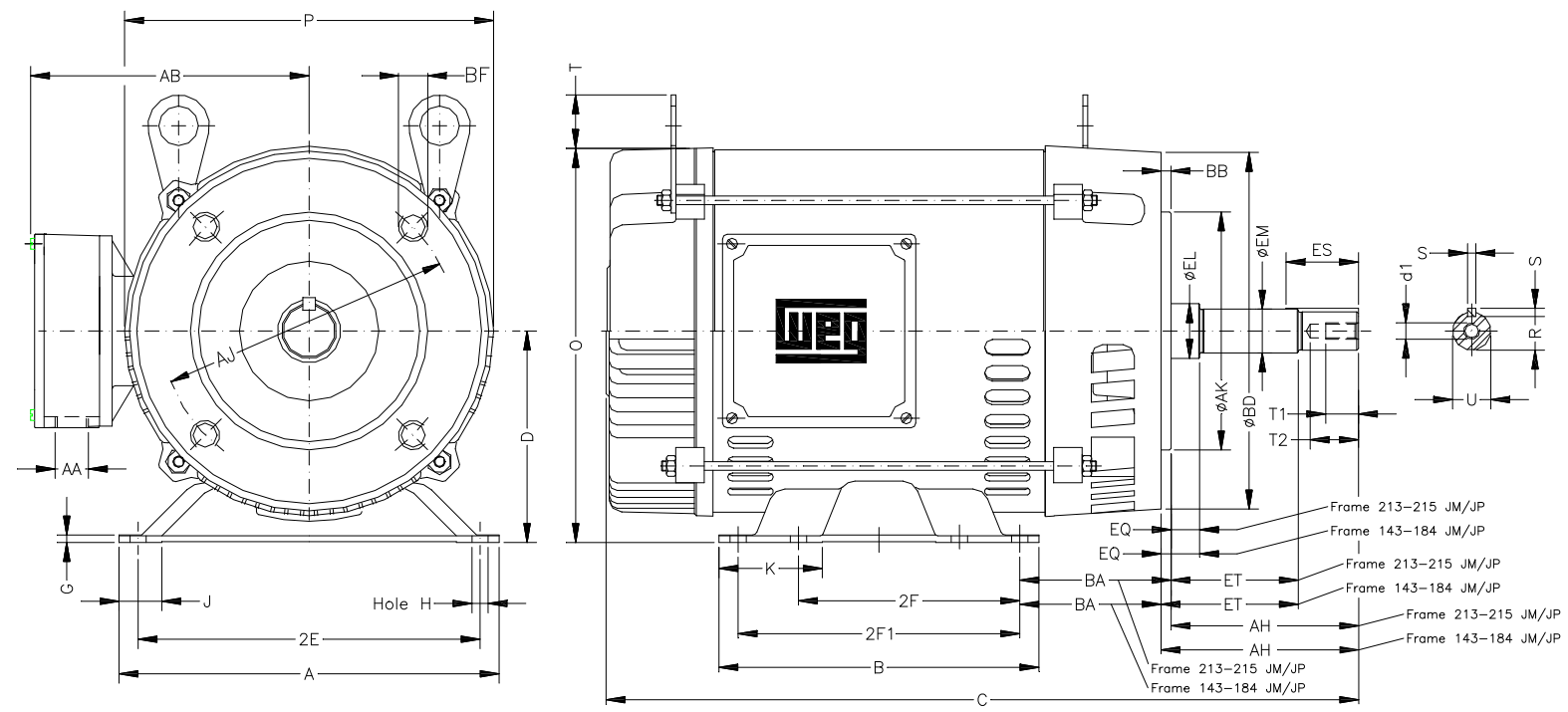
Notes:
Downloaded from <http://dealerselectric.com>
Generated for Model #00736OT3H184JM

Performed by

Checked

1 2 3 4 5 6 7 8

A
B
C
D



Notes: Downloaded from <http://dealerselectric.com>
Generated for Model #007360T3H184JM

E	2E 7.500	A 8.661	2F 4.500/5.500	B 6.299	J 1.171
	BA 2.750	D 4.500	K 1.988	G 0.187	O 8.307
	P 7.637	T 1.614	AB 6.574	H 0.406	AA NPT 3/4"
	EQ 0.630	ET 2.880	U 0.874	EM 1.000	EL 1.250
	S 0.187	EP 1.376	R 0.767	d1 EUNC 3/8"-16	ES 1.575
F	t1 0.748	t2 1.102	C 15.315	CH 1.220	Flange FC-149
	AJ 5.874	AK 4.500	BD 6.496	BF UNC 3/8"x16	BB 0.157
	AH 4.258				

Performed by:


Checked:

Customer:

Close Coupled Pump : Three-Phase - "JM" Type - ODP - NEMA Premium

Three-phase induction motor
Frame 184JM - IP21

13-SEP-2016



1 2 3 4 5 6 7 8

A
B
C
D
E
F

RUN

ONLY FOR START



Notes: Downloaded from http://dealerselectric.com Generated for Model #00736OT3H184JM		
Performed by:		
Checked:		
Customer:		
Close Coupled Pump : Three-Phase - "JM" Type - ODP - NEMA Premium		
Three-phase induction motor Frame 184JM - IP21	13-SEP-2016	