



Dealers Industrial Equipment

No.:

Date: 13-SEP-2016

Customer :

TECHNICAL PROPOSAL

Three-phase induction motor - Squirrel cage rotor

Product line : Close Coupled Pump : Three-Phase - "JM" Type - ODP - NEMA Premium

Catalog Number : 00536OT3H182JM

List Price : \$780

Notes:

Downloaded from <http://dealerselectric.com>

Generated for Model #00536OT3H182JM

Performed by:

Checked:



Dealers Industrial Equipment

No.:

Date: 13-SEP-2016

DATA SHEET Three-phase induction motor - Squirrel cage rotor

Customer :
 Product line : Close Coupled Pump : Three-Phase - "JM" Type - ODP - NEMA Premium

Frame : 182JM
 Output : 5 HP
 Frequency : 60 Hz
 Poles : 2
 Full load speed : 3490 rpm
 Slip : 3.06 %
 Voltage : 575 V
 Rated current : 4.94 A
 Locked rotor current : 34.6 A
 Locked rotor current (I_L/I_n) : 7.0
 No-load current : 1.92 A
 Full load torque : 7.42 lb.ft
 Locked rotor torque : 200 %
 Breakdown torque : 280 %
 Design : B
 Insulation class : F
 Temperature rise : 80 K
 Locked rotor time : 16 s (hot)
 Service factor : 1.15
 Duty cycle : S1
 Ambient temperature : -20°C - +40°C
 Altitude : 1000 m
 Degree of Protection : IP21
 Approximate weight : 48 lb
 Moment of inertia : 0.12719 sq.ft.lb
 Noise level : ---

	D.E.	N.D.E.
Bearings	6207 ZZ	6205 ZZ
Regreasing interval	---	---
Grease amount	---	---

Load	Power factor	Efficiency (%)
100%	0.85	88.5
75%	0.80	88.5
50%	0.68	87.5

Notes:
 Downloaded from <http://dealerselectric.com>
 Generated for Model #00536OT3H182JM

Performed by

Checked



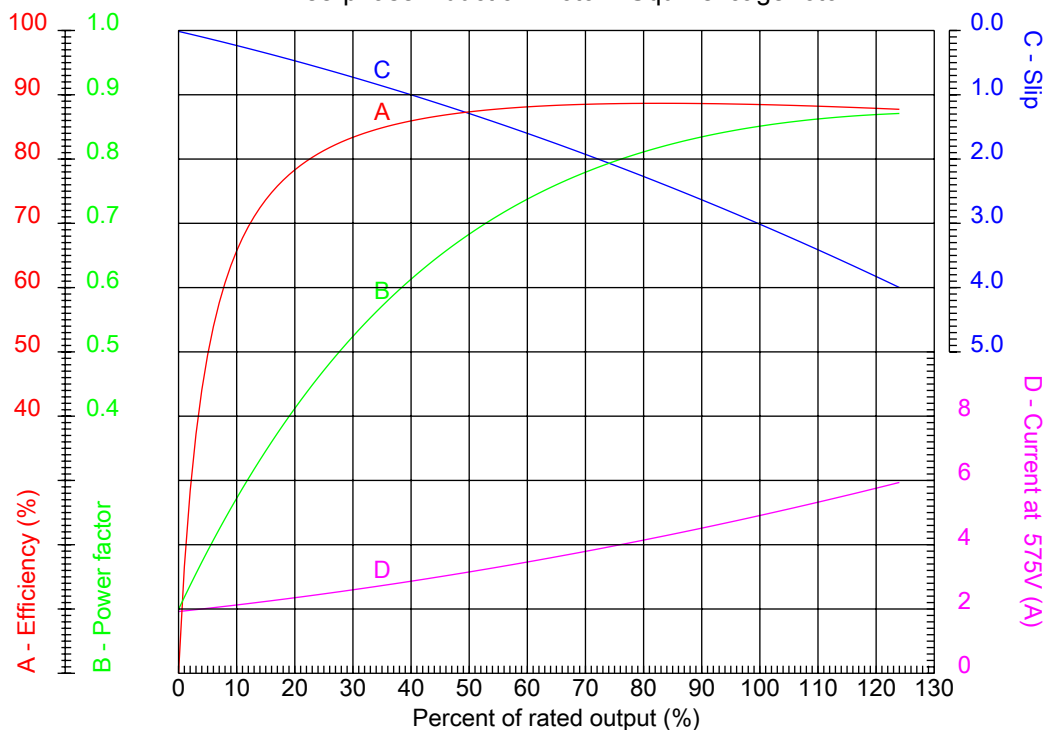
Dealers Industrial Equipment

No.:

Date: 13-SEP-2016

PERFORMANCE CURVES RELATED TO RATED OUTPUT

Three-phase induction motor - Squirrel cage rotor



Customer :
Product line : Close Coupled Pump : Three-Phase - "JM" Type - ODP - NEMA Premium

Frame	: 182JM	Locked rotor current (I _l /I _n)	: 7.0
Output	: 5 HP	Duty cycle	: S1
Frequency	: 60 Hz	Service factor	: 1.15
Full load speed	: 3490 rpm	Design	: B
Voltage	: 575 V	Locked rotor torque	: 200 %
Rated current	: 4.94 A	Breakdown torque	: 280 %
Insulation class	: F		

Notes:
Downloaded from <http://dealerselectric.com>
Generated for Model #00536OT3H182JM

Performed by

Checked



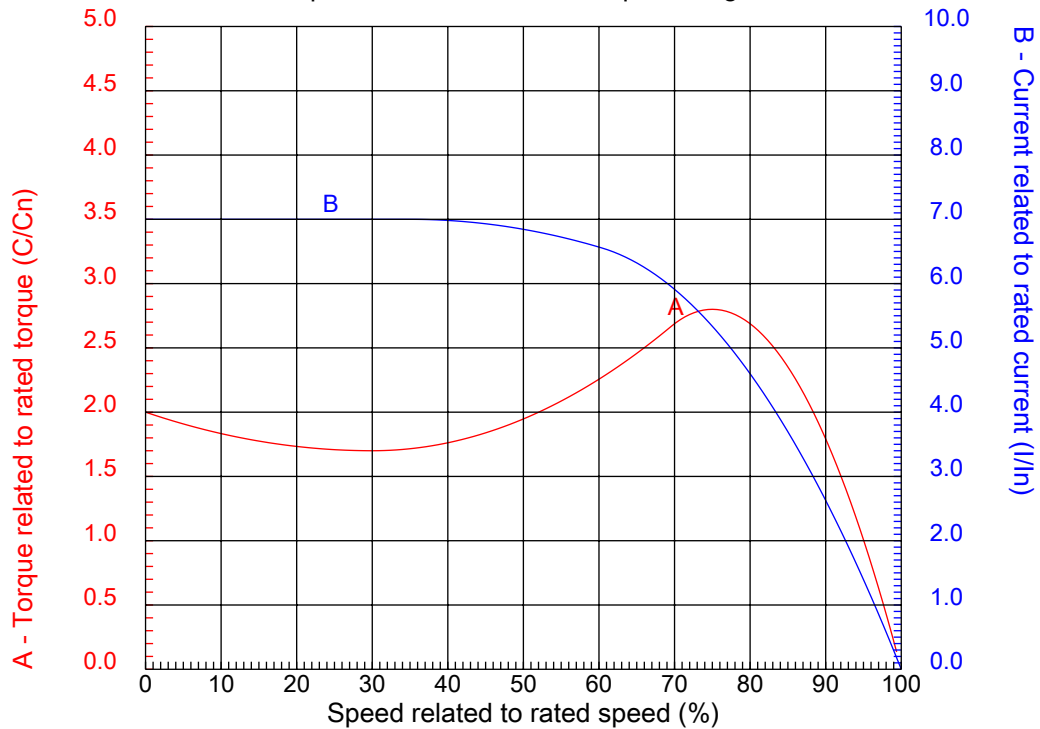
Dealers Industrial Equipment

No.:

Date: 13-SEP-2016

CHARACTERISTIC CURVES RELATED TO SPEED

Three-phase induction motor - Squirrel cage rotor



Customer :
Product line : Close Coupled Pump : Three-Phase - "JM" Type - ODP - NEMA Premium

Frame	: 182JM	Locked rotor current (I _l /I _n)	: 7.0
Output	: 5 HP	Duty cycle	: S1
Frequency	: 60 Hz	Service factor	: 1.15
Full load speed	: 3490 rpm	Design	: B
Voltage	: 575 V	Locked rotor torque	: 200 %
Rated current	: 4.94 A	Breakdown torque	: 280 %
Insulation class	: F		

Notes:
Downloaded from <http://dealerselectric.com>
Generated for Model #00536OT3H182JM

Performed by

Checked

1 2 3 4 5 6 7 8

A

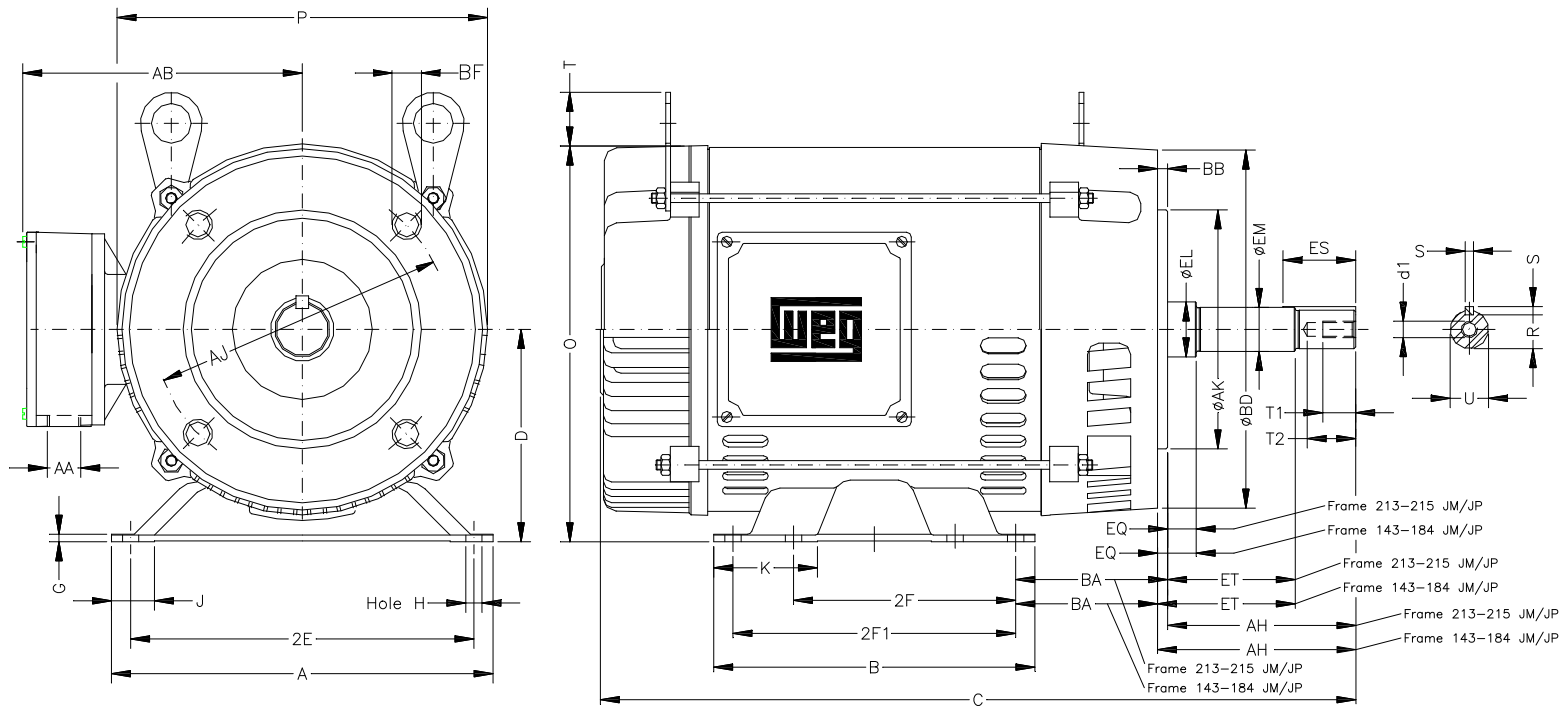
B

C

D

E

F



Notes: Downloaded from <http://dealerselectric.com>
Generated for Model #005360T3H182JM

2E	A	2F	B	J
7.500	8.661	4.500/5.500	6.299	1.171
BA	D	K	G	O
2.750	4.500	1.988	0.187	8.307
P	T	AB	H	AA
7.637	1.614	6.574	0.406	NPT 3/4"
EQ	ET	U	EM	EL
0.630	2.880	0.874	1.000	1.250
S	EP	R	d1	ES
0.187	1.376	0.767	EUNC 3/8"-16	1.575
t1	t2	C	CH	Flange
0.748	1.102	14.527	1.220	FC-149
AJ	AK	BD	BF	BB
5.874	4.500	6.496	UNC 3/8"x16	0.157
AH				
4.258				

Performed by:

Checked:

Customer:

Close Coupled Pump : Three-Phase - "JM" Type - ODP - NEMA Premium

Three-phase induction motor
Frame 182JM - IP21

13-SEP-2016



1 2 3 4 5 6 7 8

A
B
C
D
E
F

RUN



ONLY FOR START



Notes: Downloaded from http://dealerselectric.com Generated for Model #00536OT3H182JM		
Performed by:		
Checked:		
Customer:		
Close Coupled Pump : Three-Phase - "JM" Type - ODP - NEMA Premium		
Three-phase induction motor Frame 182JM - IP21	13-SEP-2016	