



Dealers Industrial Equipment

No.:

Date: 13-SEP-2016

Customer :

TECHNICAL PROPOSAL

Three-phase induction motor - Squirrel cage rotor

Product line : W22 Brake Motor - NEMA Premium Efficiency

Catalog Number : 00536ET3EBM184T-W22

List Price : \$2,343

Notes:

Downloaded from <http://dealerselectric.com>

Generated for Model #00536ET3EBM184T-W22

Performed by:

Checked:



Dealers Industrial Equipment

No.:

Date: 13-SEP-2016

DATA SHEET Three-phase induction motor - Squirrel cage rotor

Customer :
 Product line : W22 Brake Motor - NEMA Premium Efficiency

Frame : 182/4T
 Output : 5 HP
 Frequency : 60 Hz
 Poles : 2
 Full load speed : 3500 rpm
 Slip : 2.78 %
 Voltage : 208-230/460 V
 Rated current : 13.1-11.8/5.90 A
 Locked rotor current : 89.7/44.8 A
 Locked rotor current (I_L/I_n) : 7.6
 No-load current : 4.40/2.20 A
 Full load torque : 7.40 lb.ft
 Locked rotor torque : 230 %
 Breakdown torque : 350 %
 Design : B
 Insulation class : F
 Temperature rise : 80 K
 Locked rotor time : 25 s (hot)
 Service factor : 1.25
 Duty cycle : S1
 Ambient temperature : -20°C - +40°C
 Altitude : 1000 m
 Degree of Protection : IP55
 Approximate weight : 101 lb
 Moment of inertia : 0.22330 sq.ft.lb
 Noise level : 69 dB(A)

	D.E.	N.D.E.
Bearings	6207 ZZ	6206 ZZ
Regreasing interval	---	---
Grease amount	---	---

Load	Power factor	Efficiency (%)
100%	0.89	88.5
75%	0.85	88.5
50%	0.76	86.5

Notes:
 Downloaded from <http://dealerselectric.com>
 Generated for Model #00536ET3EBM184T-W22

Performed by

Checked



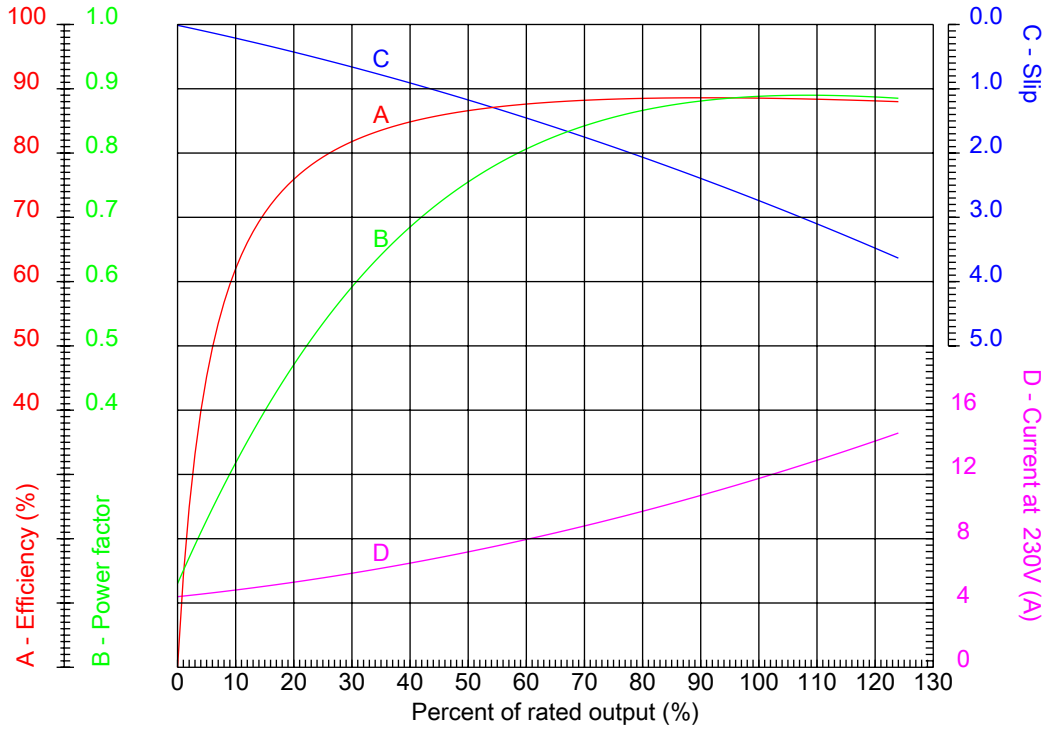
Dealers Industrial Equipment

No.:

Date: 13-SEP-2016

PERFORMANCE CURVES RELATED TO RATED OUTPUT

Three-phase induction motor - Squirrel cage rotor



Customer :
 Product line : W22 Brake Motor - NEMA Premium Efficiency

Frame : 182/4T	Locked rotor current (I _l /I _n) : 7.6
Output : 5 HP	Duty cycle : S1
Frequency : 60 Hz	Service factor : 1.25
Full load speed : 3500 rpm	Design : B
Voltage : 208-230/460 V	Locked rotor torque : 230 %
Rated current : 13.1-11.8/5.90 A	Breakdown torque : 350 %
Insulation class : F	

Notes:
 Downloaded from <http://dealerselectric.com>
 Generated for Model #00536ET3EBM184T-W22

Performed by

Checked



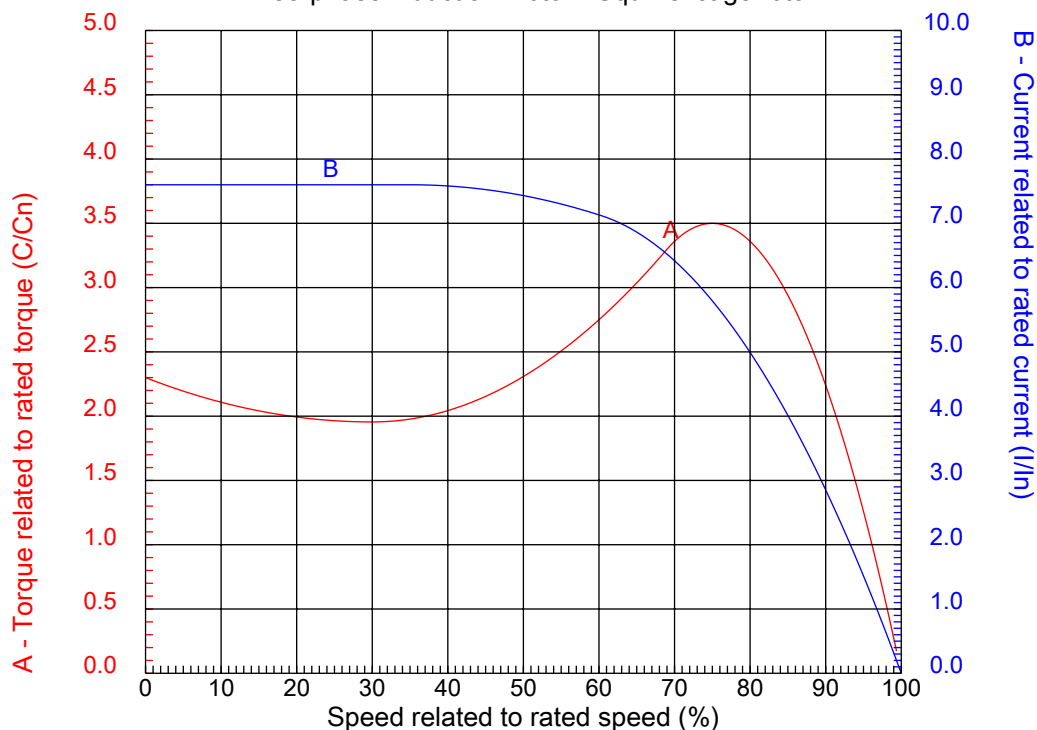
Dealers Industrial Equipment

No.:

Date: 13-SEP-2016

CHARACTERISTIC CURVES RELATED TO SPEED

Three-phase induction motor - Squirrel cage rotor



Customer :
Product line : W22 Brake Motor - NEMA Premium Efficiency

Frame	: 182/4T	Locked rotor current (I _l /I _n)	: 7.6
Output	: 5 HP	Duty cycle	: S1
Frequency	: 60 Hz	Service factor	: 1.25
Full load speed	: 3500 rpm	Design	: B
Voltage	: 208-230/460 V	Locked rotor torque	: 230 %
Rated current	: 13.1-11.8/5.90 A	Breakdown torque	: 350 %
Insulation class	: F		

Notes:
Downloaded from <http://dealerselectric.com>
Generated for Model #00536ET3EBM184T-W22

Performed by

Checked

1 2 3 4 5 6 7 8

A

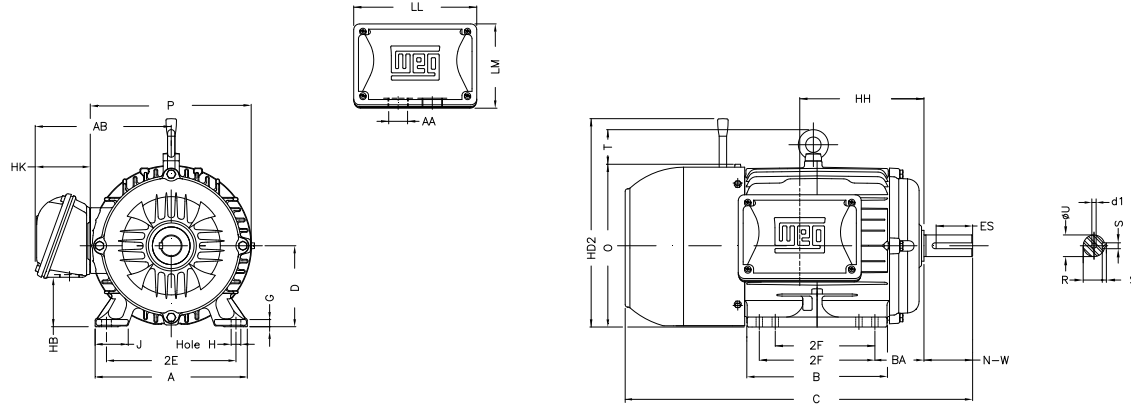
B

C

D

E

F



Notes: Downloaded from <http://dealerselectric.com>
Generated for Model #00536ET3EBM184T-W22

Performed by:

Checked:

Customer:

W22 Brake Motor - NEMA Premium Efficiency

Three-phase induction motor
Frame 182/4T - IP55

13-SEP-2016



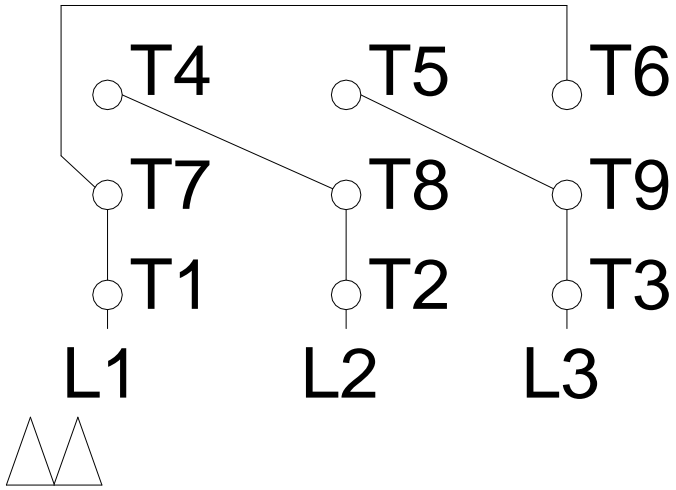
2E 7.500	J 1.614	A 8.661	P 8.740	AB 7.513
2F 4.500/5.500	B 6.969	BA 2.750	U 1.125	N-W 2.750
ES 1.969	S 0.250	R 0.984	D 4.500	G 0.394
HB 2.216	O 9.343	HF 4.500	HH 5.500	HK 3.117
H 0.406	C 19.314	LL 6.575	LM 5.246	AA NPT 1"
HD' 7.728	d1 A 4	HD2 12.138	T 1.772	

1 2 3 4 5 6 7 8

LOW VOLTAGE

HIGH VOLTAGE

A
B
C
D
E
F



Notes: Downloaded from <http://dealerselectric.com>
 Generated for Model #00536ET3EBM184T-W22

Performed by:

Checked:

Customer:

W22 Brake Motor - NEMA Premium Efficiency

Three-phase induction motor
 Frame 182/4T - IP55

13-SEP-2016

