



Dealers Industrial Equipment

No.:

Date: 13-SEP-2016

Customer :

TECHNICAL PROPOSAL

Three-phase induction motor - Squirrel cage rotor

Product line : Close Coupled Pump: Three-Phase - W01 (Rolled Steel) "JM" Type - ODP -  
NEMA Premium Efficiency  
Catalog Number : 00518OT3V184JM-S  
List Price : \$849

Notes:  
Downloaded from <http://dealerselectric.com>  
Generated for Model #00518OT3V184JM-S

Performed by:

Checked:



# Dealers Industrial Equipment

No.:

Date: 13-SEP-2016

## DATA SHEET Three-phase induction motor - Squirrel cage rotor

Customer :  
 Product line : Close Coupled Pump: Three-Phase - W01 (Rolled Steel) "JM" Type - ODP - NEMA Premium Efficiency

Frame : 182/4JM  
 Output : 5 HP  
 Frequency : 60 Hz  
 Poles : 4  
 Full load speed : 1760 rpm  
 Slip : 2.22 %  
 Voltage : 200/400 V  
 Rated current : 14.6/7.28 A  
 Locked rotor current : 105/52.4 A  
 Locked rotor current (I<sub>L</sub>/I<sub>n</sub>) : 7.2  
 No-load current : 7.24/3.62 A  
 Full load torque : 14.7 lb.ft  
 Locked rotor torque : 200 %  
 Breakdown torque : 310 %  
 Design : B  
 Insulation class : F  
 Temperature rise : 80 K  
 Locked rotor time : 12 s (hot)  
 Service factor : 1.15  
 Duty cycle : S1  
 Ambient temperature : -20°C - +40°C  
 Altitude : 1000 m  
 Degree of Protection : ODP  
 Approximate weight : 80 lb  
 Moment of inertia : 0.40033 sq.ft.lb  
 Noise level : 55 dB(A)

	D.E.	N.D.E.
Bearings	6207 ZZ	6205 ZZ
Regreasing interval	---	---
Grease amount	---	---

Load	Power factor	Efficiency (%)
100%	0.82	89.5
75%	0.76	88.5
50%	0.63	88.5

Notes:  
 Downloaded from <http://dealerselectric.com>  
 Generated for Model #00518OT3V184JM-S

Performed by

Checked



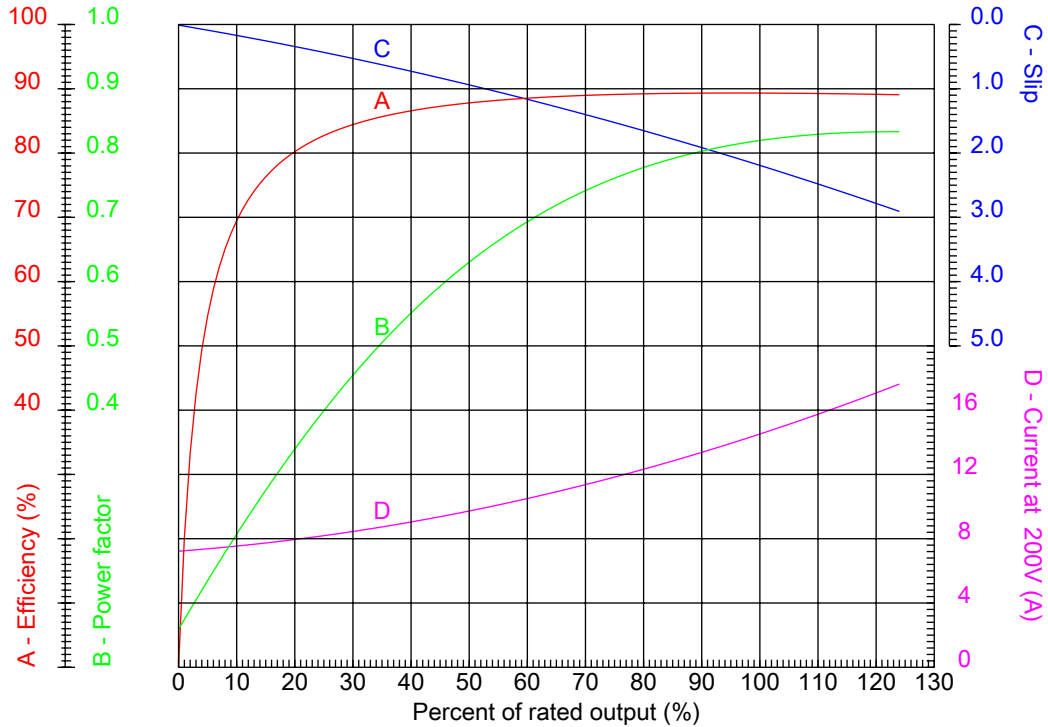
# Dealers Industrial Equipment

No.:

Date: 13-SEP-2016

## PERFORMANCE CURVES RELATED TO RATED OUTPUT

Three-phase induction motor - Squirrel cage rotor



Customer :  
Product line : Close Coupled Pump: Three-Phase - W01 (Rolled Steel) "JM" Type - ODP - NEMA Premium Efficiency

Frame	: 182/4JM	Locked rotor current (I <sub>l</sub> /I <sub>n</sub> )	: 7.2
Output	: 5 HP	Duty cycle	: S1
Frequency	: 60 Hz	Service factor	: 1.15
Full load speed	: 1760 rpm	Design	: B
Voltage	: 200/400 V	Locked rotor torque	: 200 %
Rated current	: 14.6/7.28 A	Breakdown torque	: 310 %
Insulation class	: F		

Notes:  
Downloaded from <http://dealerselectric.com>  
Generated for Model #00518OT3V184JM-S

Performed by

Checked



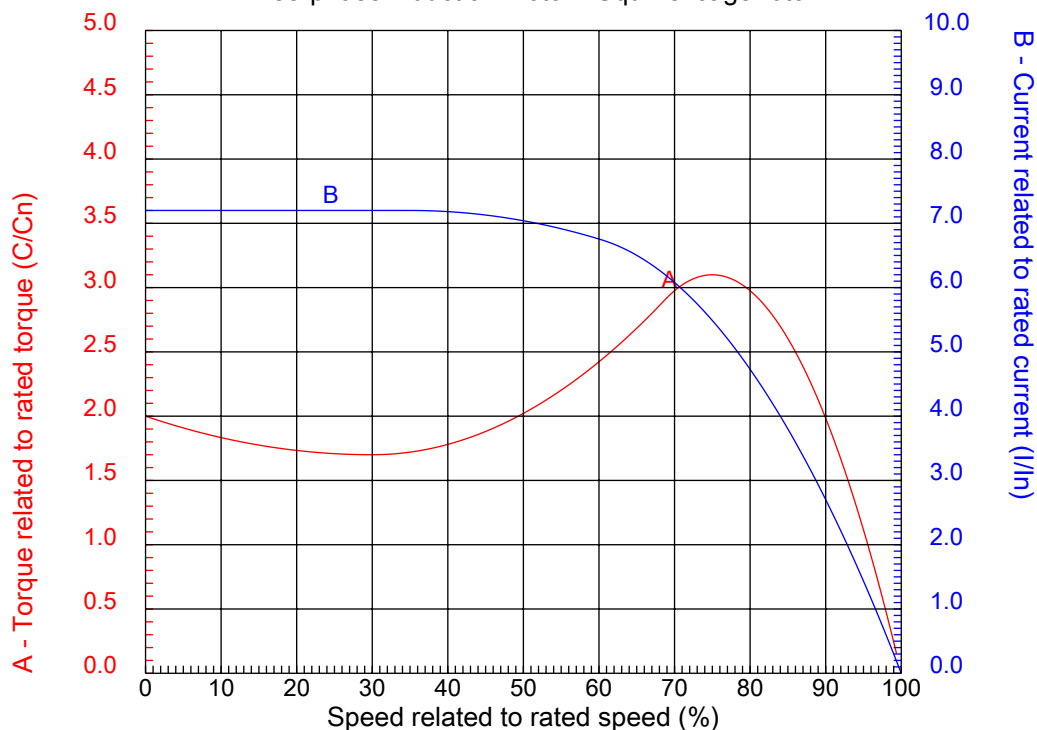
# Dealers Industrial Equipment

No.:

Date: 13-SEP-2016

## CHARACTERISTIC CURVES RELATED TO SPEED

Three-phase induction motor - Squirrel cage rotor



Customer :  
Product line : Close Coupled Pump: Three-Phase - W01 (Rolled Steel) "JM" Type - ODP - NEMA Premium Efficiency

Frame	: 182/4JM	Locked rotor current (I <sub>l</sub> /I <sub>n</sub> )	: 7.2
Output	: 5 HP	Duty cycle	: S1
Frequency	: 60 Hz	Service factor	: 1.15
Full load speed	: 1760 rpm	Design	: B
Voltage	: 200/400 V	Locked rotor torque	: 200 %
Rated current	: 14.6/7.28 A	Breakdown torque	: 310 %
Insulation class	: F		

Notes:  
Downloaded from <http://dealerselectric.com>  
Generated for Model #00518OT3V184JM-S

Performed by

Checked

1 2 3 4 5 6 7 8

A

B

C

D

E

F



Notes: Downloaded from <http://dealerselectric.com>  
Generated for Model #005180T3V184JM-S

2E 7.500	J 1.299	A 8.661	P 8.114	AB 6.696
2F 4.500/5.500	B 6.299	BA 3.500	D 4.500	G 0.167
O 8.557	H 0.406	AA 1.118"	ER 4.258	EQ 0.630
ET 2.880	U 0.8745	EM 1.000	EL 1.250	EP 1.376
ES 1.653	t1 0.748	t2 1.102	C 17.835	CH 1.377
FC 10.236	Flange FC-149	AJ 5.874	AK 4.500	BD 6.496
BF UNC 3/8"x16	BB 0.138	AH 4.258		

Performed by:

Checked:

Customer:

Close Coupled Pump: Three-Phase - W01 (Rolled Steel) "JM" Type - ODP -

Three-phase induction motor  
Frame 182/4JM - ODP

13-SEP-2016

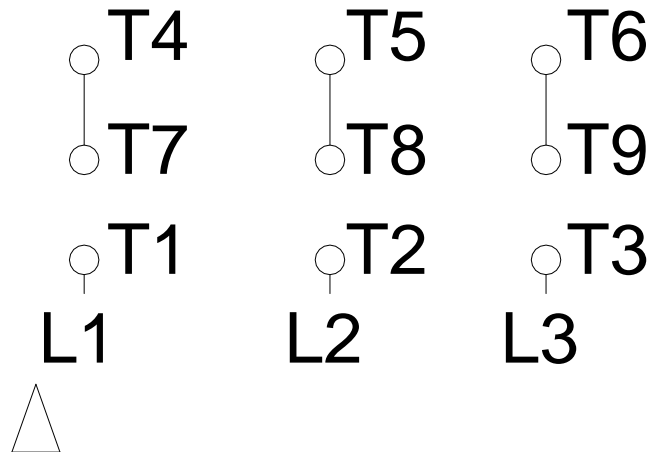


1 2 3 4 5 6 7 8

# LOW VOLTAGE

# HIGH VOLTAGE

A  
B  
C  
D  
E  
F



Notes: Downloaded from <a href="http://dealerselectric.com">http://dealerselectric.com</a> Generated for Model #005180T3V184JM-S		
Performed by:		
Checked:		
Customer:		
Close Coupled Pump: Three-Phase - W01 (Rolled Steel) "JM" Type - ODP -		
Three-phase induction motor Frame 182/4JM - IP21	13-SEP-2016	