



Dealers Industrial Equipment

No.:

Date: 13-SEP-2016

Customer :

TECHNICAL PROPOSAL

Single-phase induction motor - Squirrel cage rotor

Product line : Single Phase: W01 (Rolled Steel) - ODP - Premium Efficiency (DOE)

Catalog Number : 00336OT1B56-S

List Price : \$568

Notes:

Downloaded from <http://dealerselectric.com>

Generated for Model #00336OT1B56-S

Performed by:

Checked:



# Dealers Industrial Equipment

No.:

Date: 13-SEP-2016

## DATA SHEET Single-phase induction motor - Squirrel cage rotor

Customer :  
 Product line : Single Phase: W01 (Rolled Steel) - ODP - Premium Efficiency (DOE)

Frame : 56H  
 Output : 3 HP  
 Frequency : 60 Hz  
 Poles : 2  
 Full load speed : 3500 rpm  
 Slip : 2.78 %  
 Voltage : 115/208-230 V  
 Rated current : 24.4/13.5-12.2 A  
 Locked rotor current : 200/100 A  
 Locked rotor current (I<sub>L</sub>/I<sub>n</sub>) : 8.2  
 No-load current : 7.80/3.90 A  
 Full load torque : 4.44 lb.ft  
 Locked rotor torque : 220 %  
 Breakdown torque : 280 %  
 Design : ---  
 Insulation class : F  
 Temperature rise : 80 K  
 Locked rotor time : 6 s (hot)  
 Service factor : 1.15  
 Duty cycle : S1  
 Ambient temperature : -20°C - +40°C  
 Altitude : 1000 m  
 Degree of Protection : ODP  
 Approximate weight : 42 lb  
 Moment of inertia : 0.09445 sq.ft.lb  
 Noise level : 58 dB(A)

	D.E.	N.D.E.
Bearings	6204 ZZ	6202 ZZ
Regreasing interval	---	---
Grease amount	---	---

Load	Power factor	Efficiency (%)
100%	0.93	84.1
75%	0.92	81.0
50%	0.87	76.0

Notes:  
 Downloaded from <http://dealerselectric.com>  
 Generated for Model #00336OT1B56-S

Performed by

Checked



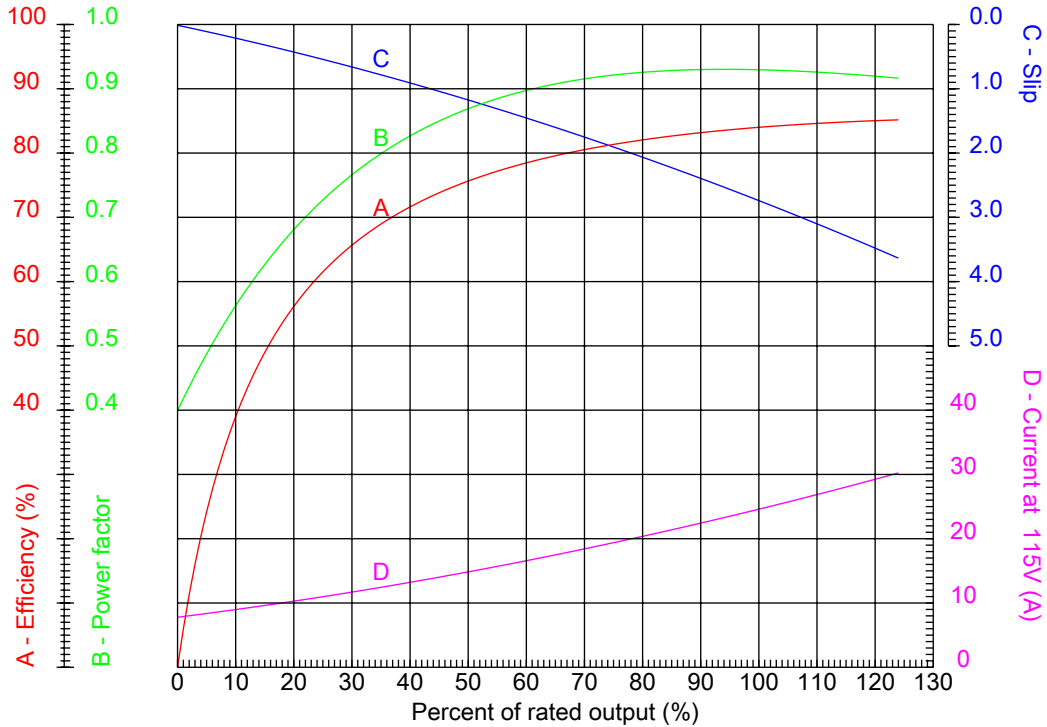
# Dealers Industrial Equipment

No.:

Date: 13-SEP-2016

## PERFORMANCE CURVES RELATED TO RATED OUTPUT

Single-phase induction motor - Squirrel cage rotor



Customer :  
 Product line : Single Phase: W01 (Rolled Steel) - ODP - Premium Efficiency (DOE)

Frame	: 56H	Locked rotor current (I <sub>l</sub> /I <sub>n</sub> )	: 8.2
Output	: 3 HP	Duty cycle	: S1
Frequency	: 60 Hz	Service factor	: 1.15
Full load speed	: 3500 rpm	Design	: ---
Voltage	: 115/208-230 V	Locked rotor torque	: 220 %
Rated current	: 24.4/13.5-12.2 A	Breakdown torque	: 280 %
Insulation class	: F		

Notes:  
 Downloaded from <http://dealerselectric.com>  
 Generated for Model #00336OT1B56-S

Performed by

Checked

1 2 3 4 5 6 7 8

A

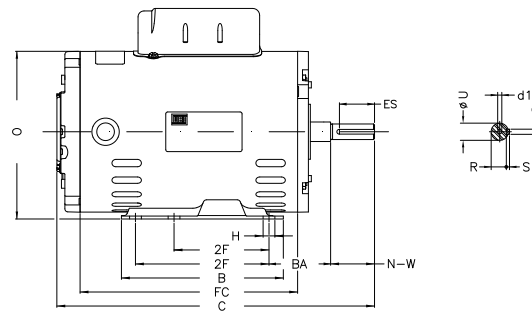
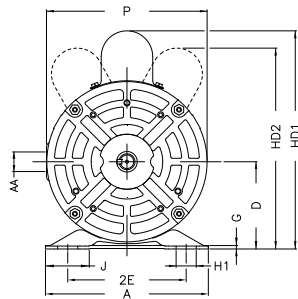
B

C

D

E

F



Notes: Downloaded from <http://dealerselectric.com>  
Generated for Model #00336OT1B56-S

Performed by:

Checked:

Customer:

Single Phase: W01 (Rolled Steel) - ODP - Premium Efficiency (DOE)

Single-phase induction motor  
Frame 56H - ODP

13-SEP-2016



P	AB	J	2E	A
6.456	5.882	1.732	4.874	6.535
H	G	HB	HK	FC
0.343	0.120	1.783	2.638	9.842
2F	B	C	BA	N-W
3.000/5.000	6.496	13.858	2.750	1.874
ES	d1	S	U	AA
1.417	A 3.15	0.187	0.625	NPT 1/2"
depth	R	LL	LM	BB
0.187	0.517	4.543	4.106	0.004
D	XO	HD2	O	HC2
3.500	0.004	8.150	6.724	4.650