



Dealers Industrial Equipment

No.:

Date: 12-SEP-2016

Customer :

TECHNICAL PROPOSAL

Three-phase induction motor - Squirrel cage rotor

Product line : Close Coupled Pump : Three-Phase - "JP" Type - ODP - High Efficiency

Catalog Number : 00336OP3E145JP

List Price : \$565

Notes:

Downloaded from <http://dealerselectric.com>

Generated for Model #00336OP3E145JP

Performed by:

Checked:



Dealers Industrial Equipment

No.:

Date: 12-SEP-2016

DATA SHEET Three-phase induction motor - Squirrel cage rotor

Customer :
 Product line : Close Coupled Pump : Three-Phase - "JP" Type - ODP - High Efficiency

Frame : F143/5JP
 Output : 3 HP
 Frequency : 60 Hz
 Poles : 2
 Full load speed : 3400 rpm
 Slip : 5.56 %
 Voltage : 230/460 V
 Rated current : 7.30/3.65 A
 Locked rotor current : 62.1/31.0 A
 Locked rotor current (I_L/I_n) : 8.5
 No-load current : 2.40/1.20 A
 Full load torque : 4.57 lb.ft
 Locked rotor torque : 400 %
 Breakdown torque : 300 %
 Design : B
 Insulation class : F
 Temperature rise : 80 K
 Locked rotor time : 15 s (hot)
 Service factor : 1.15
 Duty cycle : S1
 Ambient temperature : -20°C - +40°C
 Altitude : 1000 m
 Degree of Protection : IP21
 Approximate weight : 46 lb
 Moment of inertia : 0.07119 sq.ft.lb
 Noise level : ---

	D.E.	N.D.E.
Bearings	6206 ZZ	6204 ZZ
Regreasing interval	---	---
Grease amount	---	---

Load	Power factor	Efficiency (%)
100%	0.92	85.5
75%	0.88	84.0
50%	0.80	81.5

Notes:
 Downloaded from <http://dealerselectric.com>
 Generated for Model #00336OP3E145JP

Performed by

Checked



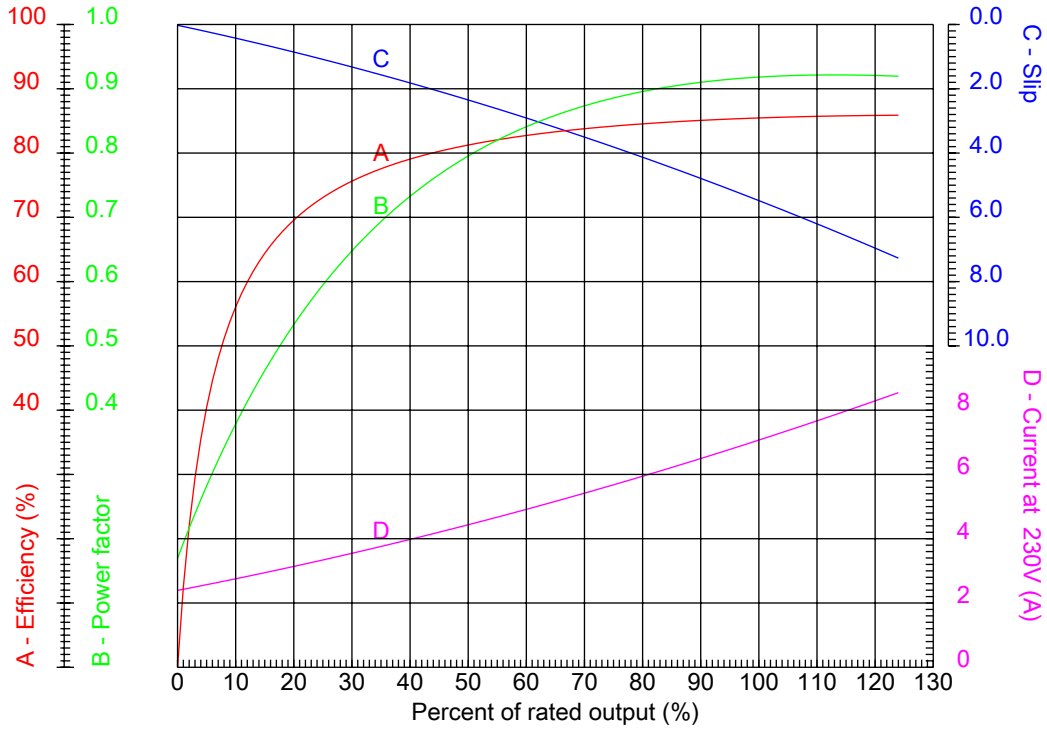
Dealers Industrial Equipment

No.:

Date: 12-SEP-2016

PERFORMANCE CURVES RELATED TO RATED OUTPUT

Three-phase induction motor - Squirrel cage rotor



Customer :
 Product line : Close Coupled Pump : Three-Phase - "JP" Type - ODP - High Efficiency

Frame	: F143/5JP	Locked rotor current (I _l /I _n)	: 8.5
Output	: 3 HP	Duty cycle	: S1
Frequency	: 60 Hz	Service factor	: 1.15
Full load speed	: 3400 rpm	Design	: B
Voltage	: 230/460 V	Locked rotor torque	: 400 %
Rated current	: 7.30/3.65 A	Breakdown torque	: 300 %
Insulation class	: F		

Notes:
 Downloaded from <http://dealerselectric.com>
 Generated for Model #00336OP3E145JP

Performed by

Checked



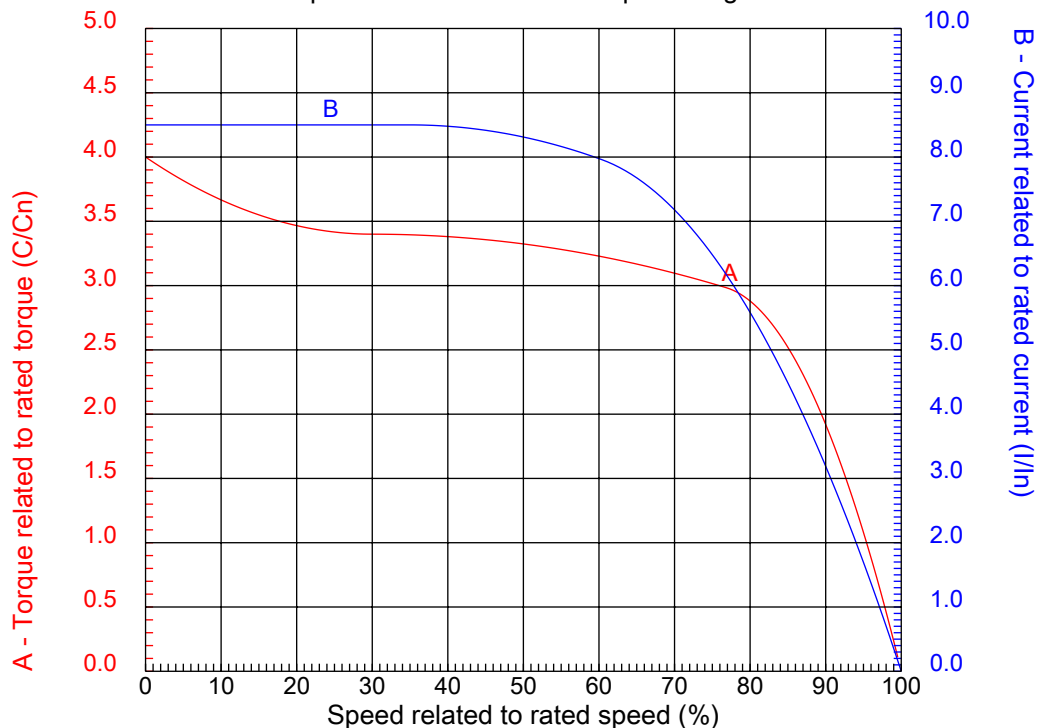
Dealers Industrial Equipment

No.:

Date: 12-SEP-2016

CHARACTERISTIC CURVES RELATED TO SPEED

Three-phase induction motor - Squirrel cage rotor



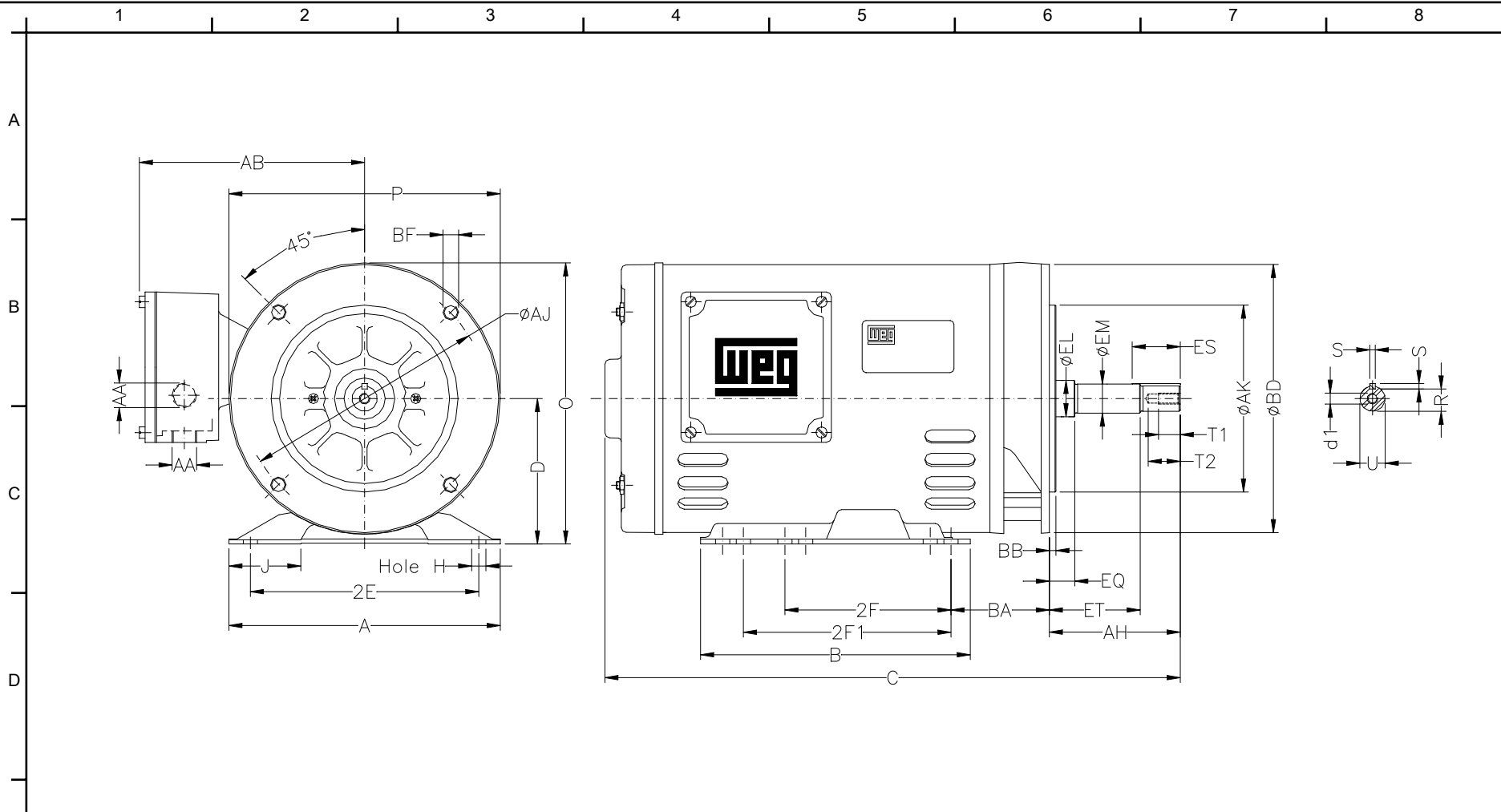
Customer :
Product line : Close Coupled Pump : Three-Phase - "JP" Type - ODP - High Efficiency

Frame	: F143/5JP	Locked rotor current (I _l /I _n)	: 8.5
Output	: 3 HP	Duty cycle	: S1
Frequency	: 60 Hz	Service factor	: 1.15
Full load speed	: 3400 rpm	Design	: B
Voltage	: 230/460 V	Locked rotor torque	: 400 %
Rated current	: 7.30/3.65 A	Breakdown torque	: 300 %
Insulation class	: F		

Notes:
Downloaded from <http://dealerselectric.com>
Generated for Model #00336OP3E145JP


Performed by

Checked



Notes: Downloaded from <http://dealerselectric.com>
 Generated for Model #00336OP3E145JP

2E 5.500	A 6.535	2F 4.000	B 6.496	J 1.732
BA 2.250	D 3.500	G 0.120	O 6.772	P 6.535
AB 5.433	H 0.342	AA NPT 1/2"	EQ 1.565	ET 5.941
U 0.874	EM 1.000	EL 1.156	S 0.187	R 0.768
ES 1.654	d1 DUNC 3/8"-16	t1 0.748	t2 0.984	C 17.913
Flange FC-149	AJ 5.874	AK 4.500	BD 6.535	BF UNC 3/8"x16
BB 0.157	AH 185.9			

Performed by:
 Checked:
 Customer:
 Close Coupled Pump : Three-Phase - "JP" Type - ODP - High Efficiency
 Three-phase induction motor
 Frame F143/5JP - IP21
 12-SEP-2016


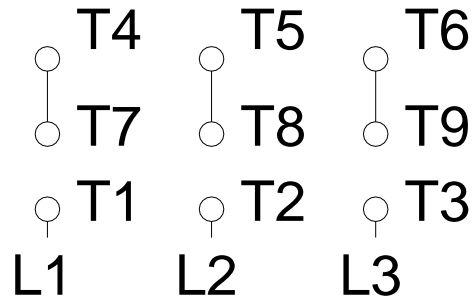
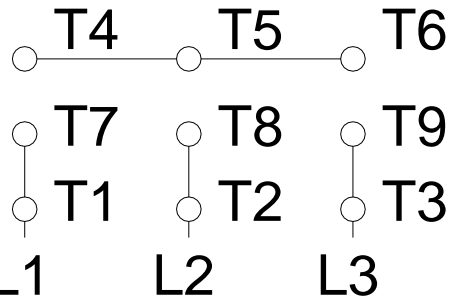
1 2 3 4 5 6 7 8

A

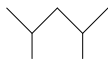
LOW VOLTAGE

HIGH VOLTAGE

B



C



D

E

F

Notes: Downloaded from <http://dealerselectric.com>
 Generated for Model #00336OP3E145JP

Performed by:

Checked:

Customer:

Close Coupled Pump : Three-Phase - "JP" Type - ODP - High Efficiency

Three-phase induction motor
 Frame F143/5JP - IP21

12-SEP-2016

