



Dealers Industrial Equipment

No.:

Date: 12-SEP-2016

Customer :

TECHNICAL PROPOSAL

Three-phase induction motor - Squirrel cage rotor

Product line : Jet Pump: Three-Phase - W01 (Rolled Steel) - TEFC - Threaded - Premium
Efficiency
Catalog Number : 00336ET3EJP56J-S
List Price : \$634

Notes:
Downloaded from <http://dealerselectric.com>
Generated for Model #00336ET3EJP56J-S

Performed by:

Checked:



Dealers Industrial Equipment

No.:

Date: 12-SEP-2016

DATA SHEET Three-phase induction motor - Squirrel cage rotor

Customer :
 Product line : Jet Pump: Three-Phase - W01 (Rolled Steel) - TEFC - Threaded - Premium Efficiency

Frame : 56HJ
 Output : 3 HP
 Frequency : 60 Hz
 Poles : 2
 Full load speed : 3500 rpm
 Slip : 2.78 %
 Voltage : 208-230/460 V
 Rated current : 7.76-7.02/3.51 A
 Locked rotor current : 66.7/33.3 A
 Locked rotor current (I_L/I_n) : 9.5
 No-load current : 2.56/1.28 A
 Full load torque : 4.44 lb.ft
 Locked rotor torque : 300 %
 Breakdown torque : 380 %
 Design : B
 Insulation class : F
 Temperature rise : 80 K
 Locked rotor time : 10 s (hot)
 Service factor : 1.15
 Duty cycle : S1
 Ambient temperature : -20°C - +40°C
 Altitude : 1000 m
 Degree of Protection : IP55
 Approximate weight : 48 lb
 Moment of inertia : 0.16635 sq.ft.lb
 Noise level : 68 dB(A)

	D.E.	N.D.E.	Load	Power factor	Efficiency (%)
Bearings	6203 ZZ	6202 ZZ	100%	0.91	86.5
Regreasing interval	---	---	75%	0.87	86.5
Grease amount	---	---	50%	0.78	84.0

Notes:
 Downloaded from <http://dealerselectric.com>
 Generated for Model #00336ET3EJP56J-S

Performed by

Checked



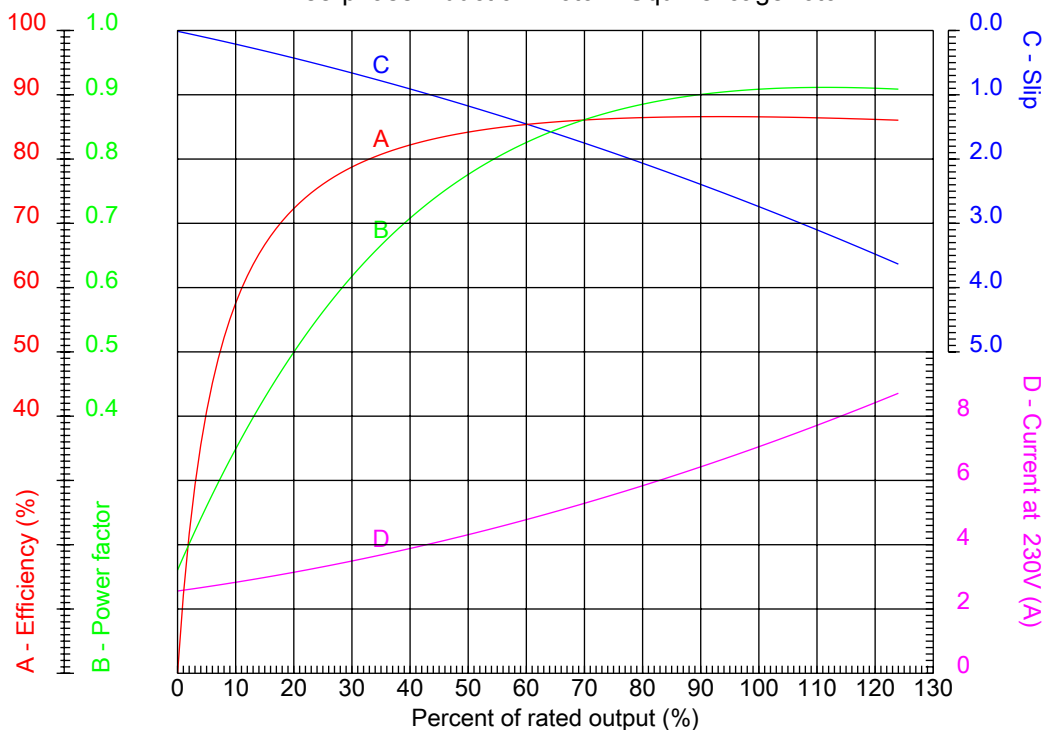
Dealers Industrial Equipment

No.:

Date: 12-SEP-2016

PERFORMANCE CURVES RELATED TO RATED OUTPUT

Three-phase induction motor - Squirrel cage rotor



Customer :
 Product line : Jet Pump: Three-Phase - W01 (Rolled Steel) - TEFC - Threaded - Premium Efficiency

Frame : 56HJ	Locked rotor current (I _l /I _n) : 9.5
Output : 3 HP	Duty cycle : S1
Frequency : 60 Hz	Service factor : 1.15
Full load speed : 3500 rpm	Design : B
Voltage : 208-230/460 V	Locked rotor torque : 300 %
Rated current : 7.76-7.02/3.51 A	Breakdown torque : 380 %
Insulation class : F	

Notes:
 Downloaded from <http://dealerselectric.com>
 Generated for Model #00336ET3EJP56J-S

Performed by

Checked



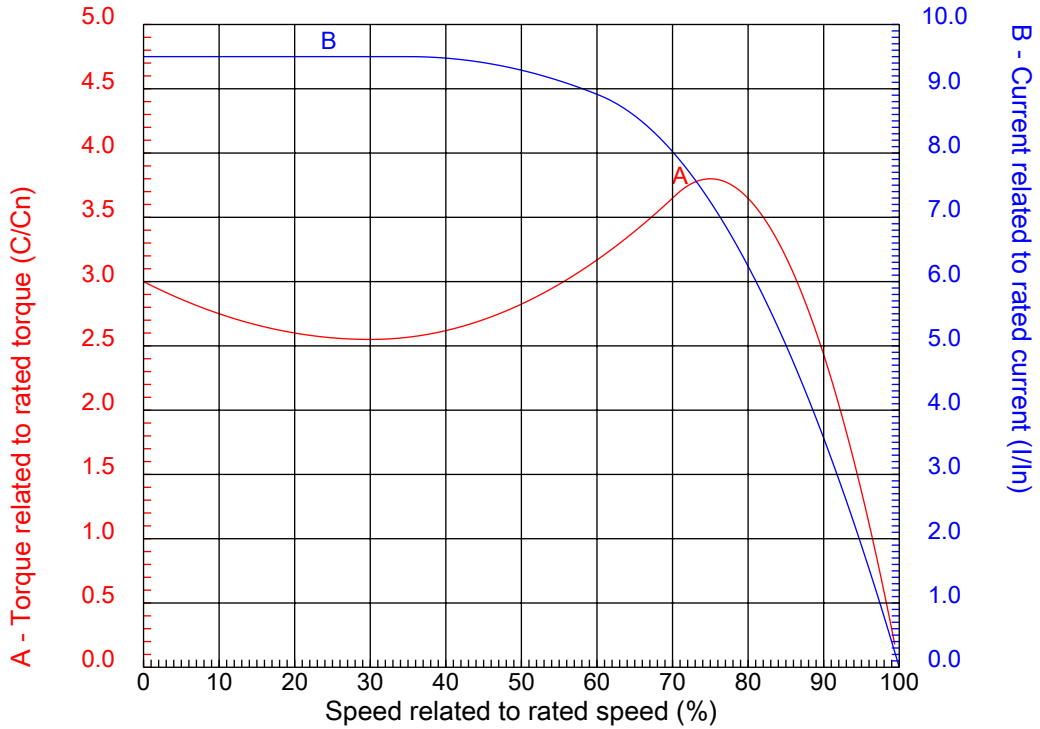
Dealers Industrial Equipment

No.:

Date: 12-SEP-2016

CHARACTERISTIC CURVES RELATED TO SPEED

Three-phase induction motor - Squirrel cage rotor



Customer	:	
Product line	:	Jet Pump: Three-Phase - W01 (Rolled Steel) - TEFC - Threaded - Premium Efficiency

Frame	:	56HJ	Locked rotor current (I _L /I _n)	:	9.5
Output	:	3 HP	Duty cycle	:	S1
Frequency	:	60 Hz	Service factor	:	1.15
Full load speed	:	3500 rpm	Design	:	B
Voltage	:	208-230/460 V	Locked rotor torque	:	300 %
Rated current	:	7.76-7.02/3.51 A	Breakdown torque	:	380 %
Insulation class	:	F			

Notes:
 Downloaded from <http://dealerselectric.com>
 Generated for Model #00336ET3EJP56J-S

Performed by

Checked

1 2 3 4 5 6 7 8

A

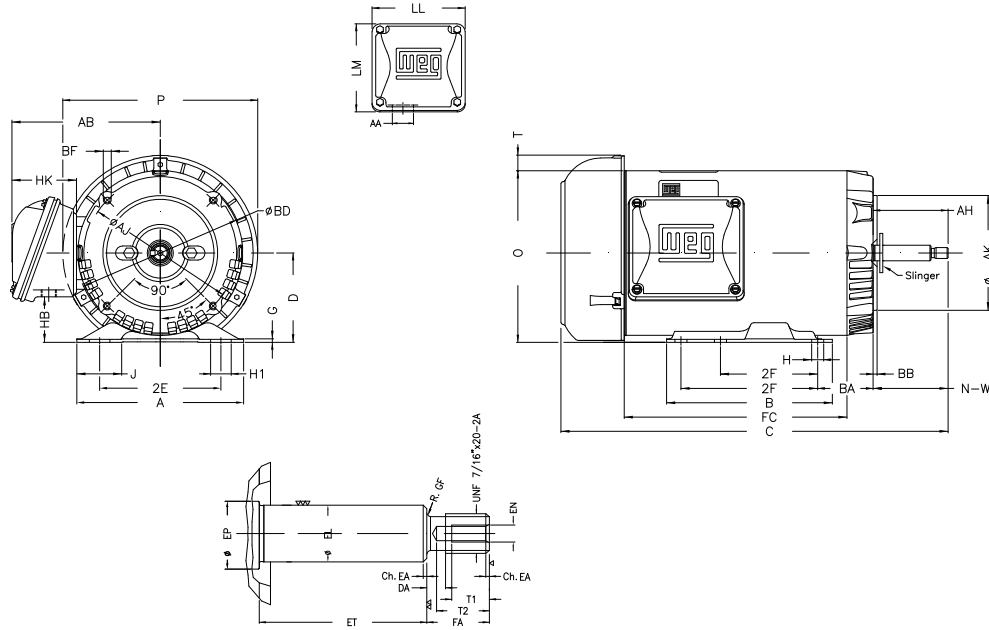
B

C

D

E

F



Notes: Downloaded from <http://dealerselectric.com>
Generated for Model #00336ET3EJP56J-S

Performed by:

Checked:

Customer:

Jet Pump: Three-Phase - W01 (Rolled Steel) - TEFC - Threaded - Premium

Three-phase induction motor
Frame 56HJ - IP55

12-SEP-2016



2E 4.874	J 1.732	A 6.535	P 7.638	AB 5.882
2F 3.000/5.000	B 6.496	BA 2.559	D 3.500	G 0.120
O 6.724	T 0.603	H 0.343	AA 0.881"	ET 1.874
U 0.625	EL 0.625	EP 0.665	t1 0.472	t2 0.590
C 15.583	FC 9.449	Flange FC-149	AJ 5.874	AK 4.500
BD 6.450	BF UNC 3/8"x16-2B	BB 0.157	AH 2.562	