



Dealers Industrial Equipment

No.:

Date: 12-SEP-2016

Customer :

TECHNICAL PROPOSAL

Three-phase induction motor - Squirrel cage rotor

Product line : W22 Super Premium

Catalog Number : 00336EG3E182T-W22

List Price : \$839

Notes:

Downloaded from <http://dealerselectric.com>

Generated for Model #00336EG3E182T-W22

Performed by:

Checked:



Dealers Industrial Equipment

No.:

Date: 12-SEP-2016

DATA SHEET

Three-phase induction motor - Squirrel cage rotor

Customer :
Product line : W22 Super Premium

Frame : 182/4T
Output : 3 HP
Frequency : 60 Hz
Poles : 2
Full load speed : 3520 rpm
Slip : 2.22 %
Voltage : 208-230/460 V
Rated current : 8.12-7.34/3.67 A
Locked rotor current : 62.4/31.2 A
Locked rotor current (I_L/I_N) : 8.5
No-load current : 3.20/1.60 A
Full load torque : 4.42 lb.ft
Locked rotor torque : 240 %
Breakdown torque : 360 %
Design : A
Insulation class : F
Temperature rise : 80 K
Locked rotor time : 50 s (hot)
Service factor : 1.25
Duty cycle : S1
Ambient temperature : -20°C - +40°C
Altitude : 1000 m
Degree of Protection : IP55
Approximate weight : 88 lb
Moment of inertia : 0.19198 sq.ft.lb
Noise level : 69 dB(A)

	D.E.	N.D.E.
Bearings	6207 ZZ	6206 ZZ
Regreasing interval	---	---
Grease amount	---	---

Load	Power factor	Efficiency (%)
100%	0.85	88.5
75%	0.81	86.5
50%	0.70	84.0

Notes:

Downloaded from <http://dealersselectric.com>
Generated for Model #00336EG3E182T-W22

Performed by

Checked



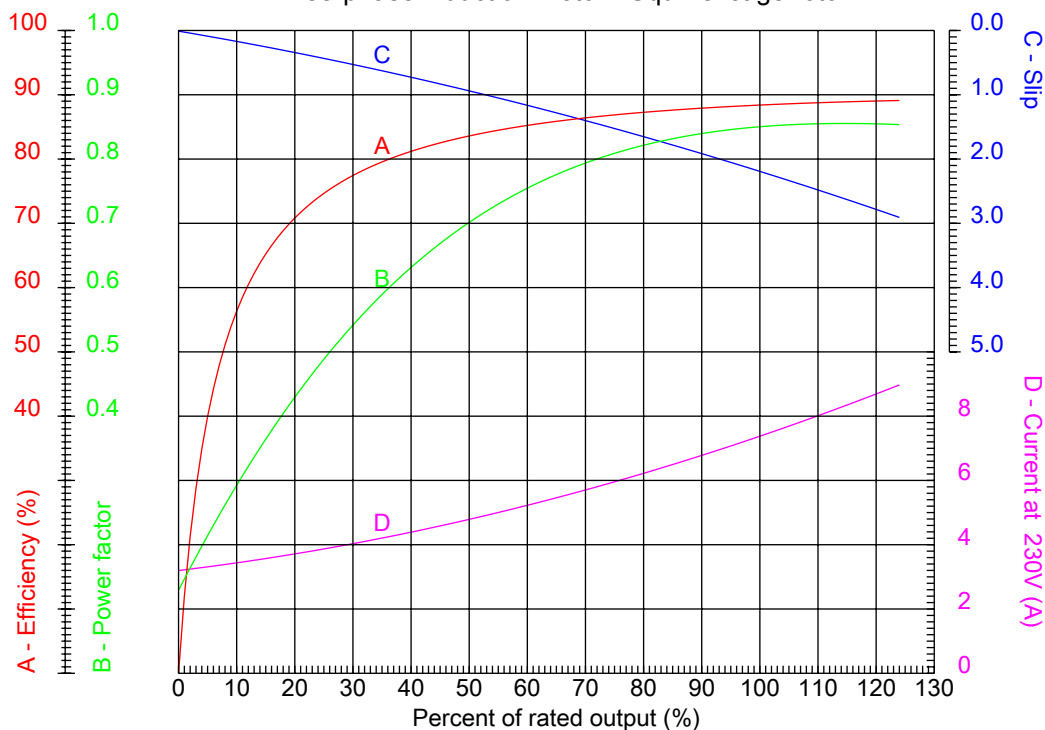
Dealers Industrial Equipment

No.:

Date: 12-SEP-2016

PERFORMANCE CURVES RELATED TO RATED OUTPUT

Three-phase induction motor - Squirrel cage rotor



Customer :
Product line : W22 Super Premium

Frame	: 182/4T	Locked rotor current (I _L /I _n)	: 8.5
Output	: 3 HP	Duty cycle	: S1
Frequency	: 60 Hz	Service factor	: 1.25
Full load speed	: 3520 rpm	Design	: A
Voltage	: 208-230/460 V	Locked rotor torque	: 240 %
Rated current	: 8.12-7.34/3.67 A	Breakdown torque	: 360 %
Insulation class	: F		

Notes:
Downloaded from <http://dealerselectric.com>
Generated for Model #00336EG3E182T-W22

Performed by

Checked



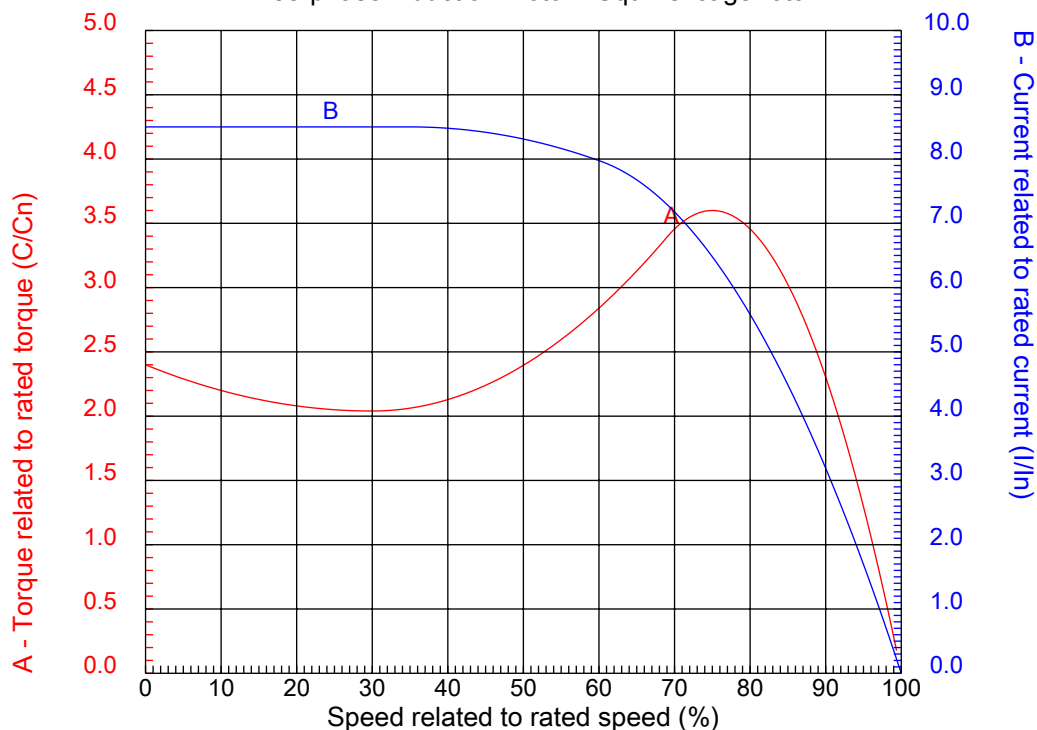
Dealers Industrial Equipment

No.:

Date: 12-SEP-2016

CHARACTERISTIC CURVES RELATED TO SPEED

Three-phase induction motor - Squirrel cage rotor



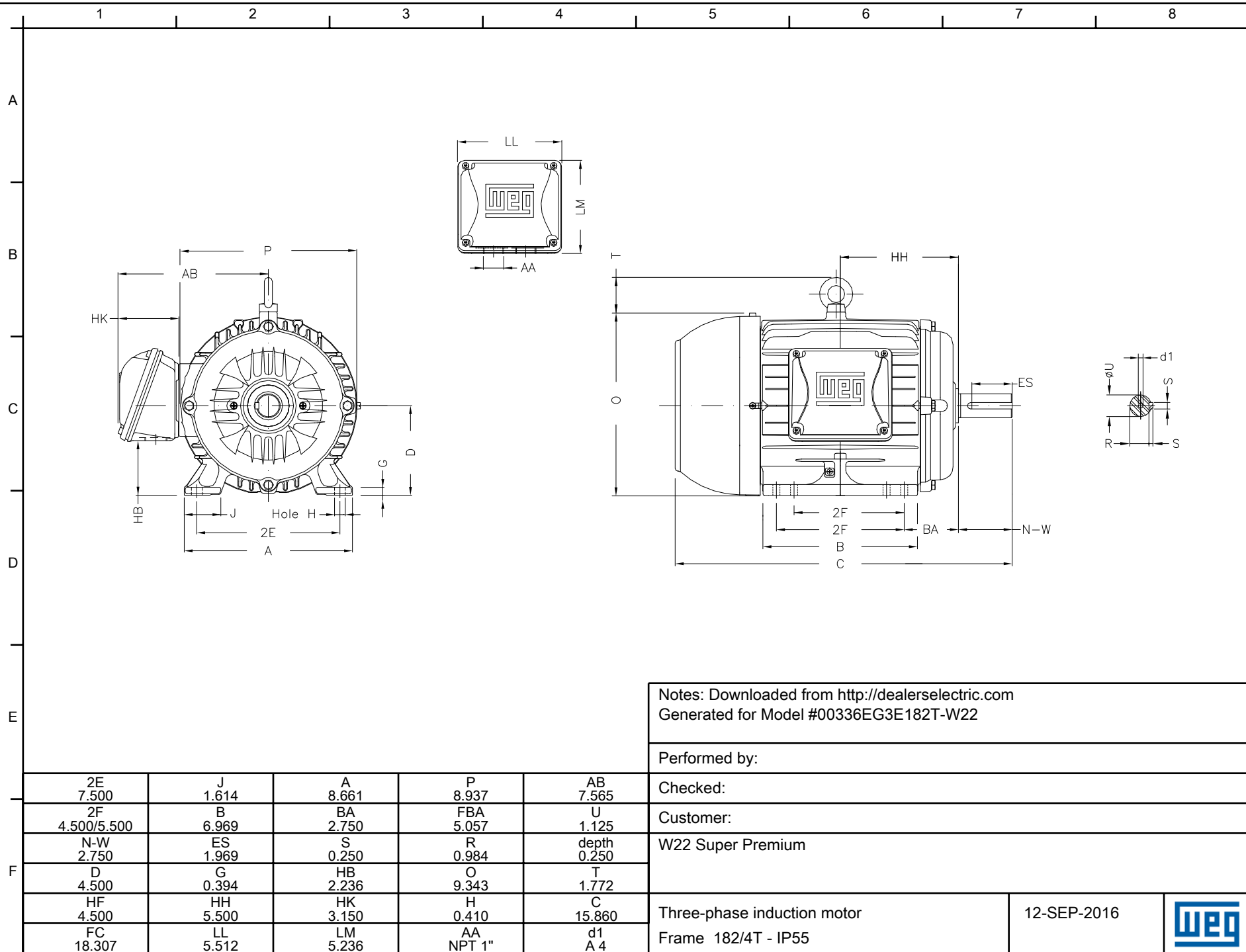
Customer :
Product line : W22 Super Premium

Frame	: 182/4T	Locked rotor current (I _L /I _n)	: 8.5
Output	: 3 HP	Duty cycle	: S1
Frequency	: 60 Hz	Service factor	: 1.25
Full load speed	: 3520 rpm	Design	: A
Voltage	: 208-230/460 V	Locked rotor torque	: 240 %
Rated current	: 8.12-7.34/3.67 A	Breakdown torque	: 360 %
Insulation class	: F		

Notes:
Downloaded from <http://dealerselectric.com>
Generated for Model #00336EG3E182T-W22

Performed by

Checked



1 2 3 4 5 6 7 8

LOW VOLTAGE

HIGH VOLTAGE

A

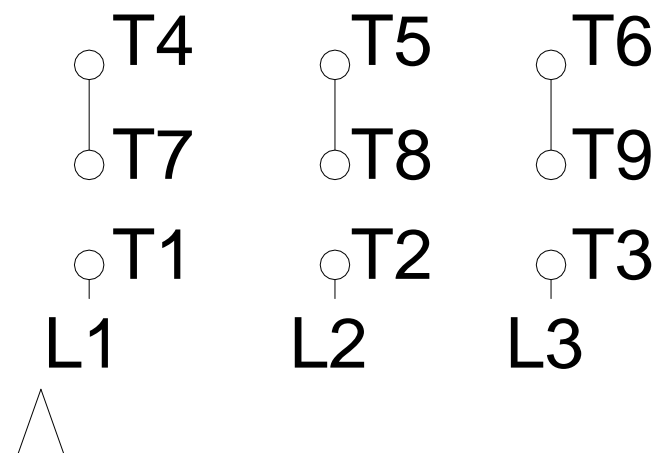
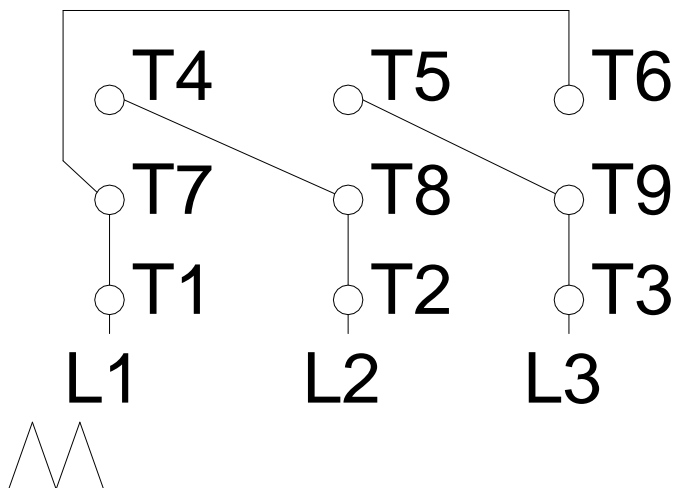
B

C

D

E

F



Notes: Downloaded from <http://dealerselectric.com>
Generated for Model #00336EG3E182T-W22

Performed by:

Checked:

Customer:

W22 Super Premium

Three-phase induction motor
Frame 182/4T - IP55

12-SEP-2016

