



Dealers Industrial Equipment

No.:

Date: 12-SEP-2016

Customer :

TECHNICAL PROPOSAL

Single-phase induction motor - Squirrel cage rotor

Product line : Single Phase: W01 (Rolled Steel) - ODP - Premium Efficiency (DOE)

Catalog Number : 00236OT1B56-S

List Price : \$485

Notes:

Downloaded from <http://dealerselectric.com>

Generated for Model #00236OT1B56-S

Performed by:

Checked:



Dealers Industrial Equipment

No.:

Date: 12-SEP-2016

DATA SHEET

Single-phase induction motor - Squirrel cage rotor

Customer :
Product line : Single Phase: W01 (Rolled Steel) - ODP - Premium Efficiency (DOE)

Frame : 56
Output : 2 HP
Frequency : 60 Hz
Poles : 2
Full load speed : 3500 rpm
Slip : 2.78 %
Voltage : 115/208-230 V
Rated current : 16.8/9.29-8.40 A
Locked rotor current : 144/72.2 A
Locked rotor current (I_L/I_n) : 8.6
No-load current : 4.40/2.20 A
Full load torque : 2.96 lb.ft
Locked rotor torque : 250 %
Breakdown torque : 280 %
Design : ---
Insulation class : F
Temperature rise : 80 K
Locked rotor time : 8 s (hot)
Service factor : 1.15
Duty cycle : S1
Ambient temperature : -20°C - +40°C
Altitude : 1000 m
Degree of Protection : ODP
Approximate weight : 36 lb
Moment of inertia : 0.07475 sq.ft.lb
Noise level : 58 dB(A)

	D.E.	N.D.E.	Load	Power factor	Efficiency (%)
Bearings	6204 ZZ	6202 ZZ	100%	0.94	82.9
Regreasing interval	---	---	75%	0.94	81.0
Grease amount	---	---	50%	0.90	76.0

Notes:

Downloaded from <http://dealerselectric.com>
Generated for Model #00236OT1B56-S

Performed by

Checked



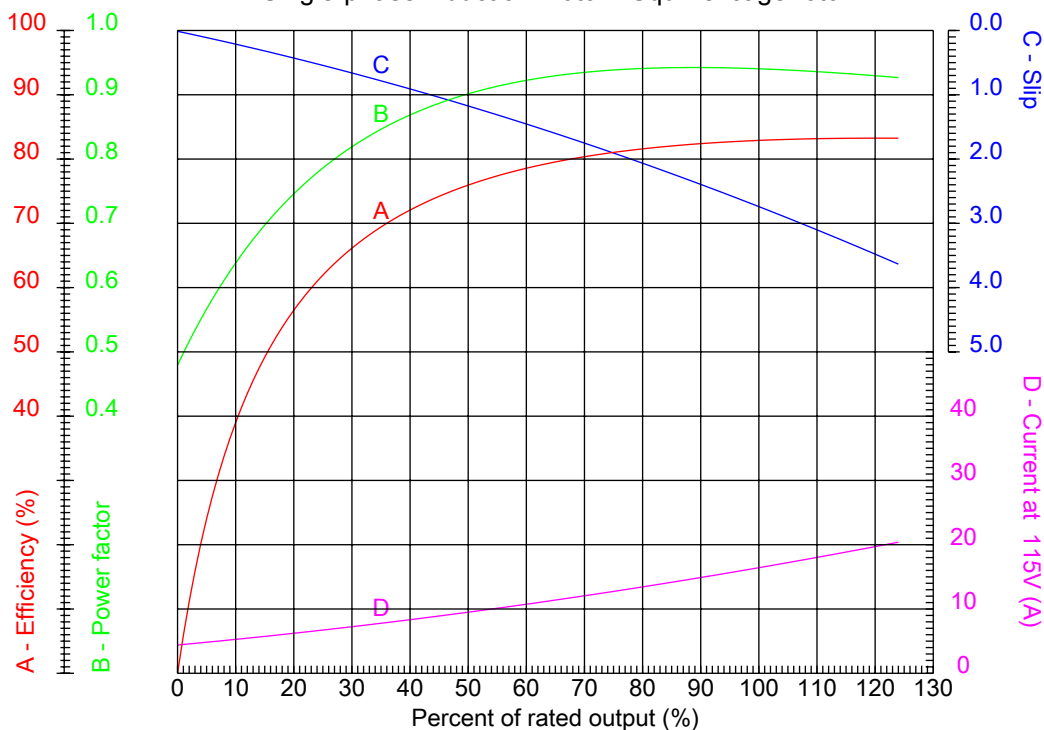
Dealers Industrial Equipment

No.:

Date: 12-SEP-2016

PERFORMANCE CURVES RELATED TO RATED OUTPUT

Single-phase induction motor - Squirrel cage rotor



Customer :
 Product line : Single Phase: W01 (Rolled Steel) - ODP - Premium Efficiency (DOE)

Frame	: 56	Locked rotor current (I _l /I _n)	: 8.6
Output	: 2 HP	Duty cycle	: S1
Frequency	: 60 Hz	Service factor	: 1.15
Full load speed	: 3500 rpm	Design	: ---
Voltage	: 115/208-230 V	Locked rotor torque	: 250 %
Rated current	: 16.8/9.29-8.40 A	Breakdown torque	: 280 %
Insulation class	: F		

Notes:
 Downloaded from <http://dealerselectric.com>
 Generated for Model #00236OT1B56-S

Performed by

Checked

1 2 3 4 5 6 7 8

A

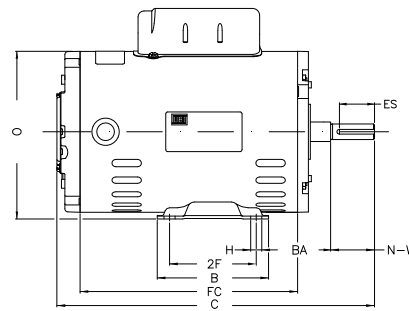
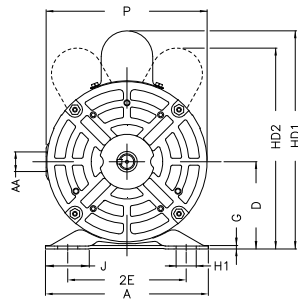
B

C

D

E

F



Notes: Downloaded from <http://dealerselectric.com>
Generated for Model #00236OT1B56-S

Performed by:

Checked:

Customer:

Single Phase: W01 (Rolled Steel) - ODP - Premium Efficiency (DOE)

Single-phase induction motor
Frame 56 - ODP

12-SEP-2016



P	J	2E	A	H
6.456	1.732	4.874	6.535	0.343
G	FC	2F	B	C
0.120	8.661	3.000	4.016	12.677
BA	N-W	ES	d1	S
2.750	1.874	1.417	A 3.15	0.187
U	AA	depth	R	BB
0.625	NPT 1/2"	0.187	0.517	0.004
D	XO	HD2	O	HC2
3.500	0.004	8.150	6.724	4.650