



Dealers Industrial Equipment

No.:

Date: 12-SEP-2016

Customer :

TECHNICAL PROPOSAL

Three-phase induction motor - Squirrel cage rotor

Product line : Close Coupled Pump : Three-Phase - "JM" Type - ODP - High Efficiency

Catalog Number : 00236OP3E145JM

List Price : \$498

Notes:

Downloaded from <http://dealerselectric.com>

Generated for Model #00236OP3E145JM

Performed by:

Checked:



Dealers Industrial Equipment

No.:

Date: 12-SEP-2016

DATA SHEET Three-phase induction motor - Squirrel cage rotor

Customer :
 Product line : Close Coupled Pump : Three-Phase - "JM" Type - ODP - High Efficiency

Frame : E143/5JM
 Output : 2 HP
 Frequency : 60 Hz
 Poles : 2
 Full load speed : 3430 rpm
 Slip : 4.72 %
 Voltage : 230/460 V
 Rated current : 5.00/2.50 A
 Locked rotor current : 45.0/22.5 A
 Locked rotor current (I_L/I_n) : 9.0
 No-load current : 2.00/1.00 A
 Full load torque : 3.02 lb.ft
 Locked rotor torque : 450 %
 Breakdown torque : 350 %
 Design : B
 Insulation class : F
 Temperature rise : 80 K
 Locked rotor time : 15 s (hot)
 Service factor : 1.15
 Duty cycle : S1
 Ambient temperature : -20°C - +40°C
 Altitude : 1000 m
 Degree of Protection : IP21
 Approximate weight : 40 lb
 Moment of inertia : 0.05956 sq.ft.lb
 Noise level : ---

| | D.E. | N.D.E. |
|---------------------|---------|---------|
| Bearings | 6206 ZZ | 6204 ZZ |
| Regreasing interval | --- | --- |
| Grease amount | --- | --- |

| Load | Power factor | Efficiency (%) |
|------|--------------|----------------|
| 100% | 0.88 | 85.5 |
| 75% | 0.83 | 85.5 |
| 50% | 0.73 | 84.0 |

Notes:
 Downloaded from <http://dealerselectric.com>
 Generated for Model #00236OP3E145JM

Performed by

Checked



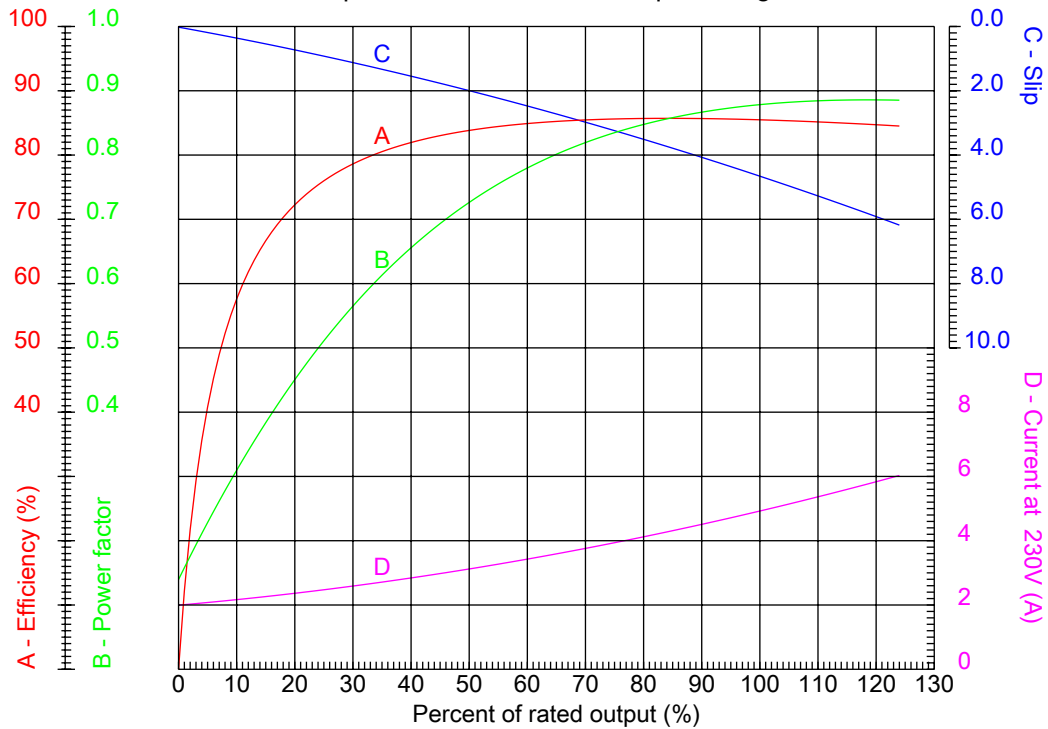
Dealers Industrial Equipment

No.:

Date: 12-SEP-2016

PERFORMANCE CURVES RELATED TO RATED OUTPUT

Three-phase induction motor - Squirrel cage rotor



Customer :
Product line : Close Coupled Pump : Three-Phase - "JM" Type - ODP - High Efficiency

| | | | |
|------------------|---------------|--------------------------------------------------------|---------|
| Frame | : E143/5JM | Locked rotor current (I _l /I _n) | : 9.0 |
| Output | : 2 HP | Duty cycle | : S1 |
| Frequency | : 60 Hz | Service factor | : 1.15 |
| Full load speed | : 3430 rpm | Design | : B |
| Voltage | : 230/460 V | Locked rotor torque | : 450 % |
| Rated current | : 5.00/2.50 A | Breakdown torque | : 350 % |
| Insulation class | : F | | |

Notes:
Downloaded from <http://dealerselectric.com>
Generated for Model #00236OP3E145JM

Performed by

Checked



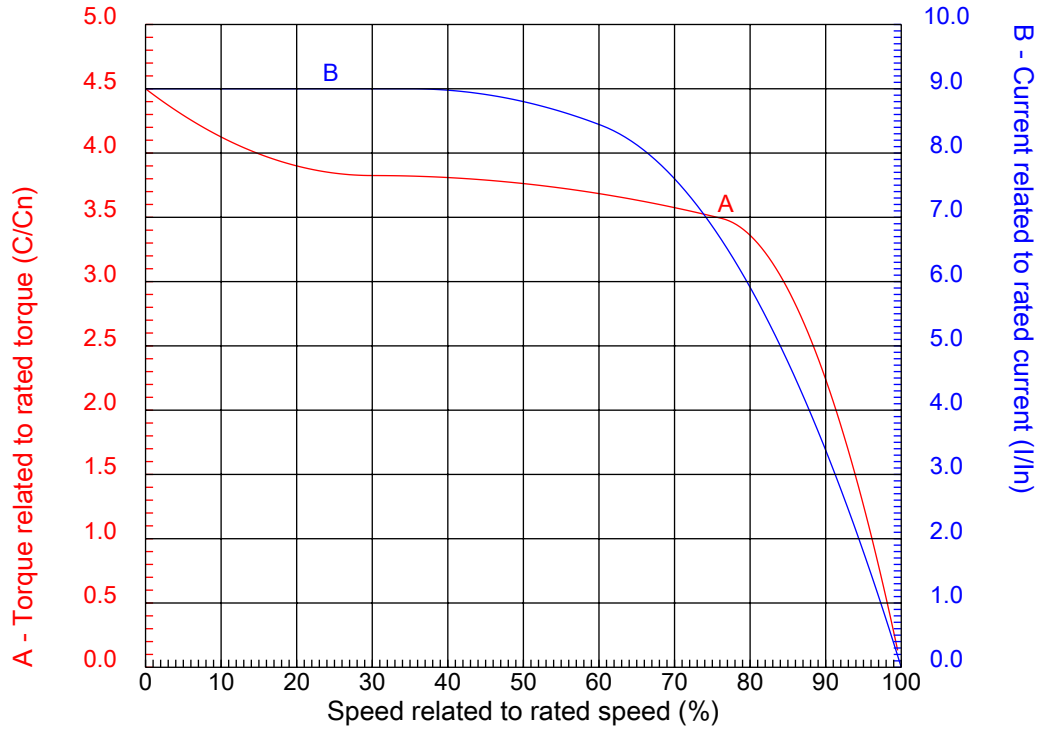
Dealers Industrial Equipment

No.:

Date: 12-SEP-2016

CHARACTERISTIC CURVES RELATED TO SPEED

Three-phase induction motor - Squirrel cage rotor



Customer :
 Product line : Close Coupled Pump : Three-Phase - "JM" Type - ODP - High Efficiency

| | | | |
|------------------|---------------|--------------------------------------------------------|---------|
| Frame | : E143/5JM | Locked rotor current (I _l /I _n) | : 9.0 |
| Output | : 2 HP | Duty cycle | : S1 |
| Frequency | : 60 Hz | Service factor | : 1.15 |
| Full load speed | : 3430 rpm | Design | : B |
| Voltage | : 230/460 V | Locked rotor torque | : 450 % |
| Rated current | : 5.00/2.50 A | Breakdown torque | : 350 % |
| Insulation class | : F | | |

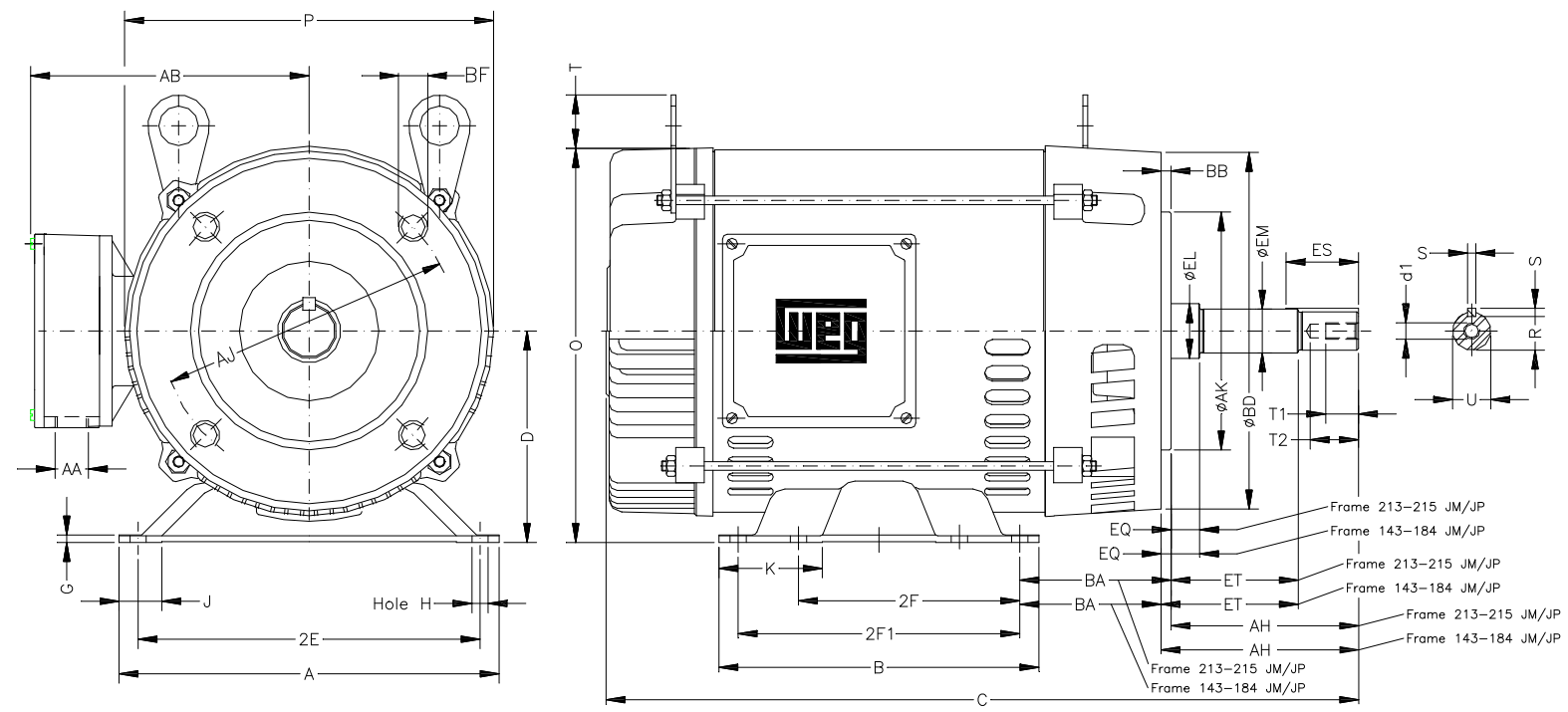
Notes:
 Downloaded from <http://dealerselectric.com>
 Generated for Model #00236OP3E145JM

Performed by

Checked

1 2 3 4 5 6 7 8

A
B
C
D
E
F



Notes: Downloaded from <http://dealerselectric.com>
Generated for Model #00236OP3E145JM

| | | | | |
|------------------|--------------------|------------------|-------------|-------------------|
| 2E 5.500 | A 6.535 | 2F 0.157 | B 0.256 | J 1.732 |
| BA 2.250 | D 3.500 | G 0.120 | O 6.772 | P 6.535 |
| AB 5.433 | H 0.342 | AA 2xNPT 1/2" | EQ 0.630 | ET 2.880 |
| U 0.8744 | EM 1.000 | EL 1.156 | S 0.187 | R 0.768 |
| ES 1.653 | d1 DUNC 3/8"-16 | t1 0.748 | t2 1.102 | C 14.055 |
| Flange FC-149 | AJ 5.874 | AK 4.500 | BD 6.535 | BF UNC 3/8"x16 |
| BB 0.157 | AH 4.258 | | | |

Performed by:
Checked:
Customer:
Close Coupled Pump : Three-Phase - "JM" Type - ODP - High Efficiency
Three-phase induction motor
Frame E143/5JM - IP21
12-SEP-2016



1 2 3 4 5 6 7 8

A

LOW VOLTAGE

HIGH VOLTAGE

B



C



D

E

F

Notes: Downloaded from <http://dealerselectric.com>
 Generated for Model #00236OP3E145JM

Performed by:

Checked:

Customer:

Close Coupled Pump : Three-Phase - "JM" Type - ODP - High Efficiency

Three-phase induction motor
 Frame E143/5JM - IP21

12-SEP-2016

