



Dealers Industrial Equipment

No.:

Date: 12-SEP-2016

Customer :

TECHNICAL PROPOSAL

Three-phase induction motor - Squirrel cage rotor

Product line : Jet Pump: Three-Phase - W01 (Rolled Steel) - Keyed - TEFC - Standard
Efficiency
Catalog Number : 00236ES3EJPR56C-S
List Price : \$401

Notes:

Downloaded from <http://dealerselectric.com>
Generated for Model #00236ES3EJPR56C-S

Performed by:

Checked:



Dealers Industrial Equipment

No.:

Date: 12-SEP-2016

DATA SHEET Three-phase induction motor - Squirrel cage rotor

Customer :
 Product line : Jet Pump: Three-Phase - W01 (Rolled Steel) - Keyed - TEFC - Standard Efficiency

Frame : 56HC
 Output : 2 HP
 Frequency : 60 Hz
 Poles : 2
 Full load speed : 3475 rpm
 Slip : 3.47 %
 Voltage : 208-230/460 V
 Rated current : 5.79-5.24/2.62 A
 Locked rotor current : 40.3/20.2 A
 Locked rotor current (I_L/I_n) : 7.7
 No-load current : 2.07/1.04 A
 Full load torque : 2.98 lb.ft
 Locked rotor torque : 230 %
 Breakdown torque : 290 %
 Design : A
 Insulation class : F
 Temperature rise : 80 K
 Locked rotor time : 11 s (hot)
 Service factor : 1.15
 Duty cycle : S1
 Ambient temperature : -20°C - +40°C
 Altitude : 1000 m
 Degree of Protection : IP55
 Approximate weight : 31 lb
 Moment of inertia : 0.09634 sq.ft.lb
 Noise level : 68 dB(A)

	D.E.	N.D.E.	Load	Power factor	Efficiency (%)
Bearings	6203 ZZ	6202 ZZ	100%	0.90	80.0
Regreasing interval	---	---	75%	0.86	78.5
Grease amount	---	---	50%	0.76	75.5

Notes:
 Downloaded from <http://dealerselectric.com>
 Generated for Model #00236ES3EJPR56C-S

Performed by

Checked



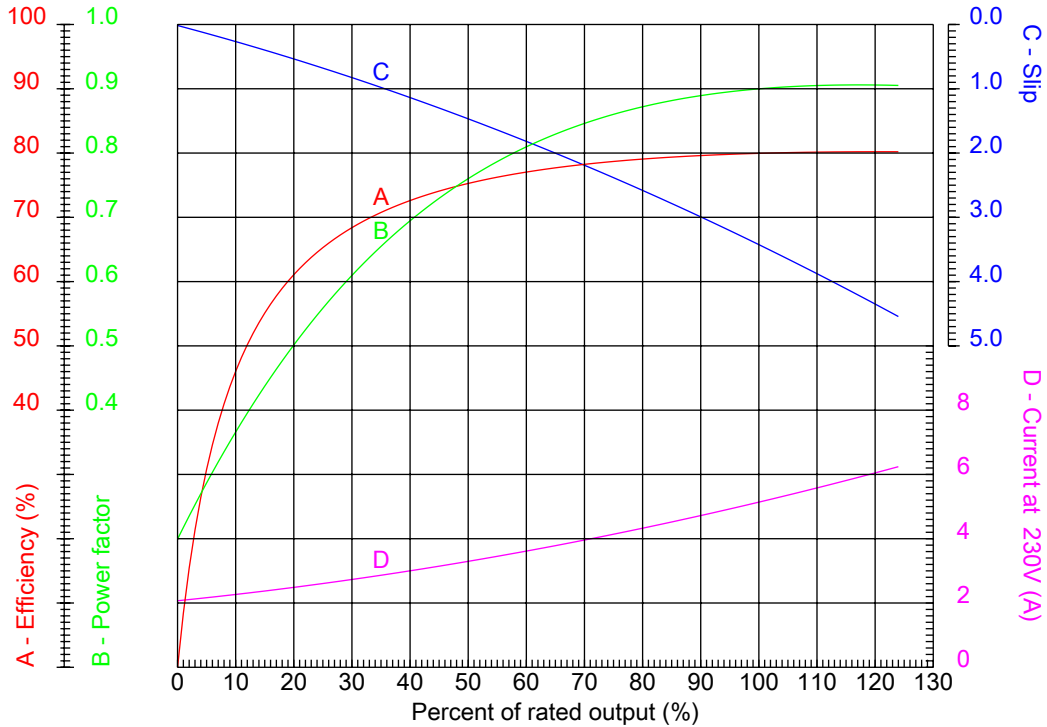
Dealers Industrial Equipment

No.:

Date: 12-SEP-2016

PERFORMANCE CURVES RELATED TO RATED OUTPUT

Three-phase induction motor - Squirrel cage rotor



Customer :
 Product line : Jet Pump: Three-Phase - W01 (Rolled Steel) - Keyed - TEFC - Standard Efficiency

Frame : 56HC	Locked rotor current (I _l /I _n) : 7.7
Output : 2 HP	Duty cycle : S1
Frequency : 60 Hz	Service factor : 1.15
Full load speed : 3475 rpm	Design : A
Voltage : 208-230/460 V	Locked rotor torque : 230 %
Rated current : 5.79-5.24/2.62 A	Breakdown torque : 290 %
Insulation class : F	

Notes:
 Downloaded from <http://dealerselectric.com>
 Generated for Model #00236ES3EJPR56C-S

Performed by

Checked



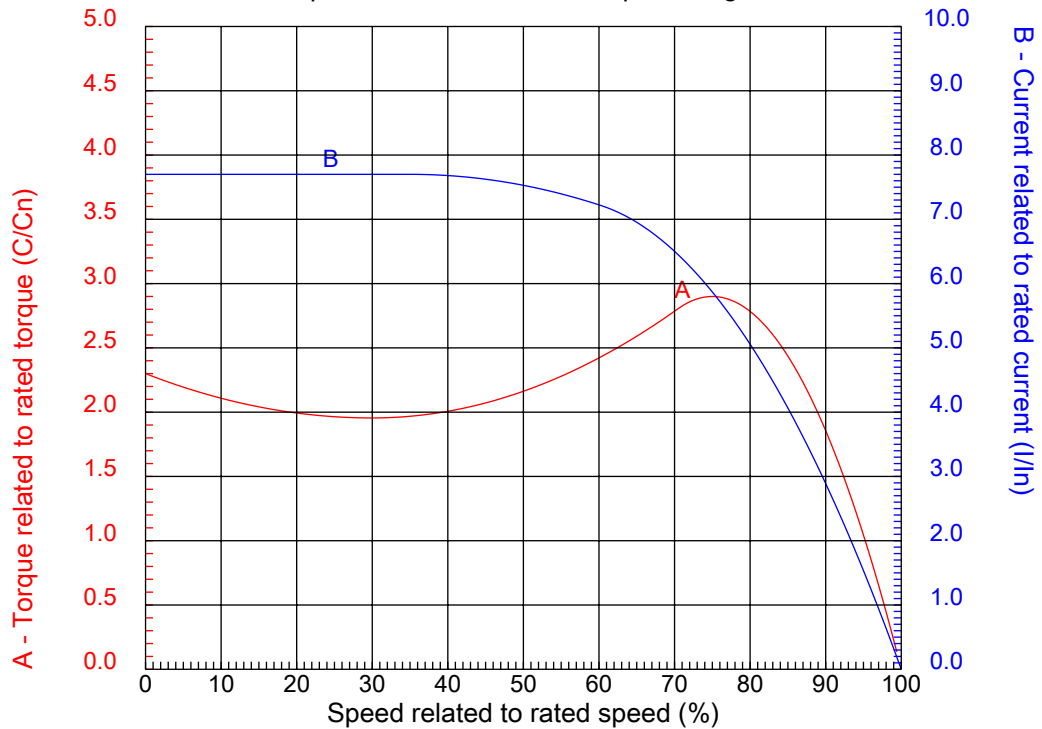
Dealers Industrial Equipment

No.:

Date: 12-SEP-2016

CHARACTERISTIC CURVES RELATED TO SPEED

Three-phase induction motor - Squirrel cage rotor



Customer :
Product line : Jet Pump: Three-Phase - W01 (Rolled Steel) - Keyed - TEFC - Standard Efficiency

Frame	: 56HC	Locked rotor current (I _l /I _n)	: 7.7
Output	: 2 HP	Duty cycle	: S1
Frequency	: 60 Hz	Service factor	: 1.15
Full load speed	: 3475 rpm	Design	: A
Voltage	: 208-230/460 V	Locked rotor torque	: 230 %
Rated current	: 5.79-5.24/2.62 A	Breakdown torque	: 290 %
Insulation class	: F		

Notes:
Downloaded from <http://dealerselectric.com>
Generated for Model #00236ES3EJPR56C-S

Performed by

Checked

1 2 3 4 5 6 7 8

A

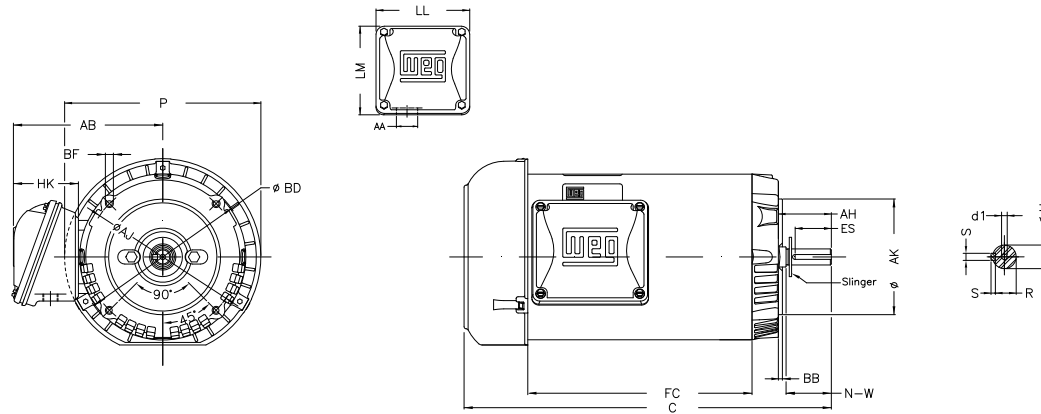
B

C

D

E

F



Notes: Downloaded from <http://dealerselectric.com>
Generated for Model #00236ES3EJPR56C-S

Performed by:

Checked:

Customer:

Jet Pump: Three-Phase - W01 (Rolled Steel) - Keyed - TEFC - Standard

P	AB	AA	U	ES
7.638	5.882	0.881"	0.625	1.417
C	FC	Flange	AJ	AK
13.110	7.480	FC-149	5.874	4.500
BD	BF	BB	AH	
6.450	UNC 3/8"x16-2B	0.157	2.062	

Three-phase induction motor
Frame 56HC - IP55

12-SEP-2016

