



Dealers Industrial Equipment

No.:

Date: 12-SEP-2016

Customer :

TECHNICAL PROPOSAL

Three-phase induction motor - Squirrel cage rotor

Product line : Close Coupled Pump : Three-Phase - "JM" Type - ODP - High Efficiency - Vertical Motors
Catalog Number : 00218OP3E145JMV
List Price : \$603

Notes:

Downloaded from <http://dealerselectric.com>
Generated for Model #00218OP3E145JMV

Performed by:

Checked:



Dealers Industrial Equipment

No.:

Date: 12-SEP-2016

DATA SHEET Three-phase induction motor - Squirrel cage rotor

Customer :
 Product line : Close Coupled Pump : Three-Phase - "JM" Type - ODP - High Efficiency - Vertical Motors

Frame : E143/5JM
 Output : 2 HP
 Frequency : 60 Hz
 Poles : 4
 Full load speed : 1730 rpm
 Slip : 3.89 %
 Voltage : 230/460 V
 Rated current : 5.80/2.90 A
 Locked rotor current : 45.2/22.6 A
 Locked rotor current (I_L/I_n) : 7.8
 No-load current : 3.60/1.80 A
 Full load torque : 5.99 lb.ft
 Locked rotor torque : 340 %
 Breakdown torque : 320 %
 Design : B
 Insulation class : F
 Temperature rise : 80 K
 Locked rotor time : 15 s (hot)
 Service factor : 1.15
 Duty cycle : S1
 Ambient temperature : -20°C - +40°C
 Altitude : 1000 m
 Degree of Protection : IP21
 Approximate weight : 44 lb
 Moment of inertia : 0.16018 sq.ft.lb
 Noise level : ---

	D.E.	N.D.E.	Load	Power factor	Efficiency (%)
Bearings	6206 ZZ	6204 ZZ	100%	0.78	84.0
Regreasing interval	---	---	75%	0.70	84.0
Grease amount	---	---	50%	0.58	82.5

Notes:
 Downloaded from <http://dealerselectric.com>
 Generated for Model #00218OP3E145JMV

Performed by

Checked



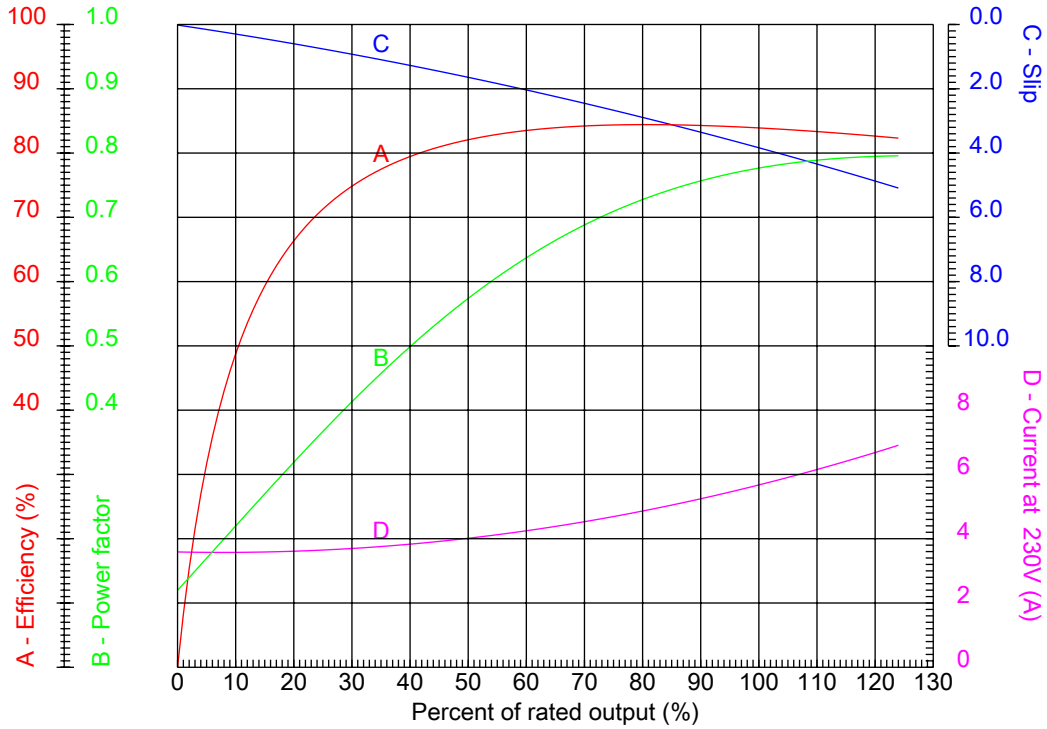
Dealers Industrial Equipment

No.:

Date: 12-SEP-2016

PERFORMANCE CURVES RELATED TO RATED OUTPUT

Three-phase induction motor - Squirrel cage rotor



Customer :
 Product line : Close Coupled Pump : Three-Phase - "JM" Type - ODP - High Efficiency - Vertical Motors

Frame	: E143/5JM	Locked rotor current (I _l /I _n)	: 7.8
Output	: 2 HP	Duty cycle	: S1
Frequency	: 60 Hz	Service factor	: 1.15
Full load speed	: 1730 rpm	Design	: B
Voltage	: 230/460 V	Locked rotor torque	: 340 %
Rated current	: 5.80/2.90 A	Breakdown torque	: 320 %
Insulation class	: F		

Notes:
 Downloaded from <http://dealerselectric.com>
 Generated for Model #00218OP3E145JMV

Performed by

Checked



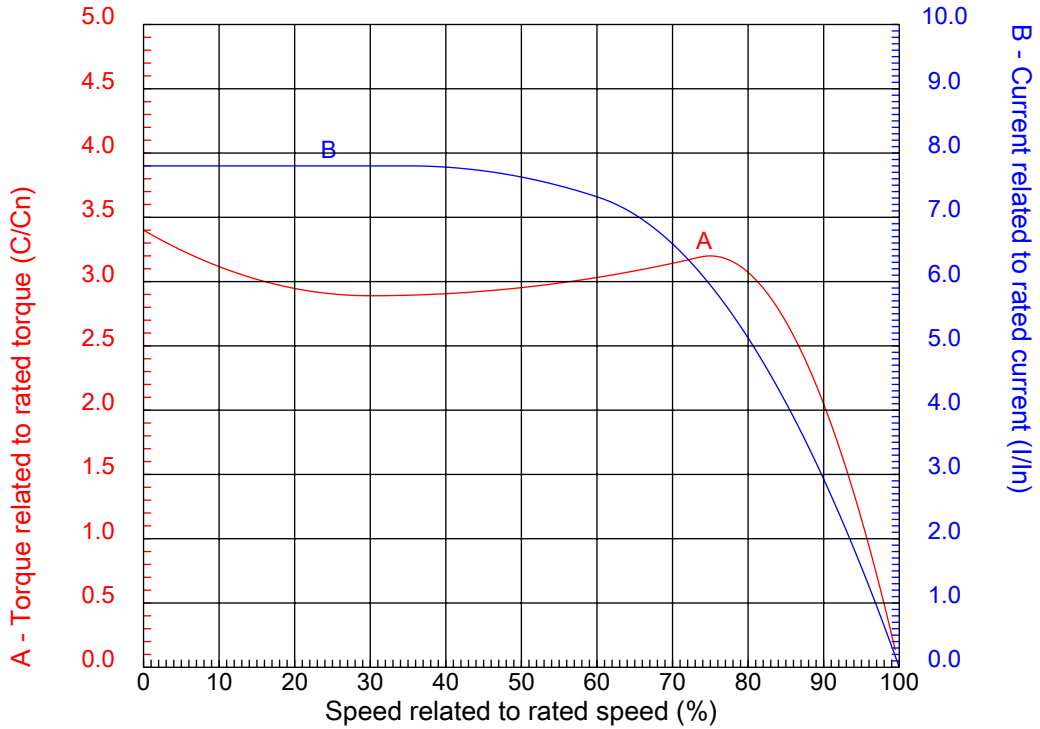
Dealers Industrial Equipment

No.:

Date: 12-SEP-2016

CHARACTERISTIC CURVES RELATED TO SPEED

Three-phase induction motor - Squirrel cage rotor



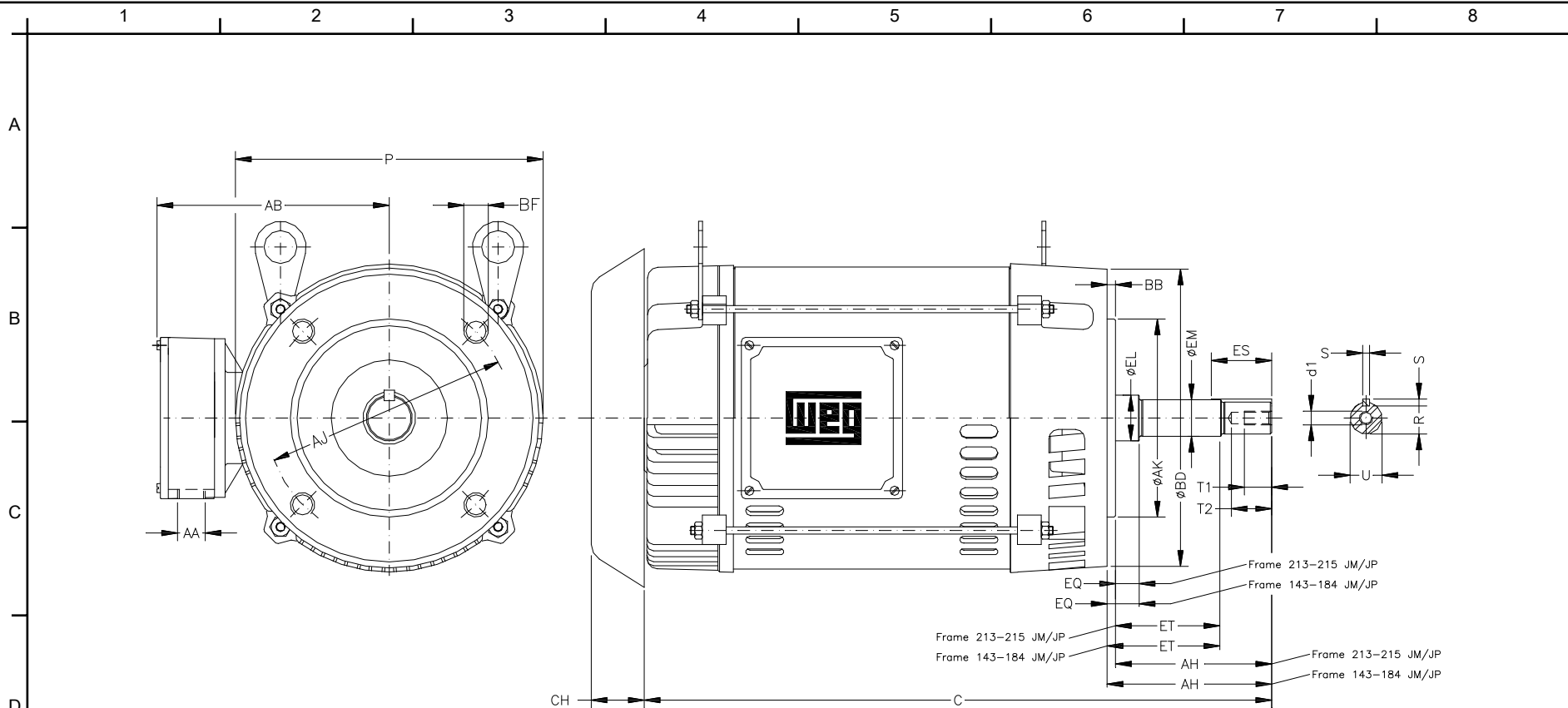
Customer	:	
Product line	:	Close Coupled Pump : Three-Phase - "JM" Type - ODP - High Efficiency - Vertical Motors

Frame	:	E143/5JM	Locked rotor current (I _l /I _n)	:	7.8
Output	:	2 HP	Duty cycle	:	S1
Frequency	:	60 Hz	Service factor	:	1.15
Full load speed	:	1730 rpm	Design	:	B
Voltage	:	230/460 V	Locked rotor torque	:	340 %
Rated current	:	5.80/2.90 A	Breakdown torque	:	320 %
Insulation class	:	F			

Notes:
 Downloaded from <http://dealerselectric.com>
 Generated for Model #00218OP3E145JMV

Performed by

Checked



Notes: Downloaded from <http://dealerselectric.com>
 Generated for Model #002180P3E145JMV

Performed by:

Checked:

Customer:

Close Coupled Pump : Three-Phase - "JM" Type - ODP - High Efficiency -

P	AB	AA	EQ	ET
6.535	5.433	2xNPT 1/2"	0.630	2.880
U	EM	EL	S	R
0.8744	1.000	1.156	0.187	0.768
ES	d1	t1	t2	C
1.653	DUNC 3/8"-16	0.748	1.102	14.055
Flange FC-149	AJ	AK	BD	BF
	5.874	4.500	6.535	UNC 3/8"x16
BB	AH			
0.157	4.258			

Three-phase induction motor
 Frame E143/5JM - IP21

12-SEP-2016



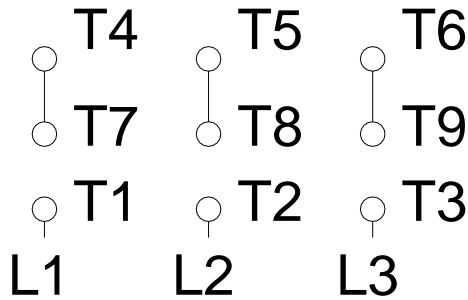
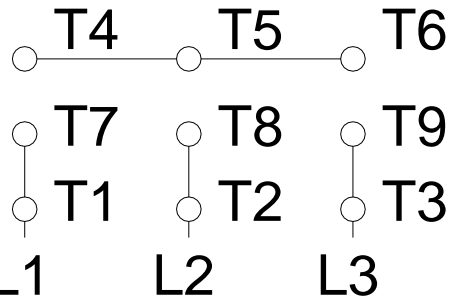
1 2 3 4 5 6 7 8

A

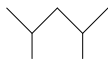
LOW VOLTAGE

HIGH VOLTAGE

B



C



D

E

F

Notes: Downloaded from <http://dealerselectric.com>
 Generated for Model #00218OP3E145JMV

Performed by:

Checked:

Customer:

Close Coupled Pump : Three-Phase - "JM" Type - ODP - High Efficiency -

Three-phase induction motor
 Frame E143/5JM - IP21

12-SEP-2016

