



Dealers Industrial Equipment

No.:

Date: 12-SEP-2016

Customer :

TECHNICAL PROPOSAL

Three-phase induction motor - Squirrel cage rotor

Product line : Three Phase: W01 (Rolled Steel) - TEFC - NEMA Premium Efficiency

Catalog Number : 00218ET3E145TF2-S

List Price : \$533

Notes:

Downloaded from <http://dealerselectric.com>

Generated for Model #00218ET3E145TF2-S

Performed by:

Checked:



Dealers Industrial Equipment

No.:

Date: 12-SEP-2016

### DATA SHEET Three-phase induction motor - Squirrel cage rotor

Customer :  
Product line : Three Phase: W01 (Rolled Steel) - TEFC - NEMA Premium Efficiency

Frame : 143/5T  
Output : 2 HP  
Frequency : 60 Hz  
Poles : 4  
Full load speed : 1745 rpm  
Slip : 3.06 %  
Voltage : 208-230/460 V  
Rated current : 6.02-5.44/2.72 A  
Locked rotor current : 44.6/22.3 A  
Locked rotor current (I<sub>L</sub>/I<sub>n</sub>) : 8.2  
No-load current : 2.80/1.40 A  
Full load torque : 5.94 lb.ft  
Locked rotor torque : 270 %  
Breakdown torque : 300 %  
Design : B  
Insulation class : F  
Temperature rise : 80 K  
Locked rotor time : 15 s (hot)  
Service factor : 1.15  
Duty cycle : S1  
Ambient temperature : -20°C - +40°C  
Altitude : 1000 m  
Degree of Protection : IP55  
Approximate weight : 42 lb  
Moment of inertia : 0.12957 sq.ft.lb  
Noise level : 52 dB(A)

|                     | D.E.    | N.D.E.  | Load | Power factor | Efficiency (%) |
|---------------------|---------|---------|------|--------------|----------------|
| Bearings            | 6205 ZZ | 6203 ZZ | 100% | 0.80         | 86.5           |
| Regreasing interval | ---     | ---     | 75%  | 0.73         | 87.5           |
| Grease amount       | ---     | ---     | 50%  | 0.60         | 85.5           |

Notes:  
Downloaded from <http://dealerselectric.com>  
Generated for Model #00218ET3E145TF2-S

Performed by

Checked



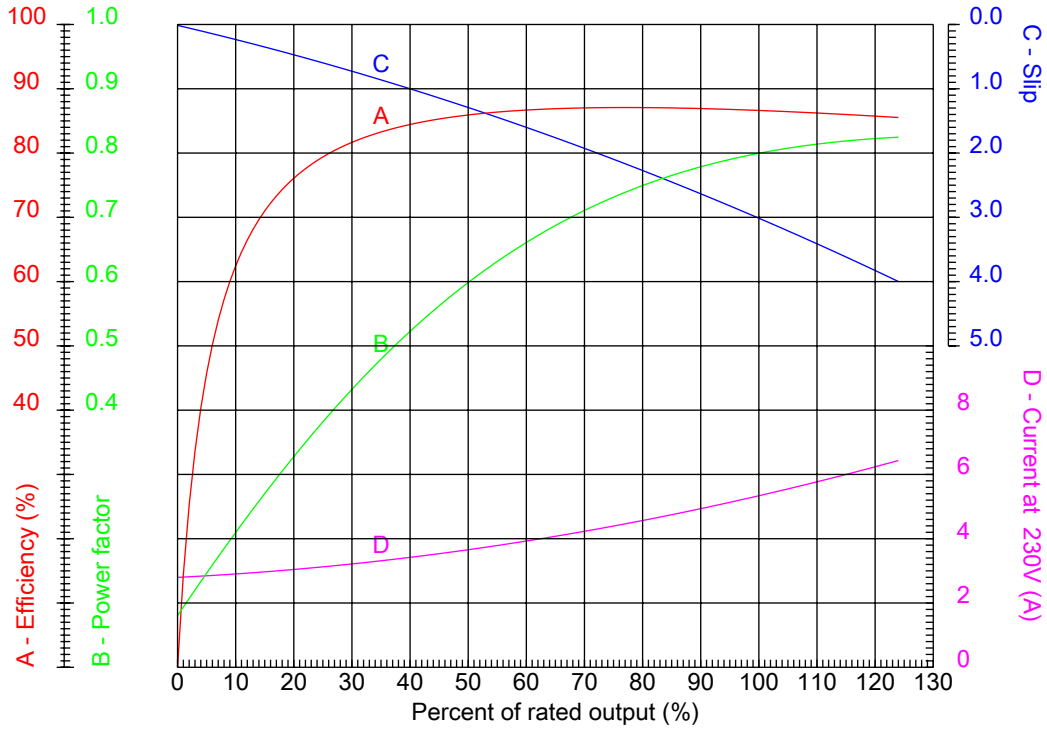
# Dealers Industrial Equipment

No.:

Date: 12-SEP-2016

## PERFORMANCE CURVES RELATED TO RATED OUTPUT

Three-phase induction motor - Squirrel cage rotor



Customer :  
 Product line : Three Phase: W01 (Rolled Steel) - TEFC - NEMA Premium Efficiency

|                  |                    |  |         |
|------------------|--------------------|--|---------|
| Frame            | : 143/5T           | Locked rotor current (I <sub>l</sub> /I <sub>n</sub> ) | : 8.2   |
| Output           | : 2 HP             | Duty cycle   | : S1    |
| Frequency        | : 60 Hz            | Service factor   | : 1.15  |
| Full load speed  | : 1745 rpm         | Design   | : B     |
| Voltage          | : 208-230/460 V    | Locked rotor torque                                    | : 270 % |
| Rated current    | : 6.02-5.44/2.72 A | Breakdown torque                                       | : 300 % |
| Insulation class | : F                |  |         |

Notes:  
 Downloaded from <http://dealerselectric.com>  
 Generated for Model #00218ET3E145TF2-S

Performed by

Checked



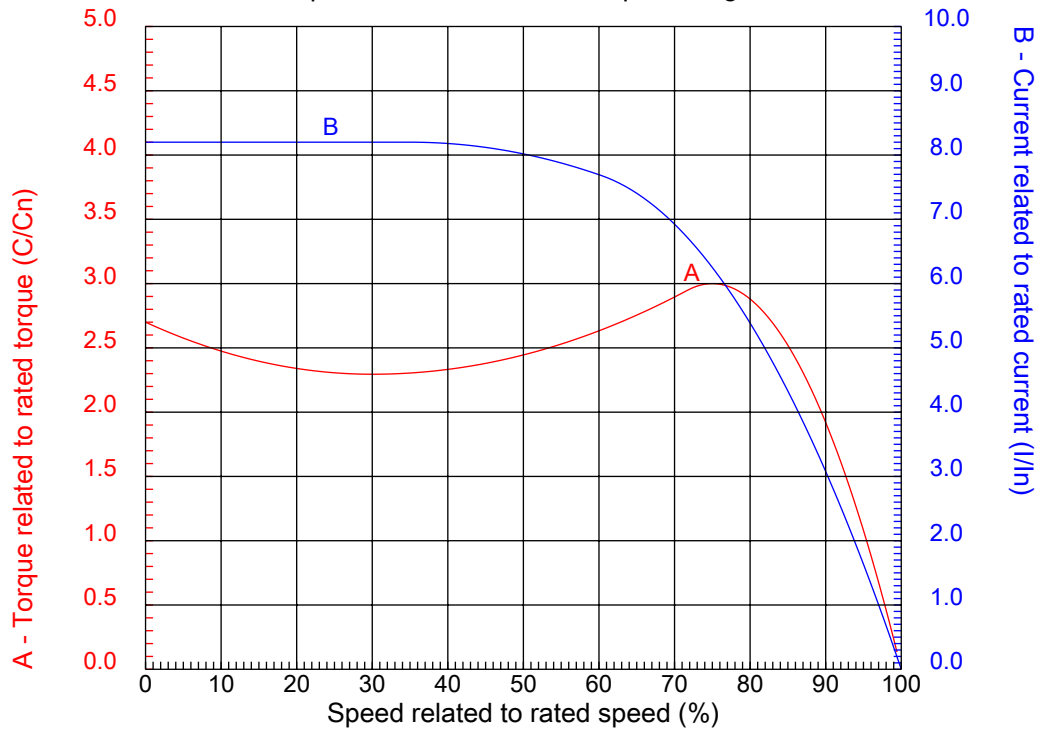
# Dealers Industrial Equipment

No.:

Date: 12-SEP-2016

## CHARACTERISTIC CURVES RELATED TO SPEED

Three-phase induction motor - Squirrel cage rotor



Customer :  
Product line : Three Phase: W01 (Rolled Steel) - TEFC - NEMA Premium Efficiency

|                  |                    |  |         |
|------------------|--------------------|--|---------|
| Frame            | : 143/5T           | Locked rotor current (I <sub>l</sub> /I <sub>n</sub> ) | : 8.2   |
| Output           | : 2 HP             | Duty cycle   | : S1    |
| Frequency        | : 60 Hz            | Service factor   | : 1.15  |
| Full load speed  | : 1745 rpm         | Design   | : B     |
| Voltage          | : 208-230/460 V    | Locked rotor torque                                    | : 270 % |
| Rated current    | : 6.02-5.44/2.72 A | Breakdown torque                                       | : 300 % |
| Insulation class | : F                |  |         |

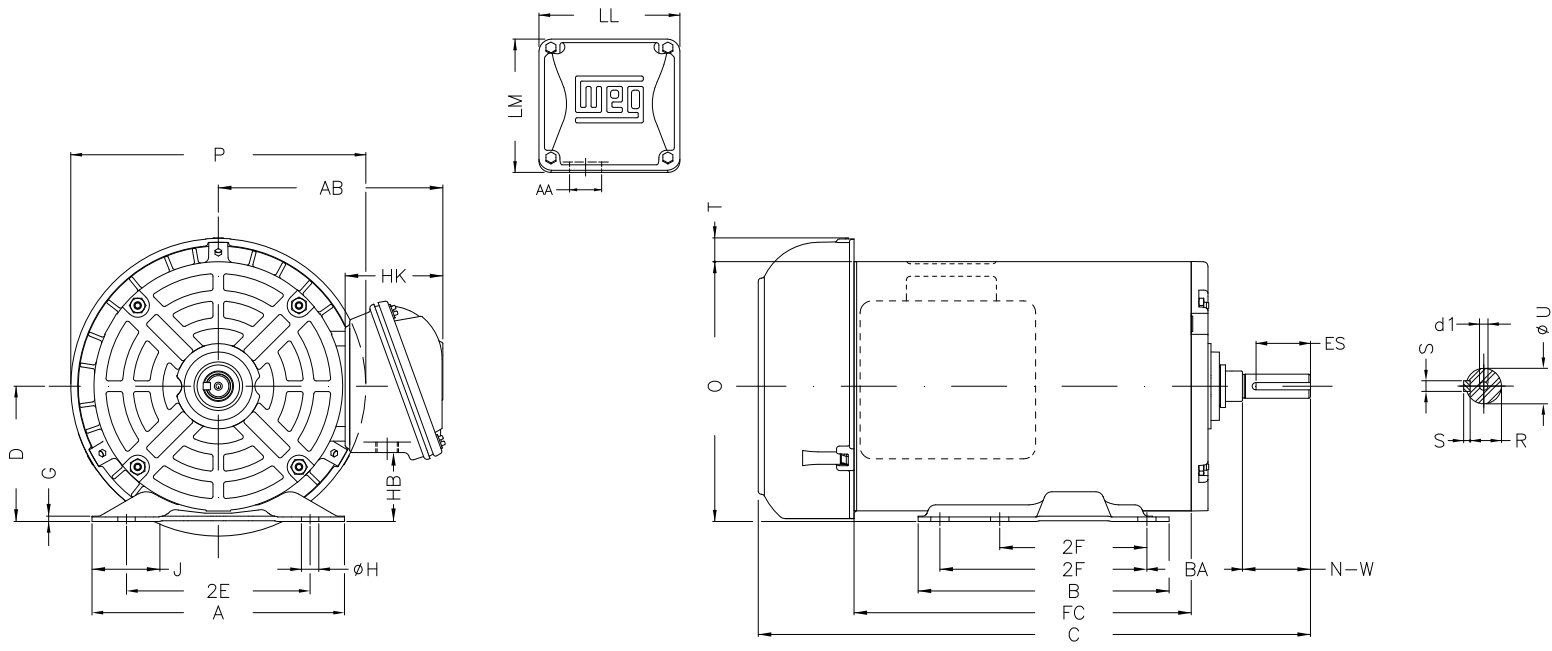
Notes:  
Downloaded from <http://dealerselectric.com>  
Generated for Model #00218ET3E145TF2-S

Performed by

Checked

1 2 3 4 5 6 7 8

A  
B  
C  
D  
E  
F



Notes: Downloaded from <http://dealerselectric.com>  
Generated for Model #00218ET3E145TF2-S

Performed by:

Checked:

Customer:

Three Phase: W01 (Rolled Steel) - TEFC - NEMA Premium Efficiency

Three-phase induction motor

Frame 143/5T - IP55

12-SEP-2016



|       |        |             |        |        |
|-------|--------|-------------|--------|--------|
| P     | AB     | J           | 2E     | A      |
| 7.638 | 5.882  | 1.732       | 5.500  | 6.535  |
| H     | G      | HB          | HK     | T      |
| 0.343 | 0.120  | 1.783       | 2.638  | 0.603  |
| O     | FC     | 2F          | B      | C      |
| 6.724 | 8.268  | 4.000/5.000 | 6.496  | 13.976 |
| BA    | N-W    | ES          | d1     | S      |
| 2.250 | 2.250  | 1.417       | A 3,15 | 0.187  |
| U     | AA     | depth       | R      | LL     |
| 0.875 | 1.118" | 0.187       | 0.771  | 4.543  |
| LM    | BB     | D           | CH     |        |
| 4.106 | 0.603  | 3.500       | 1.377  |        |

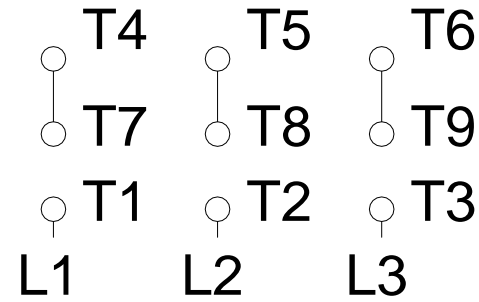
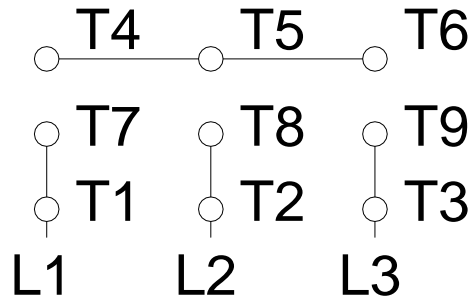
1 2 3 4 5 6 7 8

A

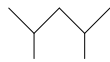
### LOW VOLTAGE

### HIGH VOLTAGE

B



C



D

E

F

Notes: Downloaded from <http://dealerselectric.com>  
 Generated for Model #00218ET3E145TF2-S

Performed by:

Checked:

Customer:

Three Phase: W01 (Rolled Steel) - TEFC - NEMA Premium Efficiency

Three-phase induction motor  
Frame 143/5T - IP55

12-SEP-2016

