



# Dealers Industrial Equipment

No.:

Date: 12-SEP-2016

Customer :

## TECHNICAL PROPOSAL

### Three-phase induction motor - Squirrel cage rotor

Product line : P-Base Motors : High Efficiency

Catalog Number : 00218EP3E145HP

List Price : \$583

#### Notes:

Downloaded from <http://dealerselectric.com>

Generated for Model #00218EP3E145HP

Performed by:

Checked:



# Dealers Industrial Equipment

No.:

Date: 12-SEP-2016

## DATA SHEET Three-phase induction motor - Squirrel cage rotor

Customer :  
 Product line : P-Base Motors : High Efficiency

Frame : 145HP  
 Output : 2 HP  
 Frequency : 60 Hz  
 Poles : 4  
 Full load speed : 1750 rpm  
 Slip : 2.78 %  
 Voltage : 230/460 V  
 Rated current : 5.54/2.77 A  
 Locked rotor current : 42.7/21.3 A  
 Locked rotor current (I<sub>L</sub>/I<sub>n</sub>) : 7.7  
 No-load current : 2.80/1.40 A  
 Full load torque : 5.92 lb.ft  
 Locked rotor torque : 240 %  
 Breakdown torque : 300 %  
 Design : B  
 Insulation class : F  
 Temperature rise : 80 K  
 Locked rotor time : 11 s (hot)  
 Service factor : 1.25  
 Duty cycle : S1  
 Ambient temperature : -20°C - +40°C  
 Altitude : 1000 m  
 Degree of Protection : IP55  
 Approximate weight : 56 lb  
 Moment of inertia : 0.13289 sq.ft.lb  
 Noise level : 51 dB(A)

|                     | D.E.    | N.D.E.  |
|---------------------|---------|---------|
| Bearings            | 6307 ZZ | 6204 ZZ |
| Regreasing interval | ---     | ---     |
| Grease amount       | ---     | ---     |

| Load | Power factor | Efficiency (%) |
|------|--------------|----------------|
| 100% | 0.81         | 84.0           |
| 75%  | 0.74         | 84.0           |
| 50%  | 0.62         | 81.5           |

Notes:  
 Downloaded from <http://dealerselectric.com>  
 Generated for Model #00218EP3E145HP

Performed by

Checked



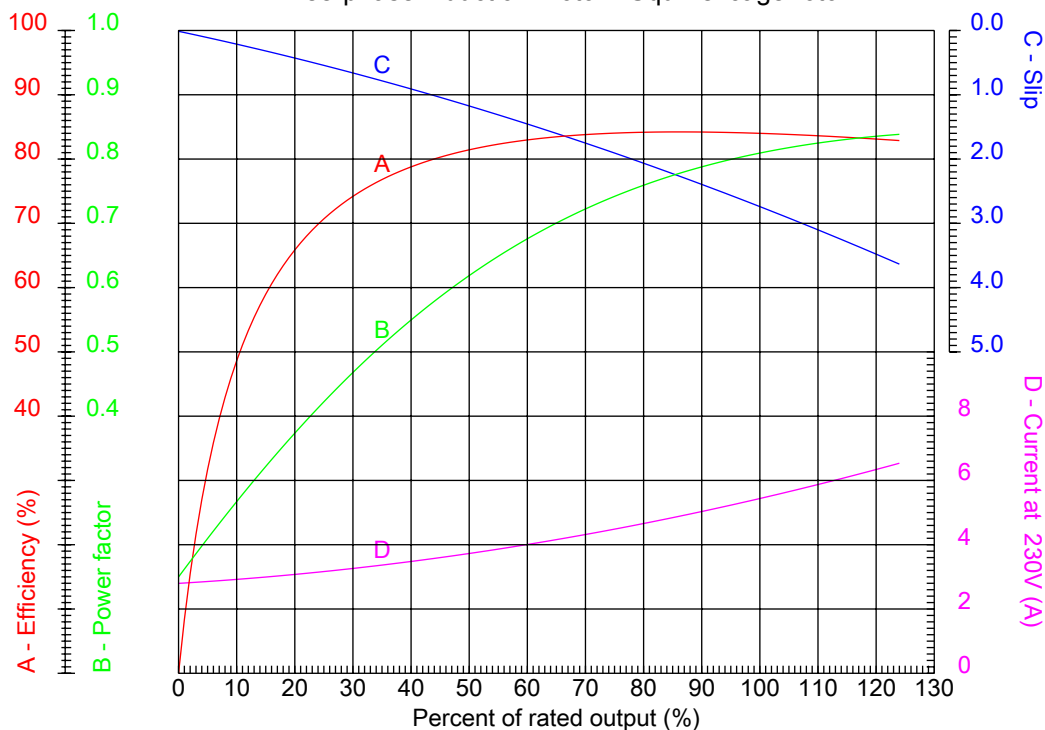
# Dealers Industrial Equipment

No.:

Date: 12-SEP-2016

## PERFORMANCE CURVES RELATED TO RATED OUTPUT

Three-phase induction motor - Squirrel cage rotor



Customer :  
 Product line : P-Base Motors : High Efficiency

|                             |  |
|-----------------------------|--|
| Frame : 145HP               | Locked rotor current (I <sub>l</sub> /I <sub>n</sub> ) : 7.7 |
| Output : 2 HP               | Duty cycle : S1  |
| Frequency : 60 Hz           | Service factor : 1.25  |
| Full load speed : 1750 rpm  | Design : B   |
| Voltage : 230/460 V         | Locked rotor torque : 240 %                                  |
| Rated current : 5.54/2.77 A | Breakdown torque : 300 %                                     |
| Insulation class : F        |  |

Notes:  
 Downloaded from <http://dealerselectric.com>  
 Generated for Model #00218EP3E145HP

Performed by

Checked



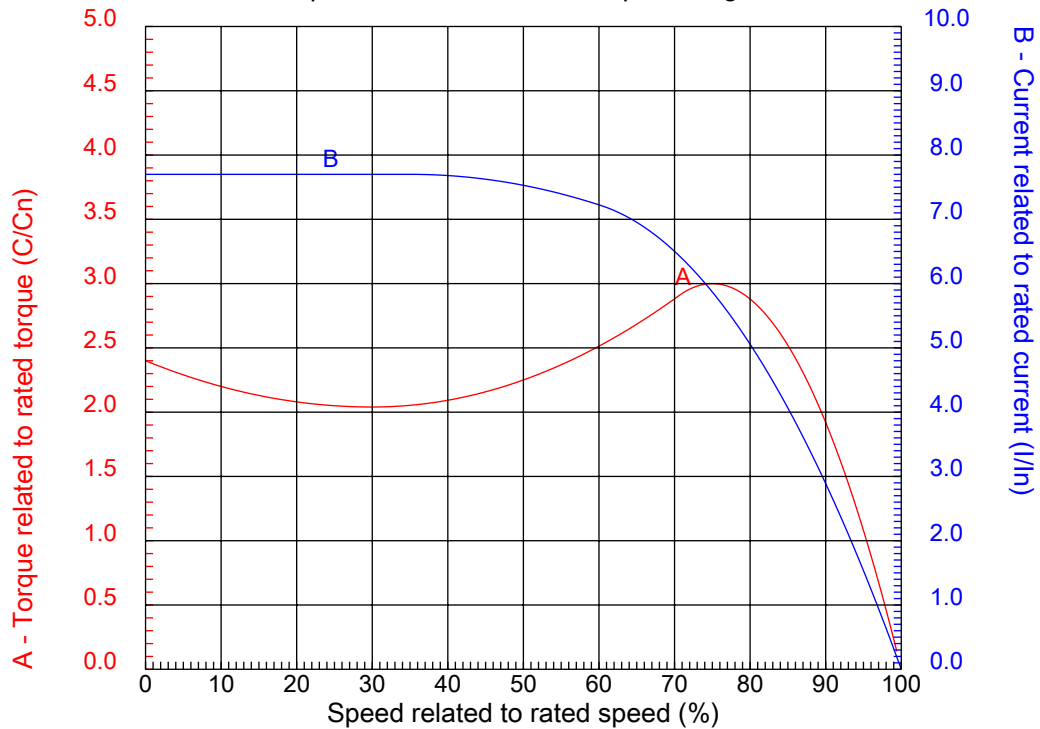
# Dealers Industrial Equipment

No.:

Date: 12-SEP-2016

## CHARACTERISTIC CURVES RELATED TO SPEED

Three-phase induction motor - Squirrel cage rotor



Customer :  
Product line : P-Base Motors : High Efficiency

|                  |               |  |         |
|------------------|---------------|--|---------|
| Frame            | : 145HP       | Locked rotor current (I <sub>l</sub> /I <sub>n</sub> ) | : 7.7   |
| Output           | : 2 HP        | Duty cycle   | : S1    |
| Frequency        | : 60 Hz       | Service factor   | : 1.25  |
| Full load speed  | : 1750 rpm    | Design   | : B     |
| Voltage          | : 230/460 V   | Locked rotor torque                                    | : 240 % |
| Rated current    | : 5.54/2.77 A | Breakdown torque                                       | : 300 % |
| Insulation class | : F           |  |         |

Notes:  
Downloaded from <http://dealerselectric.com>  
Generated for Model #00218EP3E145HP

Performed by

Checked

1 2 3 4 5 6 7 8

A

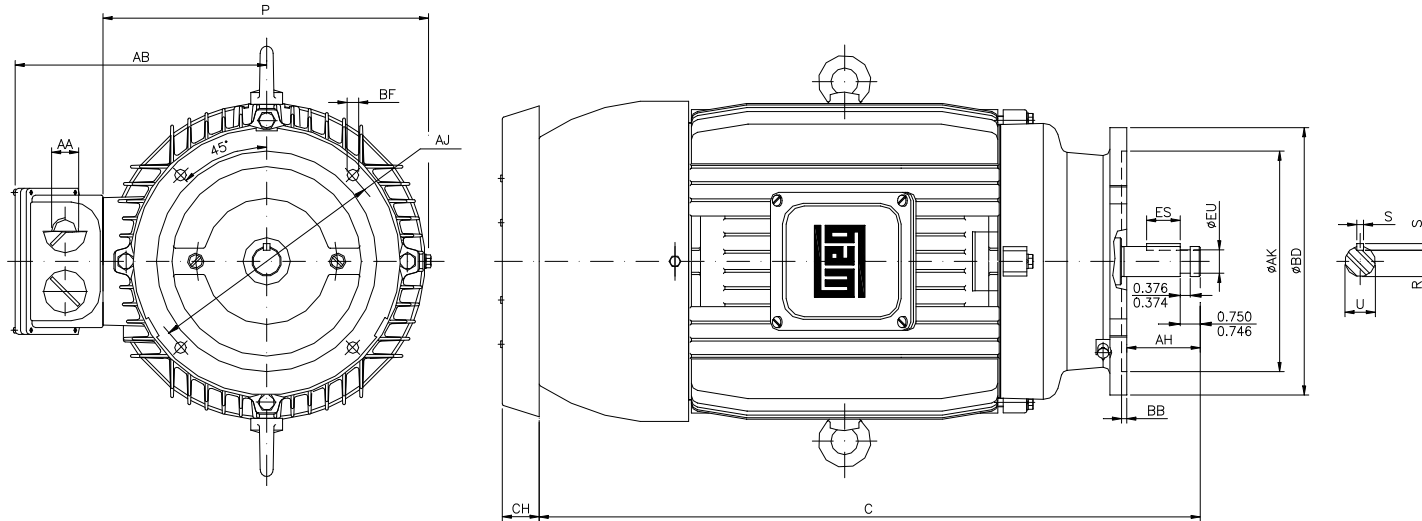
B

C

D

E

F



Notes: Downloaded from <http://dealerselectric.com>  
Generated for Model #00218EP3E145HP

Performed by:

Checked:

Customer:

P-Base Motors : High Efficiency

Three-phase induction motor  
Frame 145HP - IP55

12-SEP-2016



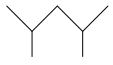
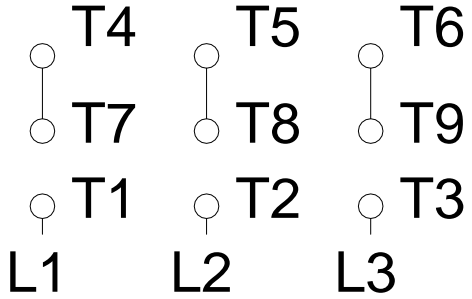
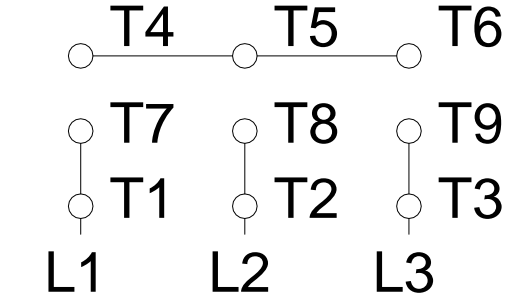
|                |                 |             |             |              |
|----------------|-----------------|-------------|-------------|--------------|
| ES<br>1.250    | S<br>0.187      | EU<br>0.687 | U<br>0.875  | R<br>0.771   |
| P<br>7.047     | AH<br>2.750     | AB<br>6.102 | C<br>14.397 | CH<br>0.708  |
| AA<br>NPT 3/4" | Flange<br>D-254 | AJ<br>9.125 | AK<br>8.250 | BD<br>10.000 |
| BF<br>0.433    | BB<br>0.196     |             |             |              |

1 2 3 4 5 6 7 8

A  
B  
C  
D  
E  
F

### LOW VOLTAGE

### HIGH VOLTAGE



|   |             |  |
|---|-------------|--|
| Notes: Downloaded from <a href="http://dealerselectric.com">http://dealerselectric.com</a><br>Generated for Model #00218EP3E145HP |             |  |
| Performed by:   |             |  |
| Checked:  |             |  |
| Customer:   |             |  |
| P-Base Motors : High Efficiency   |             |  |
| Three-phase induction motor<br>Frame 145HP - IP55   | 12-SEP-2016 |  |