



Dealers Industrial Equipment

No.:

Date: 12-SEP-2016

Customer :

TECHNICAL PROPOSAL

Three-phase induction motor - Squirrel cage rotor

Product line : Close Coupled Pump : Three-Phase - "JM" Type - ODP - NEMA Premium

Catalog Number : 00158OT3E145JM

List Price : \$553

Notes:

Downloaded from <http://dealerselectric.com>

Generated for Model #00158OT3E145JM

Performed by:

Checked:



# Dealers Industrial Equipment

No.:

Date: 12-SEP-2016

## DATA SHEET Three-phase induction motor - Squirrel cage rotor

Customer :  
 Product line : Close Coupled Pump : Three-Phase - "JM" Type - ODP - NEMA Premium

Frame : E143/5JM  
 Output : 1.5 HP  
 Frequency : 60 Hz  
 Poles : 4  
 Full load speed : 1740 rpm  
 Slip : 3.33 %  
 Voltage : 208-230/460 V  
 Rated current : 4.50-4.40/2.20 A  
 Locked rotor current : 39.6/19.8 A  
 Locked rotor current (I<sub>L</sub>/I<sub>n</sub>) : 9.0  
 No-load current : 2.80/1.40 A  
 Full load torque : 4.47 lb.ft  
 Locked rotor torque : 360 %  
 Breakdown torque : 340 %  
 Design : B  
 Insulation class : F  
 Temperature rise : 80 K  
 Locked rotor time : 15 s (hot)  
 Service factor : 1.15 (1.00 at 208V)  
 Duty cycle : S1  
 Ambient temperature : -20°C - +40°C  
 Altitude : 1000 m  
 Degree of Protection : IP21  
 Approximate weight : 44 lb  
 Moment of inertia : 0.15970 sq.ft.lb  
 Noise level : ---

	D.E.	N.D.E.
Bearings	6206 ZZ	6204 ZZ
Regreasing interval	---	---
Grease amount	---	---

Load	Power factor	Efficiency (%)
100%	0.75	86.5
75%	0.66	85.5
50%	0.52	82.5

Notes:  
 Downloaded from <http://dealerselectric.com>  
 Generated for Model #00158OT3E145JM

Performed by

Checked



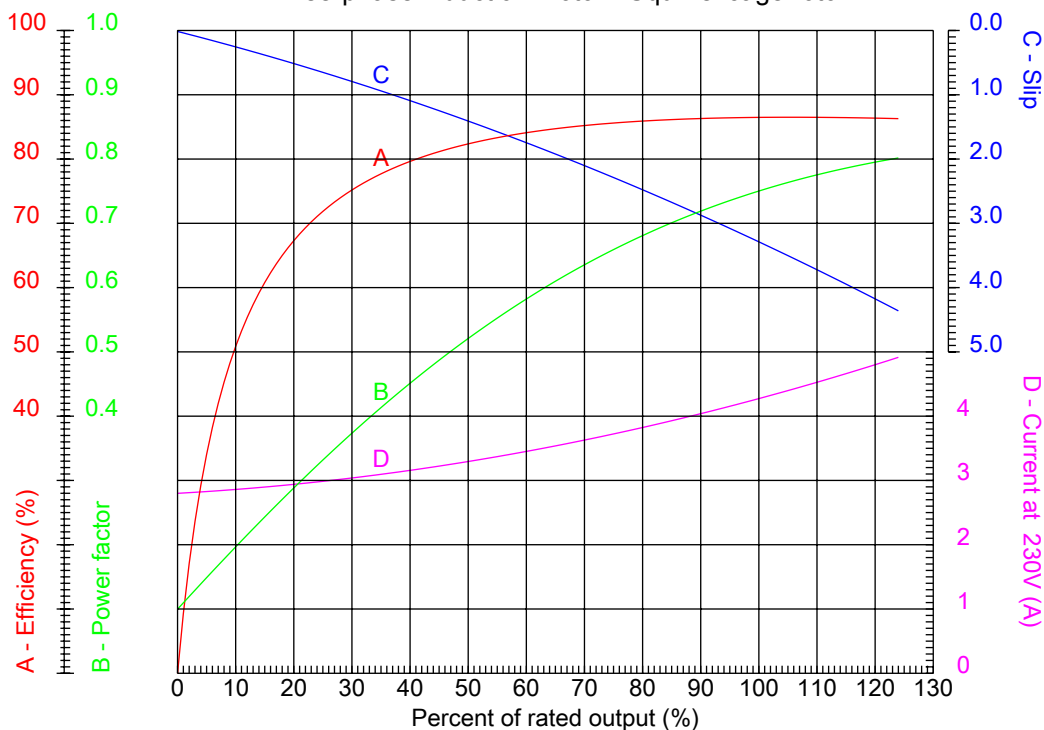
# Dealers Industrial Equipment

No.:

Date: 12-SEP-2016

## PERFORMANCE CURVES RELATED TO RATED OUTPUT

Three-phase induction motor - Squirrel cage rotor



Customer :  
 Product line : Close Coupled Pump : Three-Phase - "JM" Type - ODP - NEMA Premium

Frame	: E143/5JM	Locked rotor current (I <sub>l</sub> /I <sub>n</sub> )	: 9.0
Output	: 1.5 HP	Duty cycle	: S1
Frequency	: 60 Hz	Service factor	: 1.15 (1.00 at 208V)
Full load speed	: 1740 rpm	Design	: B
Voltage	: 208-230/460 V	Locked rotor torque	: 360 %
Rated current	: 4.50-4.40/2.20 A	Breakdown torque	: 340 %
Insulation class	: F		

Notes:  
 Downloaded from <http://dealerselectric.com>  
 Generated for Model #00158OT3E145JM

Performed by

Checked



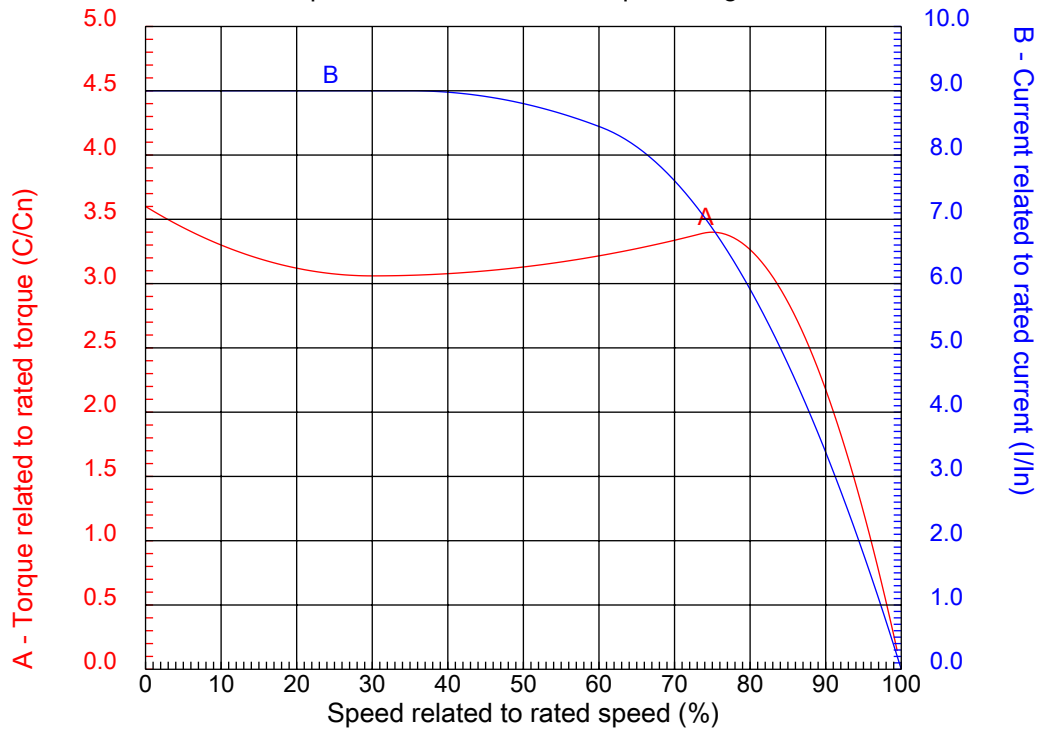
# Dealers Industrial Equipment

No.:

Date: 12-SEP-2016

## CHARACTERISTIC CURVES RELATED TO SPEED

Three-phase induction motor - Squirrel cage rotor



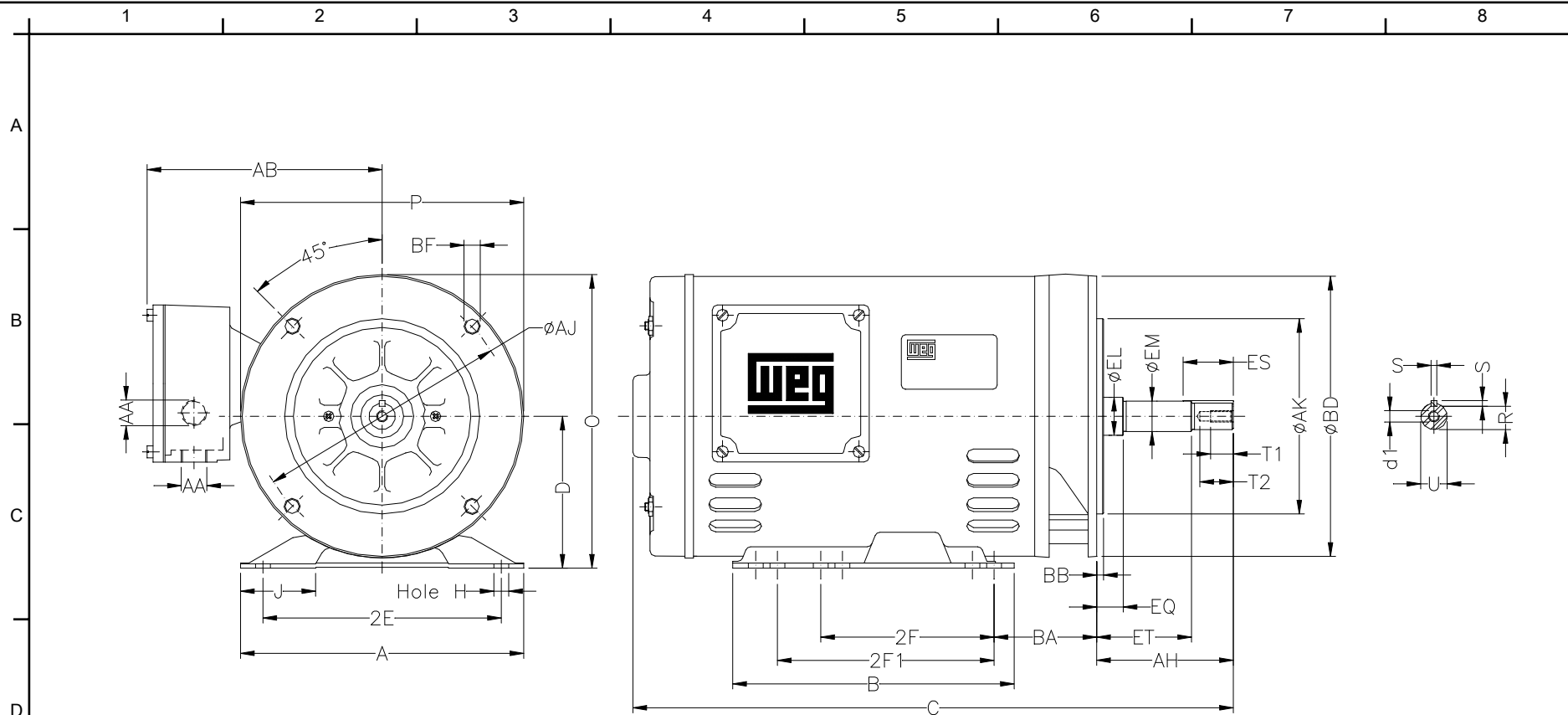
Customer :  
Product line : Close Coupled Pump : Three-Phase - "JM" Type - ODP - NEMA Premium

Frame	: E143/5JM	Locked rotor current (I <sub>l</sub> /I <sub>n</sub> )	: 9.0
Output	: 1.5 HP	Duty cycle	: S1
Frequency	: 60 Hz	Service factor	: 1.15 (1.00 at 208V)
Full load speed	: 1740 rpm	Design	: B
Voltage	: 208-230/460 V	Locked rotor torque	: 360 %
Rated current	: 4.50-4.40/2.20 A	Breakdown torque	: 340 %
Insulation class	: F		

Notes:  
Downloaded from <http://dealerselectric.com>  
Generated for Model #00158OT3E145JM

Performed by

Checked



Notes: Downloaded from <http://dealerselectric.com>  
Generated for Model #00158OT3E145JM

2E 5.500	A 6.535	2F 0.157	B 0.256	J 1.732
BA 2.250	D 3.500	G 0.120	O 6.772	P 6.535
AB 5.433	H 0.342	AA 2xNPT 1/2"	EQ 0.630	ET 2.880
U 0.8744	EM 1.000	EL 1.156	S 0.187	R 0.768
d1 DUNC 3/8"-16	ES 1.653	t1 0.748	t2 1.102	C 14.055
CH 1.063	Flange FC-149	AJ 5.874	AK 4.500	BD 6.535
BF UNC 3/8"x16	BB 0.157	AH 4.258		

Performed by:	
Checked:	
Customer:	
Close Coupled Pump : Three-Phase - "JM" Type - ODP - NEMA Premium	
Three-phase induction motor Frame E143/5JM - IP21	12-SEP-2016



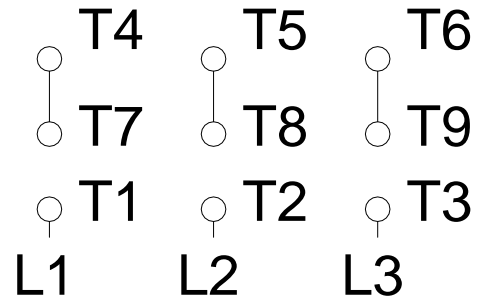
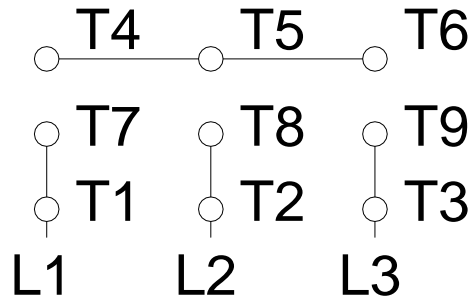
1 2 3 4 5 6 7 8

A

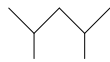
### LOW VOLTAGE

### HIGH VOLTAGE

B



C



D

E

F

Notes: Downloaded from <http://dealerselectric.com>  
 Generated for Model #00158OT3E145JM

Performed by:

Checked:

Customer:

Close Coupled Pump : Three-Phase - "JM" Type - ODP - NEMA Premium

Three-phase induction motor  
 Frame E143/5JM - IP21

12-SEP-2016

