



Dealers Industrial Equipment

No.:

Date: 12-SEP-2016

Customer :

TECHNICAL PROPOSAL

Single-phase induction motor - Squirrel cage rotor

Product line : Single Phase: W01 (Rolled Steel) - ODP - Premium Efficiency (DOE)

Catalog Number : 00158OT1B56-S

List Price : \$523

Notes:

Downloaded from <http://dealerselectric.com>

Generated for Model #00158OT1B56-S

Performed by:

Checked:



Dealers Industrial Equipment

No.:

Date: 12-SEP-2016

DATA SHEET Single-phase induction motor - Squirrel cage rotor

Customer :
 Product line : Single Phase: W01 (Rolled Steel) - ODP - Premium Efficiency (DOE)

Frame : 56H
 Output : 1.5 HP
 Frequency : 60 Hz
 Poles : 4
 Full load speed : 1745 rpm
 Slip : 3.06 %
 Voltage : 115/208-230 V
 Rated current : 13.6/7.52-6.80 A
 Locked rotor current : 109/54.4 A
 Locked rotor current (I_L/I_n) : 8.0
 No-load current : 6.40/3.20 A
 Full load torque : 4.45 lb.ft
 Locked rotor torque : 260 %
 Breakdown torque : 250 %
 Design : ---
 Insulation class : F
 Temperature rise : 80 K
 Locked rotor time : 22 s (hot)
 Service factor : 1.15
 Duty cycle : S1
 Ambient temperature : -20°C - +40°C
 Altitude : 1000 m
 Degree of Protection : ODP
 Approximate weight : 40 lb
 Moment of inertia : 0.13621 sq.ft.lb
 Noise level : 52 dB(A)

	D.E.	N.D.E.
Bearings	6204 ZZ	6202 ZZ
Regreasing interval	---	---
Grease amount	---	---

Load	Power factor	Efficiency (%)
100%	0.84	83.8
75%	0.81	81.0
50%	0.72	76.0

Notes:
 Downloaded from <http://dealerselectric.com>
 Generated for Model #00158OT1B56-S

Performed by

Checked



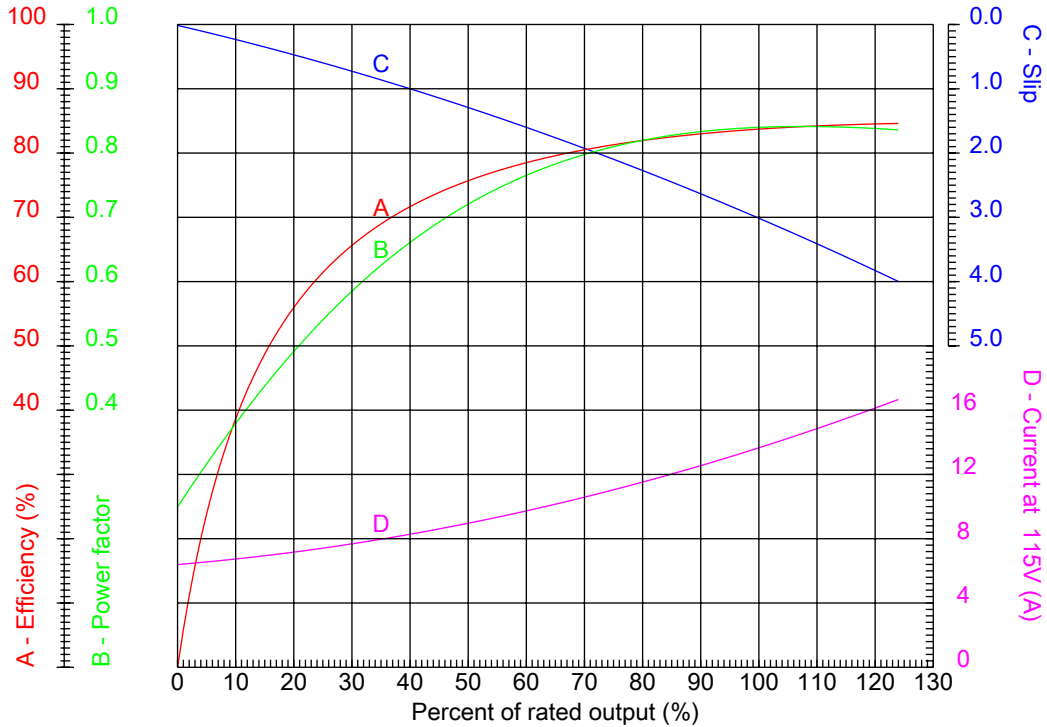
Dealers Industrial Equipment

No.:

Date: 12-SEP-2016

PERFORMANCE CURVES RELATED TO RATED OUTPUT

Single-phase induction motor - Squirrel cage rotor



Customer :
 Product line : Single Phase: W01 (Rolled Steel) - ODP - Premium Efficiency (DOE)

Frame	: 56H	Locked rotor current (I _l /I _n)	: 8.0
Output	: 1.5 HP	Duty cycle	: S1
Frequency	: 60 Hz	Service factor	: 1.15
Full load speed	: 1745 rpm	Design	: ---
Voltage	: 115/208-230 V	Locked rotor torque	: 260 %
Rated current	: 13.6/7.52-6.80 A	Breakdown torque	: 250 %
Insulation class	: F		

Notes:
 Downloaded from <http://dealerselectric.com>
 Generated for Model #00158OT1B56-S

Performed by

Checked

1 2 3 4 5 6 7 8

A

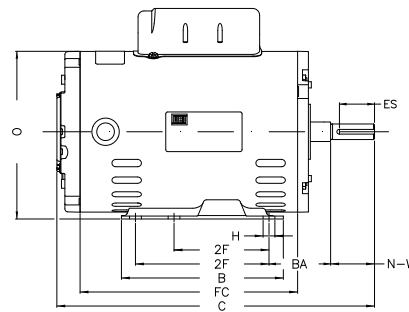
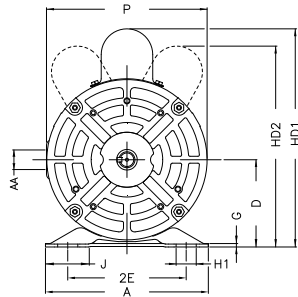
B

C

D

E

F



Notes: Downloaded from <http://dealerselectric.com>
Generated for Model #00158OT1B56-S

Performed by:

Checked:

Customer:

Single Phase: W01 (Rolled Steel) - ODP - Premium Efficiency (DOE)

Single-phase induction motor
Frame 56H - ODP

12-SEP-2016



P	AB	J	2E	A
6.456	5.882	1.732	4.874	6.535
H	G	HB	HK	FC
0.343	0.120	1.783	2.638	9.055
2F	B	C	BA	N-W
3.000/5.000	6.496	13.071	2.750	1.874
ES	d1	S	U	AA
1.417	A 3.15	0.187	0.625	NPT 1/2"
depth	R	LL	LM	BB
0.187	0.517	4.543	4.106	0.004
D	XO	HD2	O	HC2
3.500	0.004	8.150	6.724	4.650