



Dealers Industrial Equipment

No.:

Date: 12-SEP-2016

Customer :

TECHNICAL PROPOSAL

Three-phase induction motor - Squirrel cage rotor

Product line : Close Coupled Pump : Three-Phase - "JM" Type - ODP - High Efficiency

Catalog Number : 00158OP3H145JM

List Price : \$478

Notes:

Downloaded from <http://dealerselectric.com>

Generated for Model #00158OP3H145JM

Performed by:

Checked:



# Dealers Industrial Equipment

No.:

Date: 12-SEP-2016

## DATA SHEET

### Three-phase induction motor - Squirrel cage rotor

Customer :  
 Product line : Close Coupled Pump : Three-Phase - "JM" Type - ODP - High Efficiency

Frame : E143/5JM  
 Output : 1.5 HP  
 Frequency : 60 Hz  
 Poles : 4  
 Full load speed : 1730 rpm  
 Slip : 3.89 %  
 Voltage : 575 V  
 Rated current : 1.68 A  
 Locked rotor current : 13.1 A  
 Locked rotor current (I<sub>L</sub>/I<sub>n</sub>) : 7.8  
 No-load current : 0.960 A  
 Full load torque : 4.49 lb.ft  
 Locked rotor torque : 300 %  
 Breakdown torque : 300 %  
 Design : B  
 Insulation class : F  
 Temperature rise : 80 K  
 Locked rotor time : 15 s (hot)  
 Service factor : 1.15  
 Duty cycle : S1  
 Ambient temperature : -20°C - +40°C  
 Altitude : 1000 m  
 Degree of Protection : IP21  
 Approximate weight : 42 lb  
 Moment of inertia : 0.14238 sq.ft.lb  
 Noise level : ---

	D.E.	N.D.E.	Load	Power factor	Efficiency (%)
Bearings	6206 ZZ	6204 ZZ	100%	0.79	84.0
Regreasing interval	---	---	75%	0.70	84.0
Grease amount	---	---	50%	0.57	82.5

Notes:  
 Downloaded from <http://dealerselectric.com>  
 Generated for Model #00158OP3H145JM

Performed by

Checked



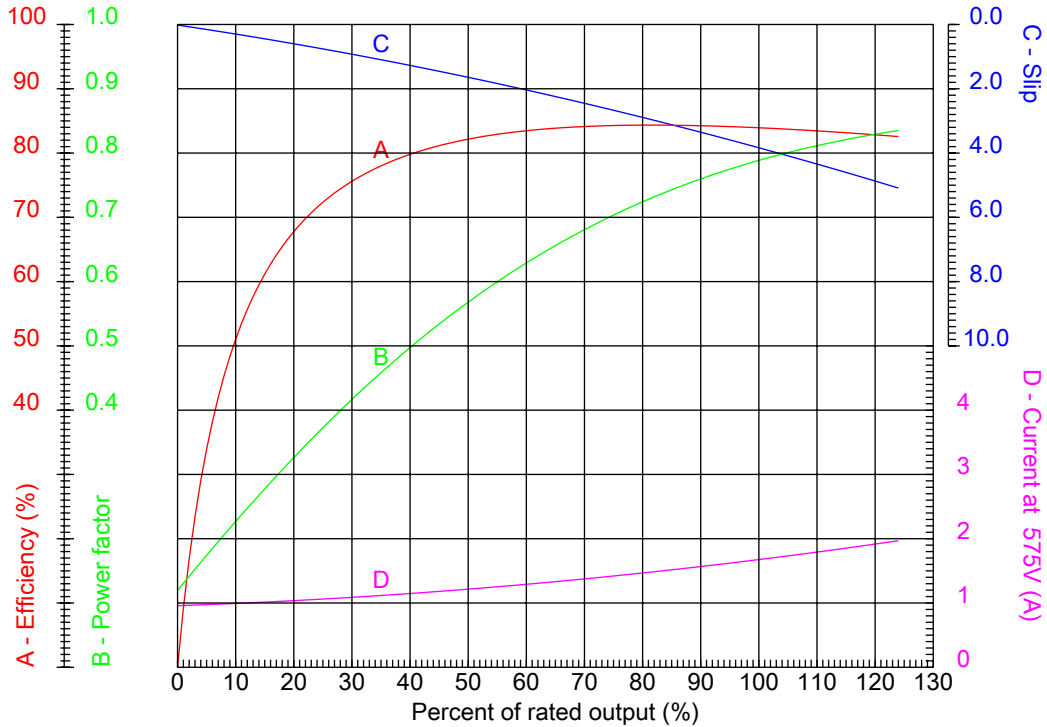
# Dealers Industrial Equipment

No.:

Date: 12-SEP-2016

## PERFORMANCE CURVES RELATED TO RATED OUTPUT

Three-phase induction motor - Squirrel cage rotor



Customer :  
 Product line : Close Coupled Pump : Three-Phase - "JM" Type - ODP - High Efficiency

Frame	: E143/5JM	Locked rotor current (I <sub>l</sub> /I <sub>n</sub> )	: 7.8
Output	: 1.5 HP	Duty cycle	: S1
Frequency	: 60 Hz	Service factor	: 1.15
Full load speed	: 1730 rpm	Design	: B
Voltage	: 575 V	Locked rotor torque	: 300 %
Rated current	: 1.68 A	Breakdown torque	: 300 %
Insulation class	: F		

Notes:  
 Downloaded from <http://dealerselectric.com>  
 Generated for Model #00158OP3H145JM

Performed by	Checked
--------------	---------



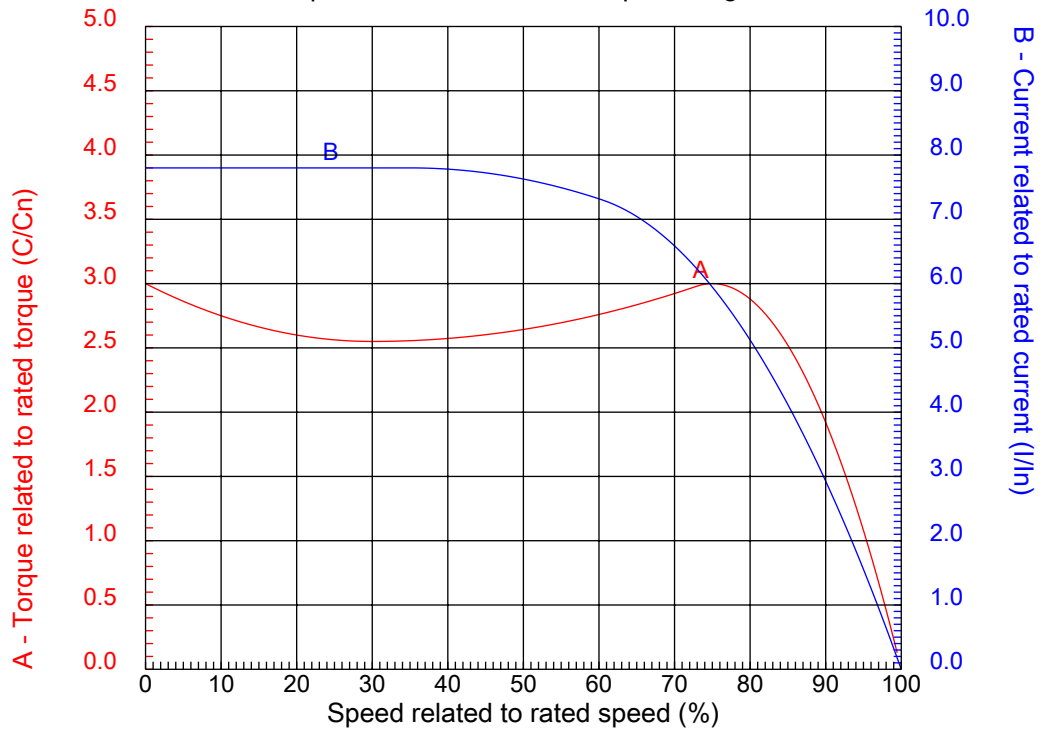
# Dealers Industrial Equipment

No.:

Date: 12-SEP-2016

## CHARACTERISTIC CURVES RELATED TO SPEED

Three-phase induction motor - Squirrel cage rotor



Customer :  
Product line : Close Coupled Pump : Three-Phase - "JM" Type - ODP - High Efficiency

Frame	: E143/5JM	Locked rotor current (I <sub>l</sub> /I <sub>n</sub> )	: 7.8
Output	: 1.5 HP	Duty cycle	: S1
Frequency	: 60 Hz	Service factor	: 1.15
Full load speed	: 1730 rpm	Design	: B
Voltage	: 575 V	Locked rotor torque	: 300 %
Rated current	: 1.68 A	Breakdown torque	: 300 %
Insulation class	: F		

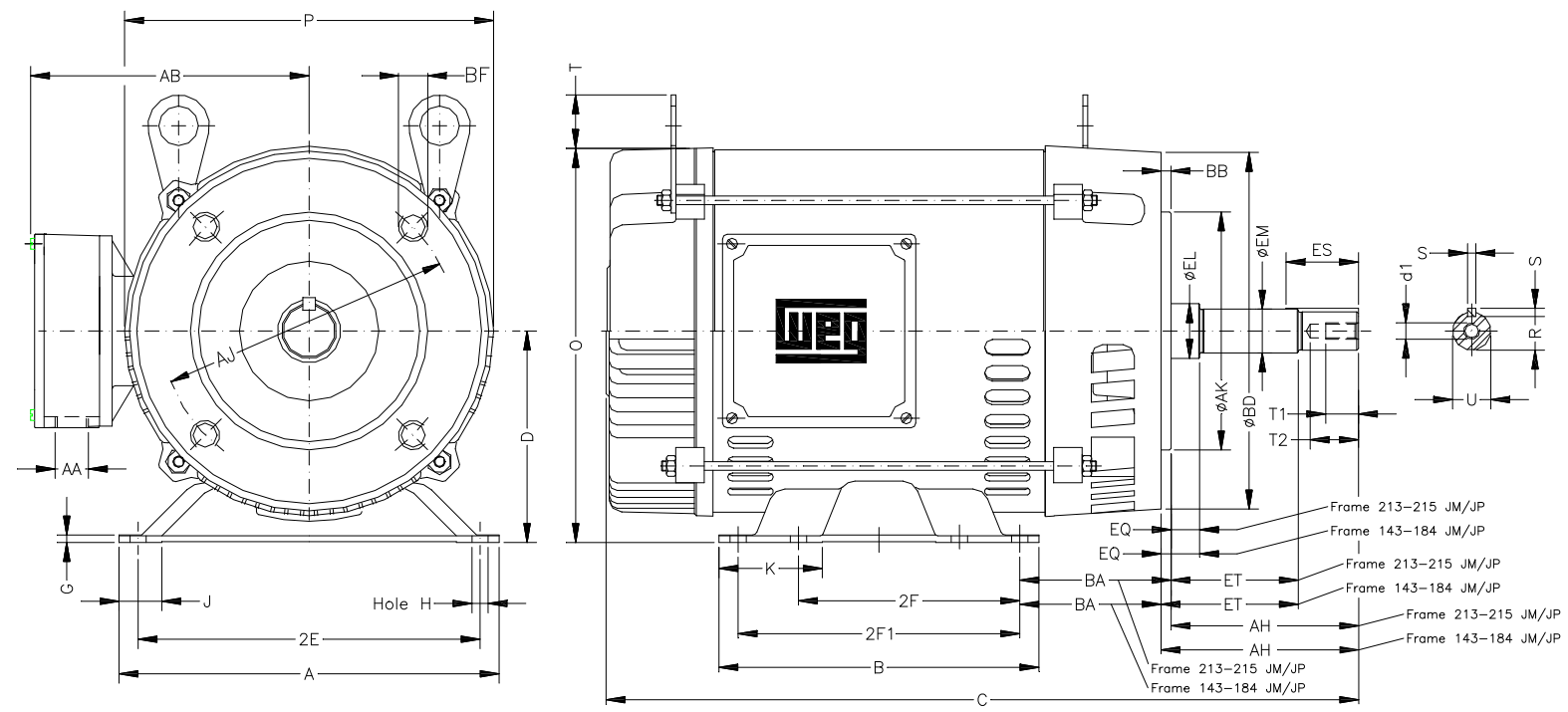
Notes:  
Downloaded from <http://dealerselectric.com>  
Generated for Model #00158OP3H145JM

Performed by

Checked

1 2 3 4 5 6 7 8

A  
B  
C  
D  
E  
F



Notes: Downloaded from <http://dealerselectric.com>  
Generated for Model #001580P3H145JM

2E 5.500	A 6.535	2F 0.157	B 0.256	J 1.732
BA 2.250	D 3.500	G 0.120	O 6.772	P 6.535
AB 5.433	H 0.342	AA 2xNPT 1/2"	EQ 0.630	ET 2.880
U 0.8744	EM 1.000	EL 1.156	S 0.187	R 0.768
ES 1.653	d1 DUNC 3/8"-16	t1 0.748	t2 1.102	C 14.055
Flange FC-149	AJ 5.874	AK 4.500	BD 6.535	BF UNC 3/8"x16
BB 0.157	AH 4.258			

Performed by:  
Checked:  
Customer:  
Close Coupled Pump : Three-Phase - "JM" Type - ODP - High Efficiency  
Three-phase induction motor  
Frame E143/5JM - IP21  
12-SEP-2016



1 2 3 4 5 6 7 8

A

B

C

D

E

F



Notes: Downloaded from <http://dealerselectric.com>  
Generated for Model #00158OP3H145JM

Performed by:

Checked:

Customer:

Close Coupled Pump : Three-Phase - "JM" Type - ODP - High Efficiency

Three-phase induction motor  
Frame E143/5JM - IP21

12-SEP-2016

