



Dealers Industrial Equipment

No.:

Date: 12-SEP-2016

Customer :

TECHNICAL PROPOSAL

Three-phase induction motor - Squirrel cage rotor

Product line : Three Phase: W01 (Rolled Steel) - TEFC - Standard Efficiency

Catalog Number : 00158ES3E56C-S

List Price : \$384

Notes:

Downloaded from <http://dealerselectric.com>

Generated for Model #00158ES3E56C-S

Performed by:

Checked:



# Dealers Industrial Equipment

No.:

Date: 12-SEP-2016

## DATA SHEET Three-phase induction motor - Squirrel cage rotor

Customer :  
 Product line : Three Phase: W01 (Rolled Steel) - TEFC - Standard Efficiency

Frame : 56H  
 Output : 1.5 HP  
 Frequency : 60 Hz  
 Poles : 4  
 Full load speed : 1750 rpm  
 Slip : 2.78 %  
 Voltage : 208-230/460 V  
 Rated current : 4.93-4.46/2.23 A  
 Locked rotor current : 33.5/16.7 A  
 Locked rotor current (I<sub>L</sub>/I<sub>n</sub>) : 7.5  
 No-load current : 3.00/1.50 A  
 Full load torque : 4.44 lb.ft  
 Locked rotor torque : 250 %  
 Breakdown torque : 300 %  
 Design : A  
 Insulation class : F  
 Temperature rise : 80 K  
 Locked rotor time : 9 s (hot)  
 Service factor : 1.15  
 Duty cycle : S1  
 Ambient temperature : -20°C - +40°C  
 Altitude : 1000 m  
 Degree of Protection : IP55  
 Approximate weight : 31 lb  
 Moment of inertia : 0.10370 sq.ft.lb  
 Noise level : 52 dB(A)

	D.E.	N.D.E.	Load	Power factor	Efficiency (%)
Bearings	6204 ZZ	6202 ZZ	100%	0.76	81.5
Regreasing interval	---	---	75%	0.67	80.0
Grease amount	---	---	50%	0.54	77.0

Notes:  
 Downloaded from <http://dealerselectric.com>  
 Generated for Model #00158ES3E56C-S

Performed by

Checked



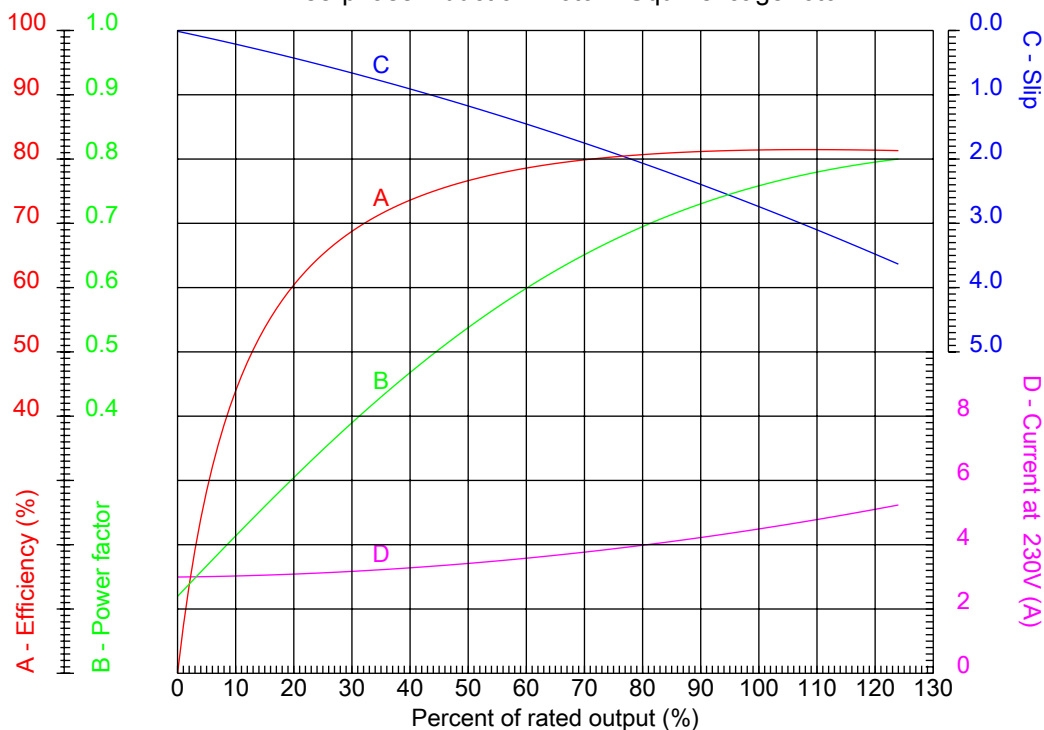
# Dealers Industrial Equipment

No.:

Date: 12-SEP-2016

## PERFORMANCE CURVES RELATED TO RATED OUTPUT

Three-phase induction motor - Squirrel cage rotor



Customer :  
 Product line : Three Phase: W01 (Rolled Steel) - TEFC - Standard Efficiency

Frame : 56H	Locked rotor current (I <sub>L</sub> /I <sub>n</sub> ) : 7.5
Output : 1.5 HP	Duty cycle : S1
Frequency : 60 Hz	Service factor : 1.15
Full load speed : 1750 rpm	Design : A
Voltage : 208-230/460 V	Locked rotor torque : 250 %
Rated current : 4.93-4.46/2.23 A	Breakdown torque : 300 %
Insulation class : F	

Notes:  
 Downloaded from <http://dealerselectric.com>  
 Generated for Model #00158ES3E56C-S

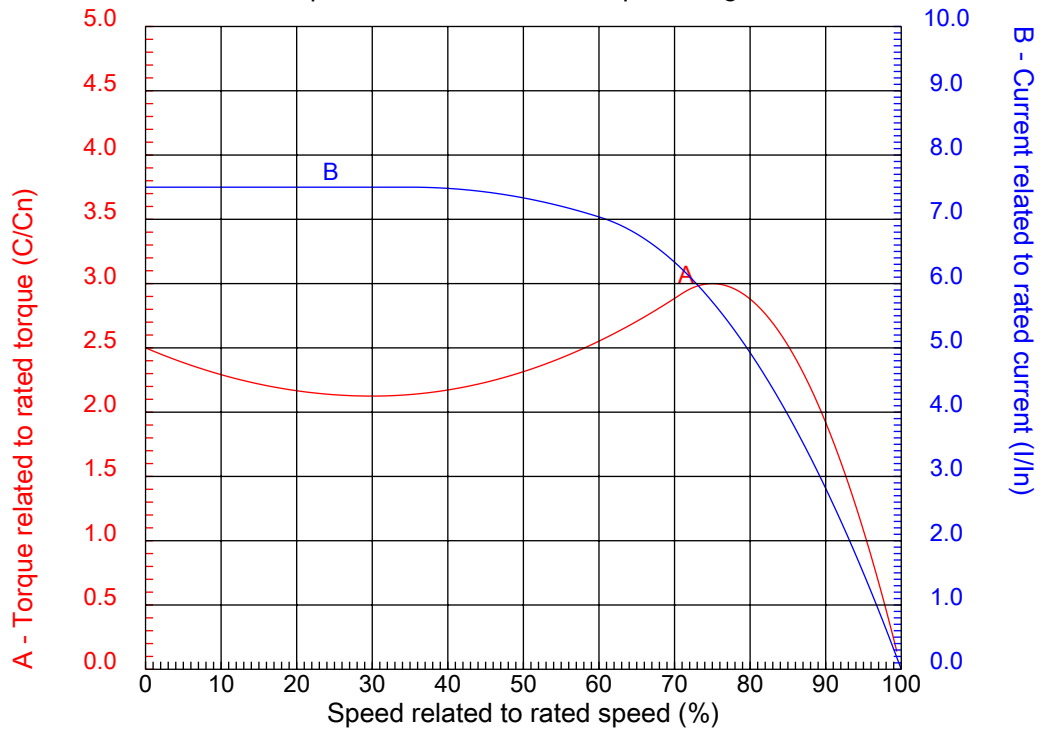
Performed by

Checked



## CHARACTERISTIC CURVES RELATED TO SPEED

Three-phase induction motor - Squirrel cage rotor



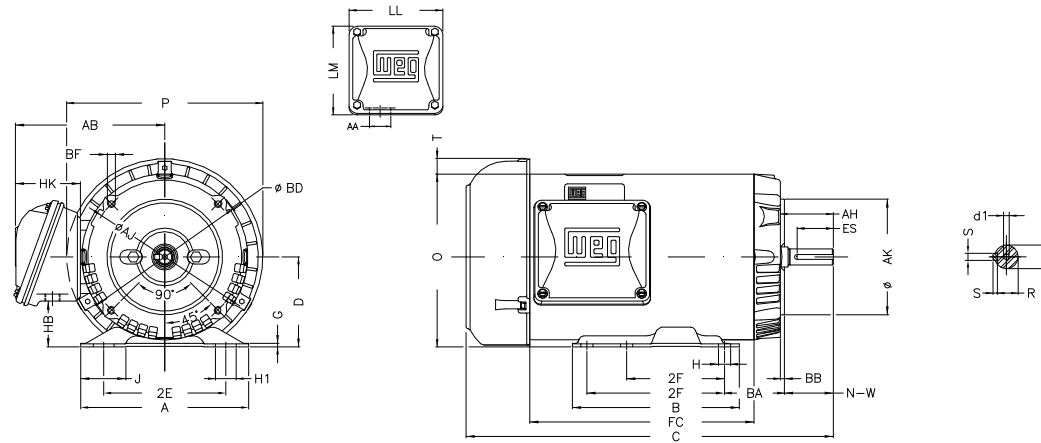
Customer :  
Product line : Three Phase: W01 (Rolled Steel) - TEFC - Standard Efficiency

Frame	: 56H	Locked rotor current (I <sub>l</sub> /I <sub>n</sub> )	: 7.5
Output	: 1.5 HP	Duty cycle	: S1
Frequency	: 60 Hz	Service factor	: 1.15
Full load speed	: 1750 rpm	Design	: A
Voltage	: 208-230/460 V	Locked rotor torque	: 250 %
Rated current	: 4.93-4.46/2.23 A	Breakdown torque	: 300 %
Insulation class	: F		

Notes:  
Downloaded from <http://dealerselectric.com>  
Generated for Model #00158ES3E56C-S

Performed by

Checked



Notes: Downloaded from <http://dealerselectric.com>  
Generated for Model #00158ES3E56C-S

P	AB	J	2E	A
7.638	5.882	1.732	4.874	6.535
H	G	HB	HK	T
0.343	0.120	1.783	2.638	0.603
O	FC	2F	B	C
6.724	7.480	3.000/5.000	6.496	13.110
BA	N-W	ES	d1	S
2.750	1.874	1.417	A 3.15	0.187
U	AA	depth	R	LL
0.625	0.881"	0.187	0.517	4.543
LM	D	Flange	AJ	AK
4.106	3.500	FC-149	5.874	4.500
BD	BF	BB	AH	
6.450	UNC 3/8"x16-2B	0.157	2.062	

Performed by:	
Checked:	
Customer:	
Three Phase: W01 (Rolled Steel) - TEFC - Standard Efficiency	
Three-phase induction motor Frame 56H - IP55	12-SEP-2016

