



Dealers Industrial Equipment

No.:

Date: 12-SEP-2016

Customer :

TECHNICAL PROPOSAL

Three-phase induction motor - Squirrel cage rotor

Product line : Close Coupled Pump : Three-Phase - "JP" Type - ODP - High Efficiency

Catalog Number : 00156OP3E143JP

List Price : \$453

Notes:

Downloaded from <http://dealerselectric.com>

Generated for Model #00156OP3E143JP

Performed by:

Checked:



# Dealers Industrial Equipment

No.:

Date: 12-SEP-2016

## DATA SHEET Three-phase induction motor - Squirrel cage rotor

Customer :  
 Product line : Close Coupled Pump : Three-Phase - "JP" Type - ODP - High Efficiency

Frame : E143/5JP  
 Output : 1.5 HP  
 Frequency : 60 Hz  
 Poles : 2  
 Full load speed : 3430 rpm  
 Slip : 4.72 %  
 Voltage : 230/460 V  
 Rated current : 3.90/1.95 A  
 Locked rotor current : 34.3/17.2 A  
 Locked rotor current (I<sub>L</sub>/I<sub>n</sub>) : 8.8  
 No-load current : 1.90/0.950 A  
 Full load torque : 2.27 lb.ft  
 Locked rotor torque : 420 %  
 Breakdown torque : 340 %  
 Design : B  
 Insulation class : F  
 Temperature rise : 80 K  
 Locked rotor time : 15 s (hot)  
 Service factor : 1.15  
 Duty cycle : S1  
 Ambient temperature : -20°C - +40°C  
 Altitude : 1000 m  
 Degree of Protection : IP21  
 Approximate weight : 33 lb  
 Moment of inertia : 0.04366 sq.ft.lb  
 Noise level : ---

	D.E.	N.D.E.
Bearings	6206 ZZ	6204 ZZ
Regreasing interval	---	---
Grease amount	---	---

Load	Power factor	Efficiency (%)
100%	0.86	84.0
75%	0.80	84.0
50%	0.69	81.5

Notes:  
 Downloaded from <http://dealerselectric.com>  
 Generated for Model #00156OP3E143JP

Performed by

Checked



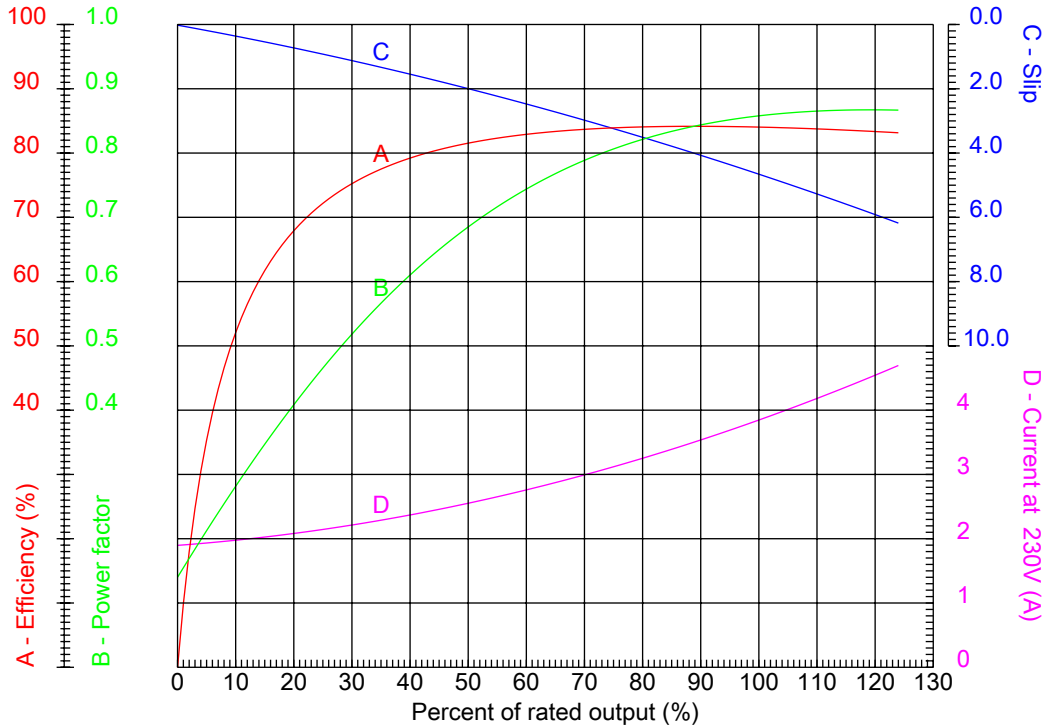
# Dealers Industrial Equipment

No.:

Date: 12-SEP-2016

## PERFORMANCE CURVES RELATED TO RATED OUTPUT

Three-phase induction motor - Squirrel cage rotor



Customer :  
 Product line : Close Coupled Pump : Three-Phase - "JP" Type - ODP - High Efficiency

Frame	: E143/5JP	Locked rotor current (I <sub>l</sub> /I <sub>n</sub> )	: 8.8
Output	: 1.5 HP	Duty cycle	: S1
Frequency	: 60 Hz	Service factor	: 1.15
Full load speed	: 3430 rpm	Design	: B
Voltage	: 230/460 V	Locked rotor torque	: 420 %
Rated current	: 3.90/1.95 A	Breakdown torque	: 340 %
Insulation class	: F		

Notes:  
 Downloaded from <http://dealerselectric.com>  
 Generated for Model #00156OP3E143JP

Performed by

Checked



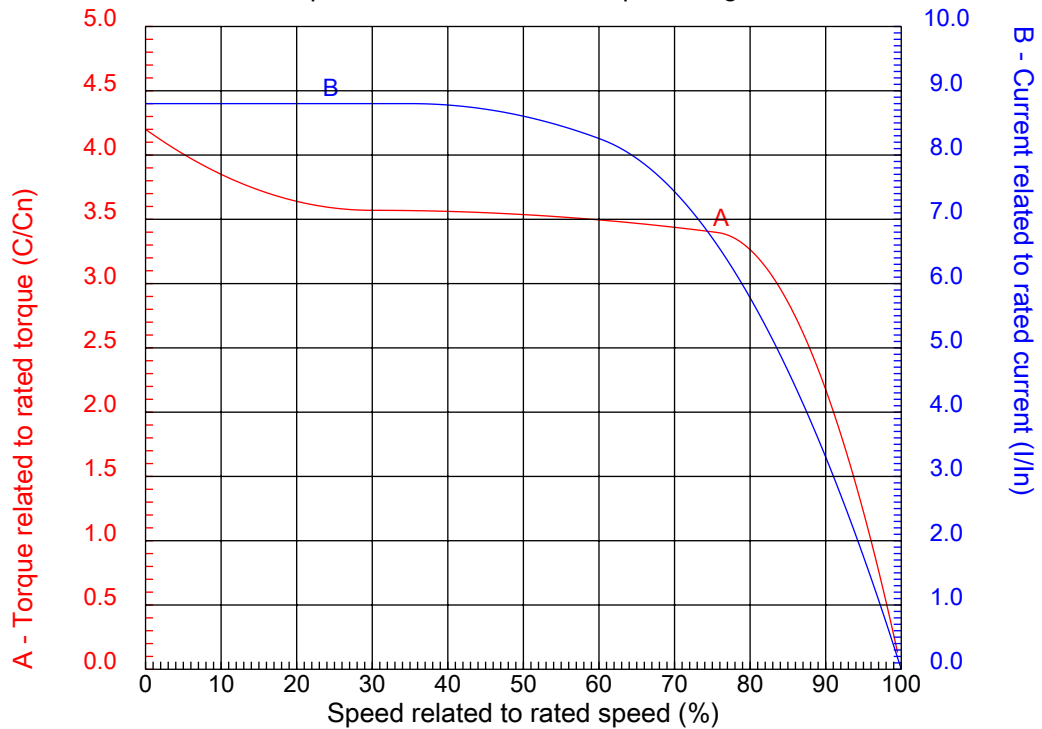
# Dealers Industrial Equipment

No.:

Date: 12-SEP-2016

## CHARACTERISTIC CURVES RELATED TO SPEED

Three-phase induction motor - Squirrel cage rotor



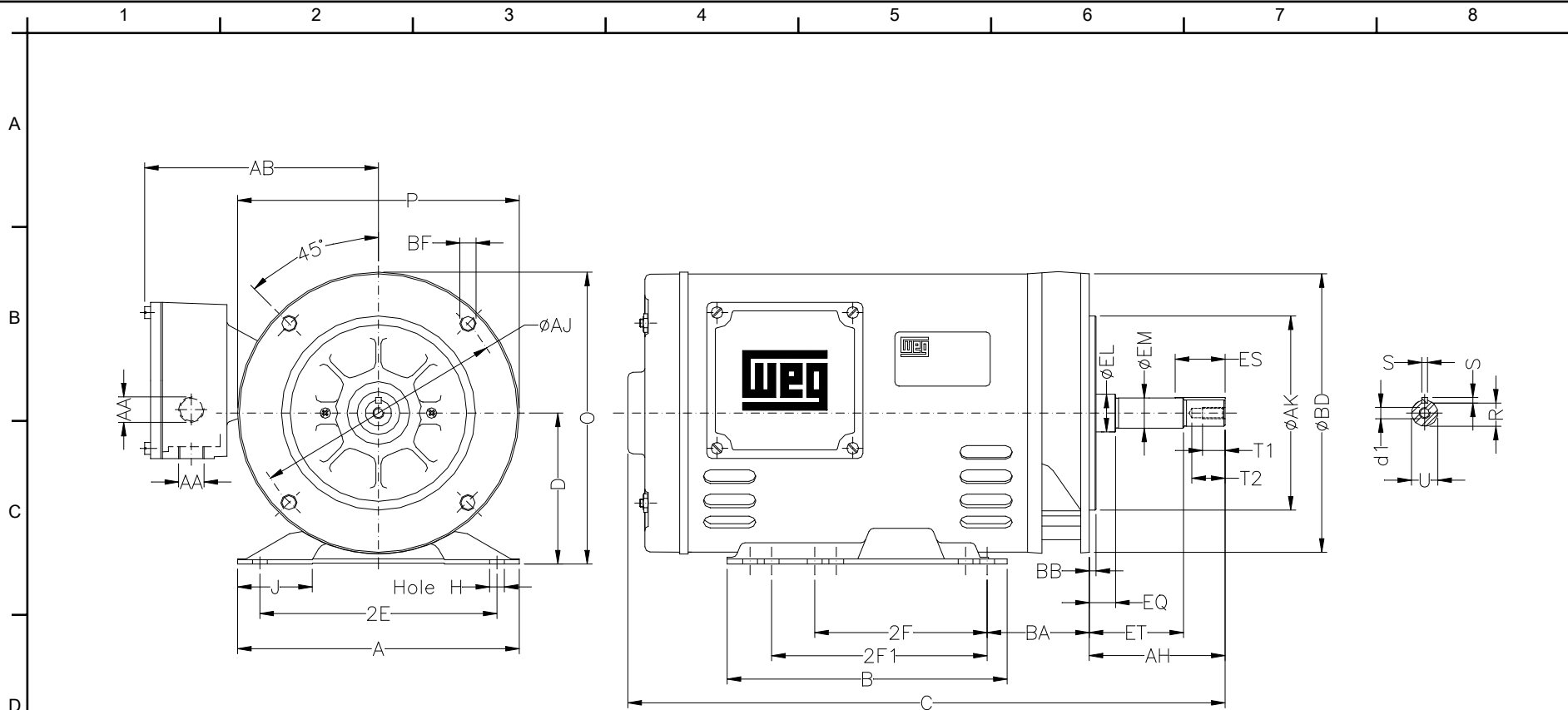
Customer :  
Product line : Close Coupled Pump : Three-Phase - "JP" Type - ODP - High Efficiency

Frame	: E143/5JP	Locked rotor current (I <sub>l</sub> /I <sub>n</sub> )	: 8.8
Output	: 1.5 HP	Duty cycle	: S1
Frequency	: 60 Hz	Service factor	: 1.15
Full load speed	: 3430 rpm	Design	: B
Voltage	: 230/460 V	Locked rotor torque	: 420 %
Rated current	: 3.90/1.95 A	Breakdown torque	: 340 %
Insulation class	: F		

Notes:  
Downloaded from <http://dealerselectric.com>  
Generated for Model #00156OP3E143JP


Performed by

Checked



Notes: Downloaded from <http://dealerselectric.com>  
 Generated for Model #00156OP3E143JP

2E 5.500	A 6.535	2F 4.000	B 6.496	J 1.732
BA 2.250	D 3.500	G 0.120	O 6.772	P 6.535
AB 5.433	H 0.342	AA 2xNPT 1/2"	EQ 1.565	ET 5.941
U 0.877	EM 1.000	EL 1.156	S 0.187	R 0.768
ES 1.653	d1 DUNC 3/8"-16	t1 0.748	t2 1.102	C 17.126
Flange FC-149	AJ 5.874	AK 4.500	BD 6.535	BF UNC 3/8"x16
BB 0.157	AH 7.319			

Performed by:  
 Checked:  
 Customer:  
 Close Coupled Pump : Three-Phase - "JP" Type - ODP - High Efficiency  
 Three-phase induction motor  
 Frame E143/5JP - IP21  
 12-SEP-2016  


1 2 3 4 5 6 7 8

A

### LOW VOLTAGE

### HIGH VOLTAGE

B



C



D

E

F

Notes: Downloaded from <http://dealerselectric.com>  
 Generated for Model #00156OP3E143JP

Performed by:

Checked:

Customer:

Close Coupled Pump : Three-Phase - "JP" Type - ODP - High Efficiency

Three-phase induction motor  
 Frame E143/5JP - IP21

12-SEP-2016

