



Dealers Industrial Equipment

No.:

Date: 12-SEP-2016

Customer :

TECHNICAL PROPOSAL

Three-phase induction motor - Squirrel cage rotor

Product line : Close Coupled Pump : Three-Phase - "JM" Type - ODP - High Efficiency

Catalog Number : 00156OP3E143JM

List Price : \$453

Notes:

Downloaded from <http://dealerselectric.com>

Generated for Model #00156OP3E143JM

Performed by:

Checked:



Dealers Industrial Equipment

No.:

Date: 12-SEP-2016

DATA SHEET Three-phase induction motor - Squirrel cage rotor

Customer :
 Product line : Close Coupled Pump : Three-Phase - "JM" Type - ODP - High Efficiency

Frame : E143/5JM
 Output : 1.5 HP
 Frequency : 60 Hz
 Poles : 2
 Full load speed : 3430 rpm
 Slip : 4.72 %
 Voltage : 230/460 V
 Rated current : 3.90/1.95 A
 Locked rotor current : 34.3/17.2 A
 Locked rotor current (I_L/I_n) : 8.8
 No-load current : 1.90/0.950 A
 Full load torque : 2.27 lb.ft
 Locked rotor torque : 420 %
 Breakdown torque : 340 %
 Design : B
 Insulation class : F
 Temperature rise : 80 K
 Locked rotor time : 15 s (hot)
 Service factor : 1.15
 Duty cycle : S1
 Ambient temperature : -20°C - +40°C
 Altitude : 1000 m
 Degree of Protection : IP21
 Approximate weight : 33 lb
 Moment of inertia : 0.04366 sq.ft.lb
 Noise level : ---

	D.E.	N.D.E.
Bearings	6206 ZZ	6204 ZZ
Regreasing interval	---	---
Grease amount	---	---

Load	Power factor	Efficiency (%)
100%	0.86	84.0
75%	0.80	84.0
50%	0.69	81.5

Notes:
 Downloaded from <http://dealerselectric.com>
 Generated for Model #00156OP3E143JM

Performed by

Checked



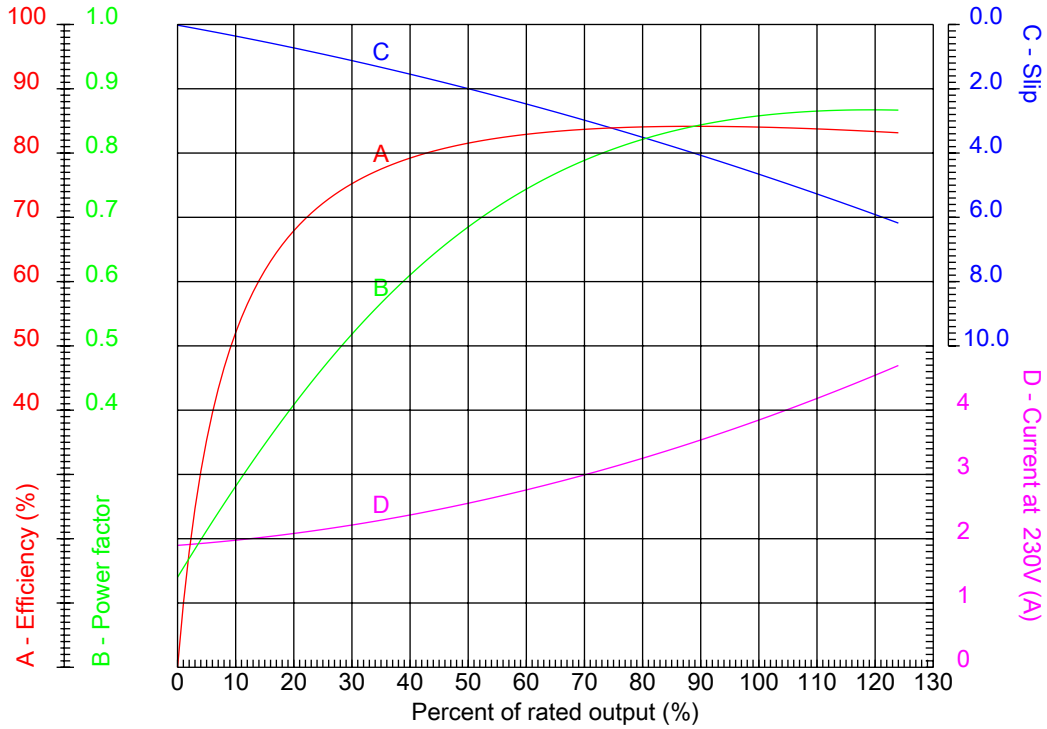
Dealers Industrial Equipment

No.:

Date: 12-SEP-2016

PERFORMANCE CURVES RELATED TO RATED OUTPUT

Three-phase induction motor - Squirrel cage rotor



Customer :
 Product line : Close Coupled Pump : Three-Phase - "JM" Type - ODP - High Efficiency

Frame	: E143/5JM	Locked rotor current (I _l /I _n)	: 8.8
Output	: 1.5 HP	Duty cycle	: S1
Frequency	: 60 Hz	Service factor	: 1.15
Full load speed	: 3430 rpm	Design	: B
Voltage	: 230/460 V	Locked rotor torque	: 420 %
Rated current	: 3.90/1.95 A	Breakdown torque	: 340 %
Insulation class	: F		

Notes:
 Downloaded from <http://dealerselectric.com>
 Generated for Model #00156OP3E143JM

Performed by

Checked



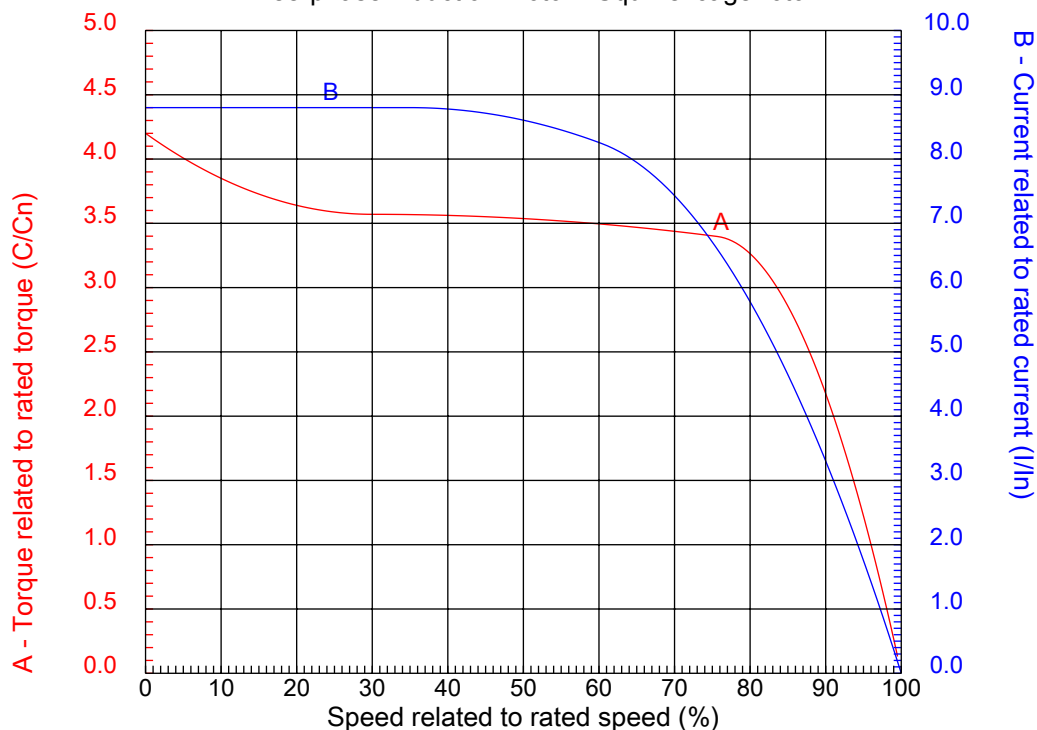
Dealers Industrial Equipment

No.:

Date: 12-SEP-2016

CHARACTERISTIC CURVES RELATED TO SPEED

Three-phase induction motor - Squirrel cage rotor



Customer :
Product line : Close Coupled Pump : Three-Phase - "JM" Type - ODP - High Efficiency

Frame	: E143/5JM	Locked rotor current (I _l /I _n)	: 8.8
Output	: 1.5 HP	Duty cycle	: S1
Frequency	: 60 Hz	Service factor	: 1.15
Full load speed	: 3430 rpm	Design	: B
Voltage	: 230/460 V	Locked rotor torque	: 420 %
Rated current	: 3.90/1.95 A	Breakdown torque	: 340 %
Insulation class	: F		

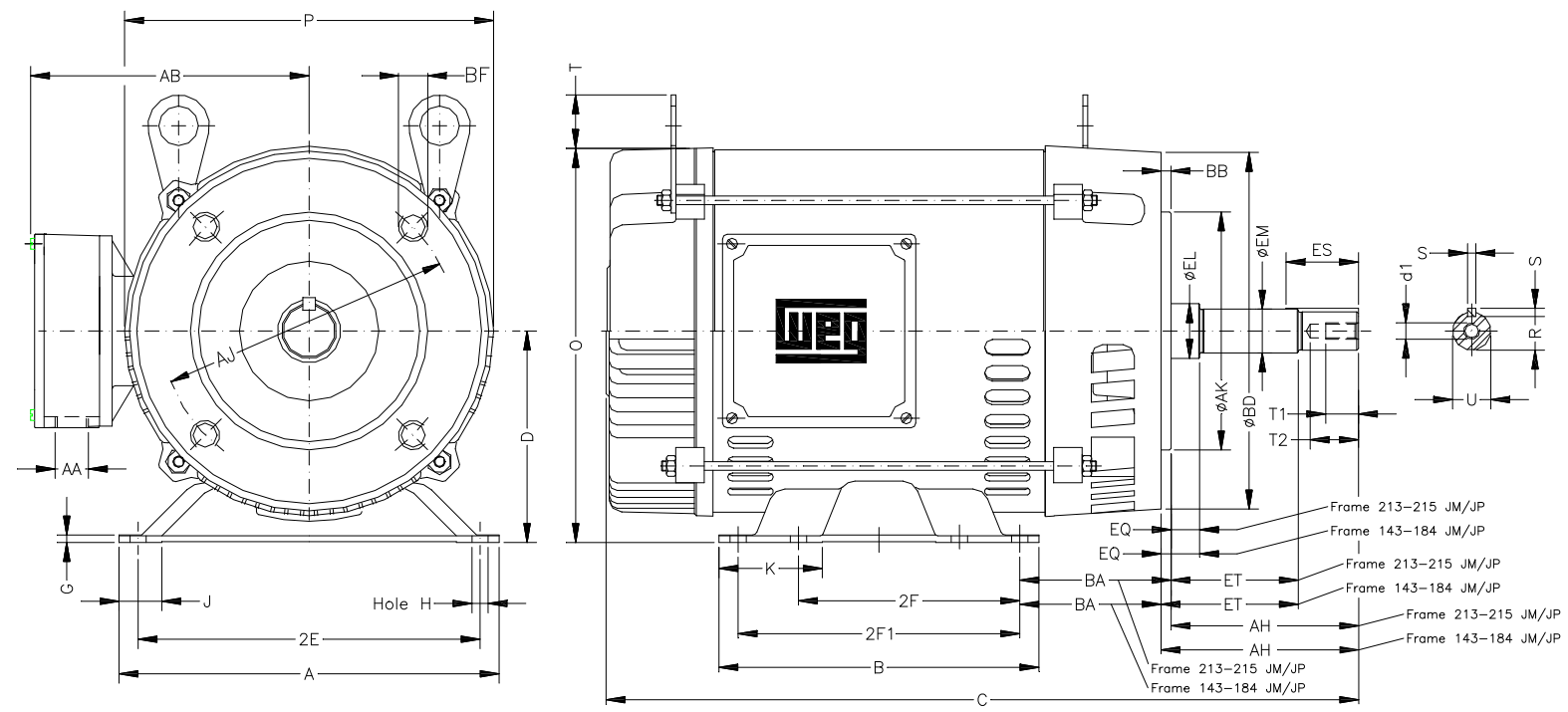
Notes:
Downloaded from <http://dealerselectric.com>
Generated for Model #00156OP3E143JM

Performed by

Checked

1 2 3 4 5 6 7 8

A
B
C
D
E
F



Notes: Downloaded from <http://dealerselectric.com>
Generated for Model #00156OP3E143JM

2E 5.500	A 6.535	2F 0.157	B 0.256	J 1.732
BA 2.250	D 3.500	G 0.120	O 6.772	P 6.535
AB 5.433	H 0.342	AA 2xNPT 1/2"	EQ 0.630	ET 2.880
U 0.8744	EM 1.000	EL 1.156	S 0.187	R 0.768
ES 1.653	d1 DUNC 3/8"-16	t1 0.748	t2 1.102	C 14.055
Flange FC-149	AJ 5.874	AK 4.500	BD 6.535	BF UNC 3/8"x16
BB 0.157	AH 4.258			

Performed by:
Checked:
Customer:
Close Coupled Pump : Three-Phase - "JM" Type - ODP - High Efficiency
Three-phase induction motor
Frame E143/5JM - IP21
12-SEP-2016



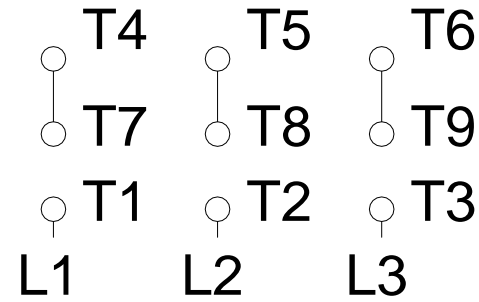
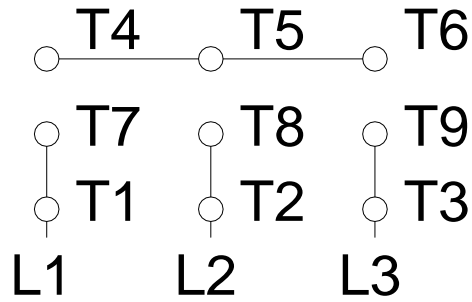
1 2 3 4 5 6 7 8

A

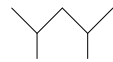
LOW VOLTAGE

HIGH VOLTAGE

B



C



D

E

F

Notes: Downloaded from <http://dealerselectric.com>
 Generated for Model #00156OP3E143JM

Performed by:

Checked:

Customer:

Close Coupled Pump : Three-Phase - "JM" Type - ODP - High Efficiency

Three-phase induction motor
 Frame E143/5JM - IP21

12-SEP-2016

