



Dealers Industrial Equipment

No.:

Date: 12-SEP-2016

Customer :

TECHNICAL PROPOSAL

Three-phase induction motor - Squirrel cage rotor

Product line : W22 Brake Motor - NEMA Premium Efficiency

Catalog Number : 00156ET3EBM143T-W22

List Price : \$1,501

Notes:

Downloaded from <http://dealerselectric.com>

Generated for Model #00156ET3EBM143T-W22

Performed by:

Checked:



Dealers Industrial Equipment

No.:

Date: 12-SEP-2016

DATA SHEET Three-phase induction motor - Squirrel cage rotor

Customer :
 Product line : W22 Brake Motor - NEMA Premium Efficiency

Frame : 143/5T
 Output : 1.5 HP
 Frequency : 60 Hz
 Poles : 2
 Full load speed : 3490 rpm
 Slip : 3.06 %
 Voltage : 208-230/460 V
 Rated current : 4.20-3.92/1.96 A
 Locked rotor current : 34.9/17.4 A
 Locked rotor current (I_L/I_n) : 8.9
 No-load current : 1.50/0.750 A
 Full load torque : 2.23 lb.ft
 Locked rotor torque : 350 %
 Breakdown torque : 380 %
 Design : B
 Insulation class : F
 Temperature rise : 80 K
 Locked rotor time : 21 s (hot)
 Service factor : 1.25
 Duty cycle : S1
 Ambient temperature : -20°C - +40°C
 Altitude : 1000 m
 Degree of Protection : IP55
 Approximate weight : 46 lb
 Moment of inertia : 0.04699 sq.ft.lb
 Noise level : 68 dB(A)

	D.E.	N.D.E.
Bearings	6205 ZZ	6204 ZZ
Regreasing interval	---	---
Grease amount	---	---

Load	Power factor	Efficiency (%)
100%	0.84	84.0
75%	0.80	84.0
50%	0.70	81.5

Notes:
 Downloaded from <http://dealerselectric.com>
 Generated for Model #00156ET3EBM143T-W22

Performed by

Checked



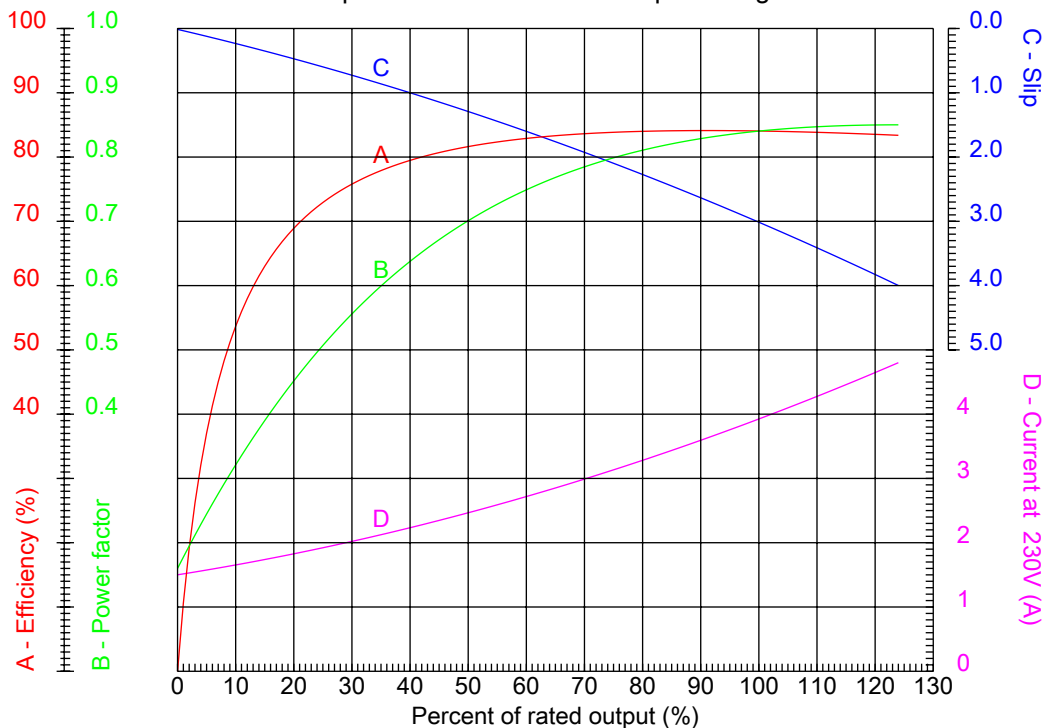
Dealers Industrial Equipment

No.:

Date: 12-SEP-2016

PERFORMANCE CURVES RELATED TO RATED OUTPUT

Three-phase induction motor - Squirrel cage rotor



Customer :
 Product line : W22 Brake Motor - NEMA Premium Efficiency

Frame	: 143/5T	Locked rotor current (I _l /I _n)	: 8.9
Output	: 1.5 HP	Duty cycle	: S1
Frequency	: 60 Hz	Service factor	: 1.25
Full load speed	: 3490 rpm	Design	: B
Voltage	: 208-230/460 V	Locked rotor torque	: 350 %
Rated current	: 4.20-3.92/1.96 A	Breakdown torque	: 380 %
Insulation class	: F		

Notes:
 Downloaded from <http://dealerselectric.com>
 Generated for Model #00156ET3EBM143T-W22

Performed by

Checked



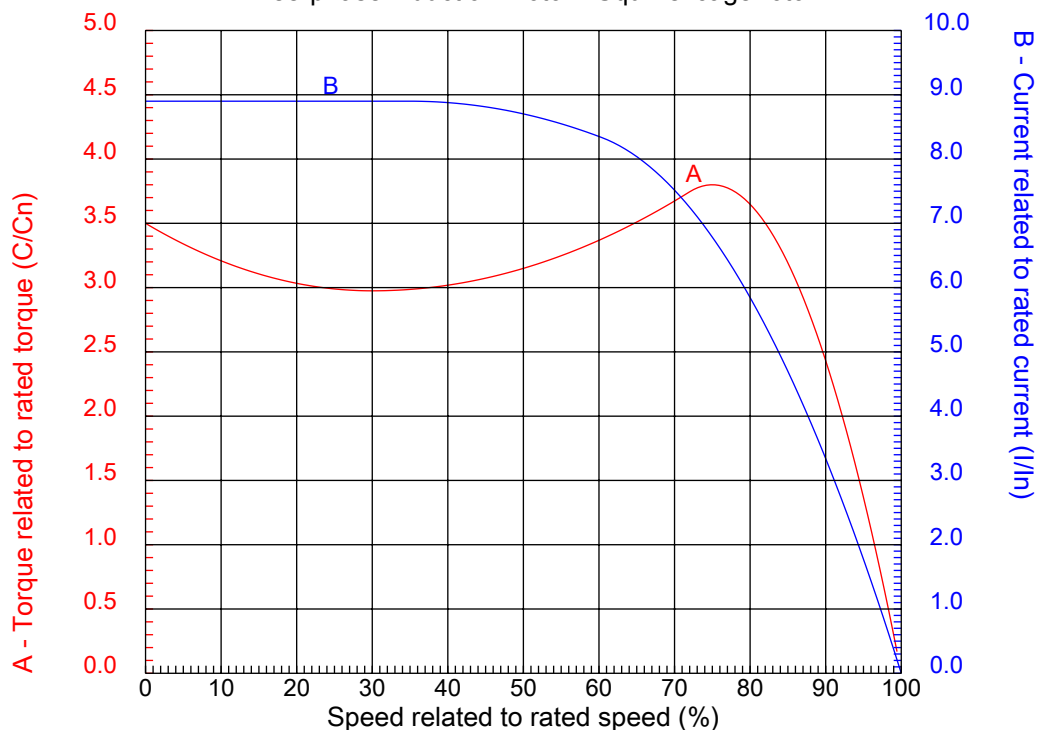
Dealers Industrial Equipment

No.:

Date: 12-SEP-2016

CHARACTERISTIC CURVES RELATED TO SPEED

Three-phase induction motor - Squirrel cage rotor



Customer :
Product line : W22 Brake Motor - NEMA Premium Efficiency

Frame	: 143/5T	Locked rotor current (I _l /I _n)	: 8.9
Output	: 1.5 HP	Duty cycle	: S1
Frequency	: 60 Hz	Service factor	: 1.25
Full load speed	: 3490 rpm	Design	: B
Voltage	: 208-230/460 V	Locked rotor torque	: 350 %
Rated current	: 4.20-3.92/1.96 A	Breakdown torque	: 380 %
Insulation class	: F		

Notes:
Downloaded from <http://dealerselectric.com>
Generated for Model #00156ET3EBM143T-W22

Performed by

Checked

1 2 3 4 5 6 7 8

A

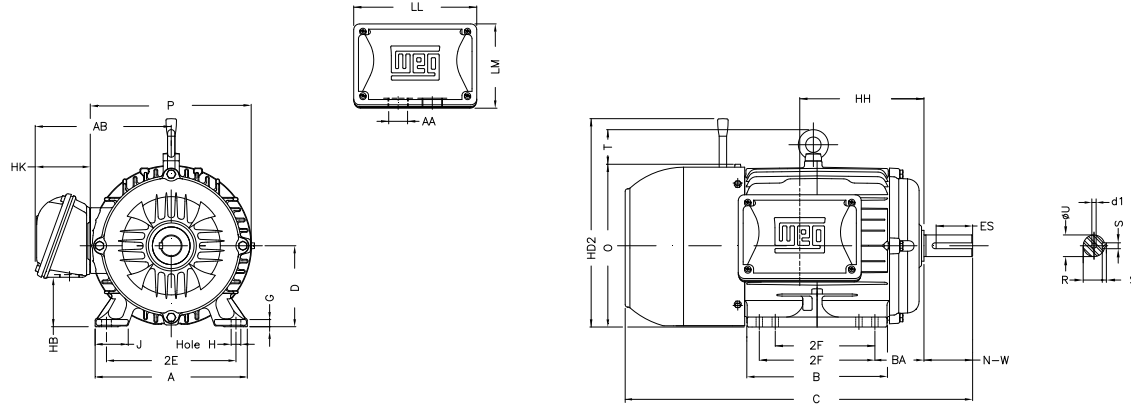
B

C

D

E

F



Notes: Downloaded from <http://dealerselectric.com>
Generated for Model #00156ET3EBM143T-W22

Performed by:

Checked:

Customer:

W22 Brake Motor - NEMA Premium Efficiency

Three-phase induction motor
Frame 143/5T - IP55

12-SEP-2016



2E 5.500	J 1.437	A 6.457	P 7.047	AB 6.263
2F 4.000/5.000	B 6.142	BA 2.250	U 0.875	N-W 2.250
ES 1.575	S 0.187	R 0.771	D 3.500	G 0.354
HB 1.727	O 7.122	HF 3.500	HH 4.750	HK 2.733
H 0.344	C 16.231	LL 5.961	LM 4.215	AA NPT 3/4"
HD' 5.154	d1 A 4	HD2 8.697	T 0.000	

1 2 3 4 5 6 7 8

A

LOW VOLTAGE

HIGH VOLTAGE

B



C



D

E

F

Notes: Downloaded from <http://dealerselectric.com>
 Generated for Model #00156ET3EBM143T-W22

Performed by:

Checked:

Customer:

W22 Brake Motor - NEMA Premium Efficiency

Three-phase induction motor
 Frame 143/5T - IP55

12-SEP-2016

