



Dealers Industrial Equipment

No.:

Date: 12-SEP-2016

Customer :

TECHNICAL PROPOSAL

Three-phase induction motor - Squirrel cage rotor

Product line : Three-Phase: W01 (Rolled Steel) - TEFC - Premium Efficiency (DOE)

Catalog Number : 00156ET3E56-S

List Price : \$433

Notes:

Downloaded from <http://dealerselectric.com>

Generated for Model #00156ET3E56-S

Performed by:

Checked:



# Dealers Industrial Equipment

No.:

Date: 12-SEP-2016

## DATA SHEET Three-phase induction motor - Squirrel cage rotor

Customer :  
 Product line : Three-Phase: W01 (Rolled Steel) - TEFC - Premium Efficiency (DOE)

Frame : 56  
 Output : 1.5 HP  
 Frequency : 60 Hz  
 Poles : 2  
 Full load speed : 3520 rpm  
 Slip : 2.22 %  
 Voltage : 208-230/460 V  
 Rated current : 4.14-3.74/1.87 A  
 Locked rotor current : 34.0/17.0 A  
 Locked rotor current (I<sub>L</sub>/I<sub>n</sub>) : 9.1  
 No-load current : 1.72/0.859 A  
 Full load torque : 2.21 lb.ft  
 Locked rotor torque : 230 %  
 Breakdown torque : 300 %  
 Design : B  
 Insulation class : F  
 Temperature rise : 80 K  
 Locked rotor time : 17 s (hot)  
 Service factor : 1.15  
 Duty cycle : S1  
 Ambient temperature : -20°C - +40°C  
 Altitude : 1000 m  
 Degree of Protection : IP55  
 Approximate weight : 34 lb  
 Moment of inertia : 0.10228 sq.ft.lb  
 Noise level : 68 dB(A)

	D.E.	N.D.E.
Bearings	6204 ZZ	6202 ZZ
Regreasing interval	---	---
Grease amount	---	---

Load	Power factor	Efficiency (%)
100%	0.88	84.0
75%	0.82	82.5
50%	0.71	80.0

Notes:  
 Downloaded from <http://dealerselectric.com>  
 Generated for Model #00156ET3E56-S

Performed by

Checked



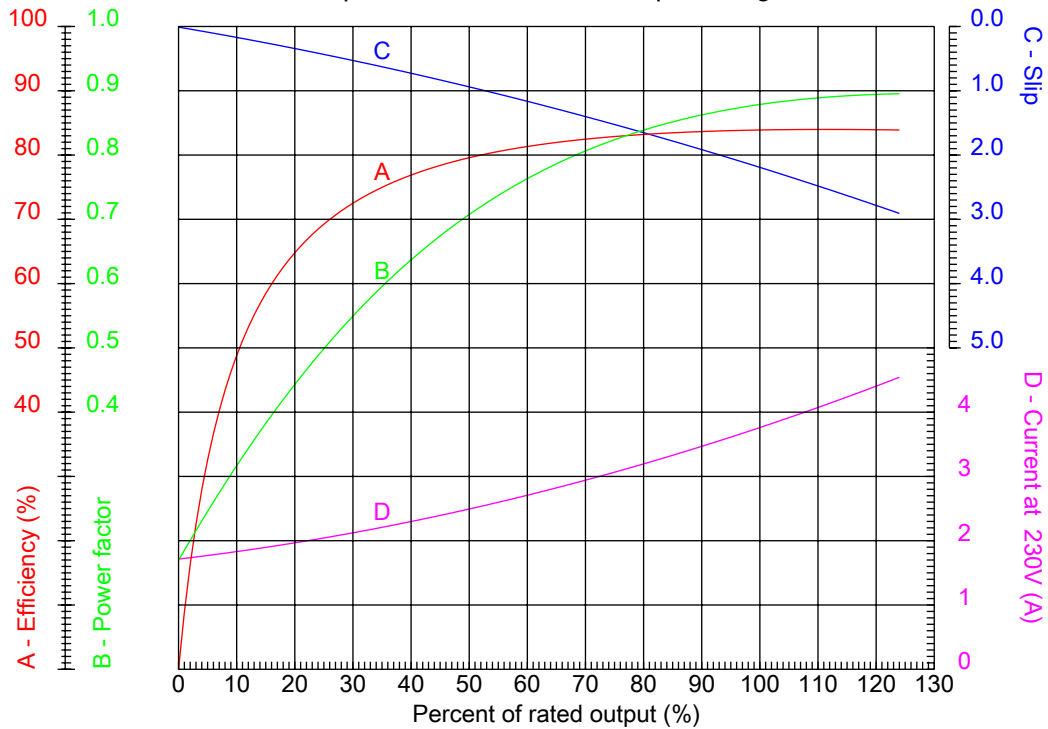
# Dealers Industrial Equipment

No.:

Date: 12-SEP-2016

## PERFORMANCE CURVES RELATED TO RATED OUTPUT

Three-phase induction motor - Squirrel cage rotor



Customer :  
Product line : Three-Phase: W01 (Rolled Steel) - TEFC - Premium Efficiency (DOE)

Frame	: 56	Locked rotor current (I <sub>L</sub> /I <sub>n</sub> )	: 9.1
Output	: 1.5 HP	Duty cycle	: S1
Frequency	: 60 Hz	Service factor	: 1.15
Full load speed	: 3520 rpm	Design	: B
Voltage	: 208-230/460 V	Locked rotor torque	: 230 %
Rated current	: 4.14-3.74/1.87 A	Breakdown torque	: 300 %
Insulation class	: F		

Notes:  
Downloaded from <http://dealerselectric.com>  
Generated for Model #00156ET3E56-S

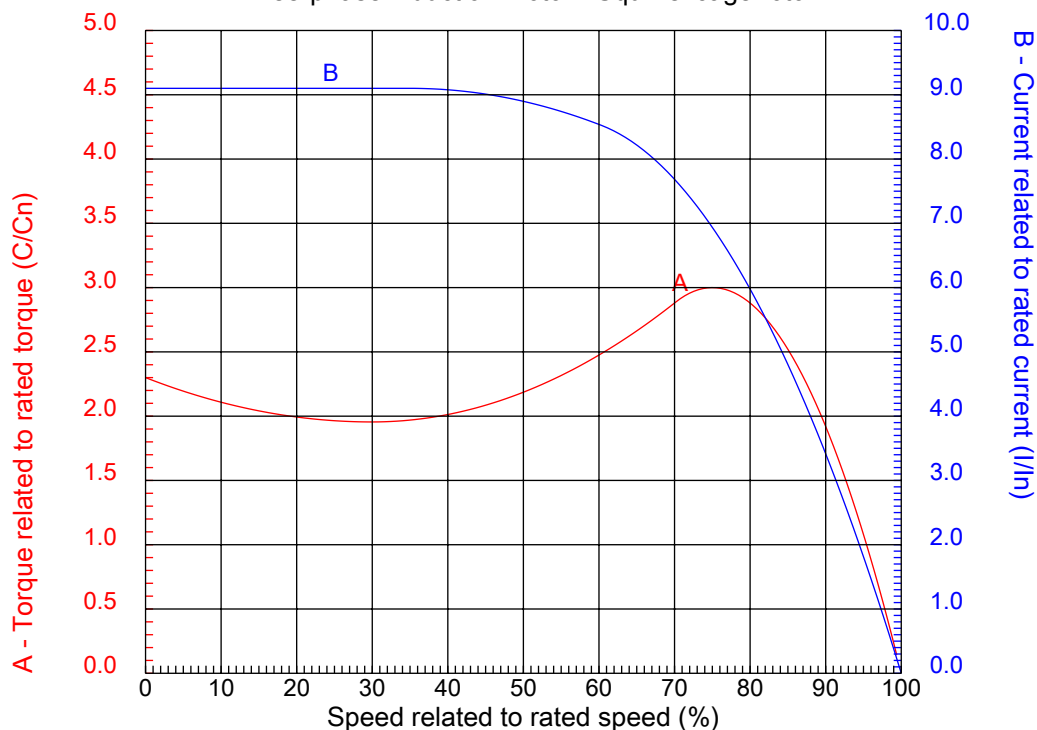
Performed by

Checked



## CHARACTERISTIC CURVES RELATED TO SPEED

Three-phase induction motor - Squirrel cage rotor



Customer :  
Product line : Three-Phase: W01 (Rolled Steel) - TEFC - Premium Efficiency (DOE)

Frame	: 56	Locked rotor current (I <sub>l</sub> /I <sub>n</sub> )	: 9.1
Output	: 1.5 HP	Duty cycle	: S1
Frequency	: 60 Hz	Service factor	: 1.15
Full load speed	: 3520 rpm	Design	: B
Voltage	: 208-230/460 V	Locked rotor torque	: 230 %
Rated current	: 4.14-3.74/1.87 A	Breakdown torque	: 300 %
Insulation class	: F		

Notes:  
Downloaded from <http://dealerselectric.com>  
Generated for Model #00156ET3E56-S

Performed by

Checked

1 2 3 4 5 6 7 8

A

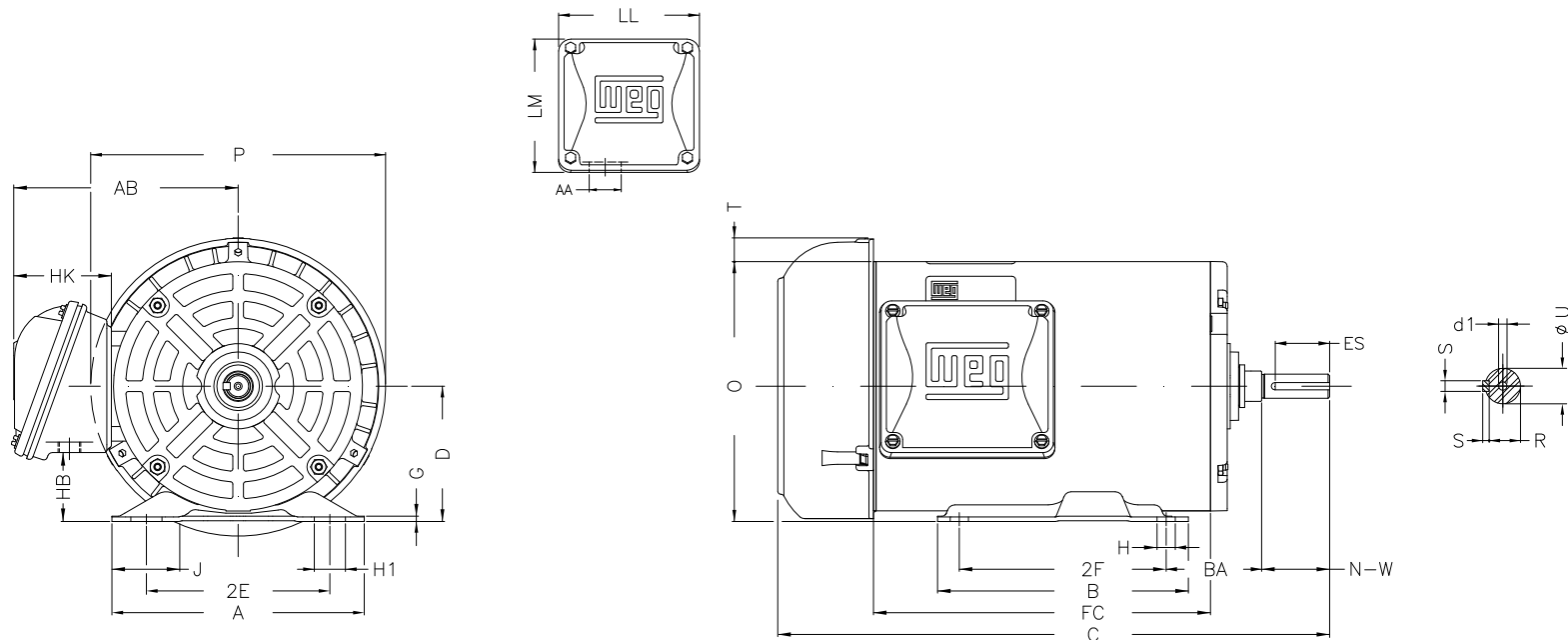
B

C

D

E

F



Notes: Downloaded from <http://dealerselectric.com>  
Generated for Model #00156ET3E56-S

Performed by:

Checked:

Customer:

Three-Phase: W01 (Rolled Steel) - TEFC - Premium Efficiency (DOE)

Three-phase induction motor  
Frame 56 - IP55

12-SEP-2016



P	AB	J	2E	A
7.638	5.882	1.732	4.874	6.535
H	G	HB	HK	T
0.343	0.120	1.783	2.638	0.603
O	FC	2F	B	C
6.724	7.480	3.000	4.016	13.109
BA	N-W	ES	d1	S
2.750	1.874	1.417	A 3,15	0.187
U	AA	depth	R	LL
0.625	0.881"	0.187	0.517	4.543
LM	BB	D		
4.106	0.603	3.500		