



Dealers Industrial Equipment

No.:

Date: 12-SEP-2016

Customer :

TECHNICAL PROPOSAL

Three-phase induction motor - Squirrel cage rotor

Product line : Three-Phase : NEMA 56 Frames - TEFC

Catalog Number : 00136ES3EB56CFL

List Price : \$361

Notes:

Downloaded from <http://dealerselectric.com>

Generated for Model #00136ES3EB56CFL

Performed by:

Checked:



Dealers Industrial Equipment

No.:

Date: 12-SEP-2016

DATA SHEET Three-phase induction motor - Squirrel cage rotor

Customer :
Product line : Three-Phase : NEMA 56 Frames - TEFC

Frame : B56
Output : 1 HP
Frequency : 60 Hz
Poles : 2
Full load speed : 3470 rpm
Slip : 3.61 %
Voltage : 208-230/460 V
Rated current : 3.00-2.90/1.45 A
Locked rotor current : 25.5/12.8 A
Locked rotor current (I_L/I_n) : 8.8
No-load current : 1.60/0.800 A
Full load torque : 1.49 lb.ft
Locked rotor torque : 410 %
Breakdown torque : 370 %
Design : A
Insulation class : F
Temperature rise : 80 K
Locked rotor time : 10 s (hot)
Service factor : 1.15 (1.00 at 208V)
Duty cycle : S1
Ambient temperature : -20°C - +40°C
Altitude : 1000 m
Degree of Protection : IP55
Approximate weight : 29 lb
Moment of inertia : 0.04319 sq.ft.lb
Noise level : ---

	D.E.	N.D.E.
Bearings	6203 ZZ	6202 ZZ
Regreasing interval	---	---
Grease amount	---	---

Load	Power factor	Efficiency (%)
100%	0.83	77.5
75%	0.77	75.0
50%	0.66	70.0

Notes:
Downloaded from <http://dealerselectric.com>
Generated for Model #00136ES3EB56CFL

Performed by

Checked



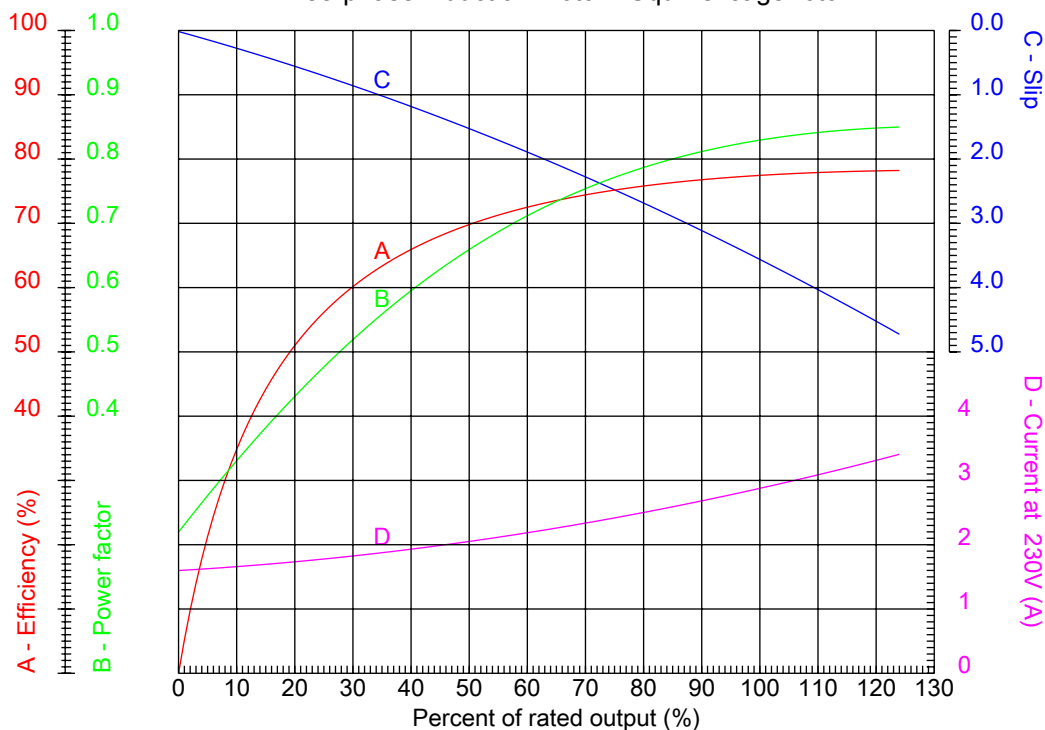
Dealers Industrial Equipment

No.:

Date: 12-SEP-2016

PERFORMANCE CURVES RELATED TO RATED OUTPUT

Three-phase induction motor - Squirrel cage rotor



Customer :
 Product line : Three-Phase : NEMA 56 Frames - TEFC

Frame	: B56	Locked rotor current (I _L /I _n)	: 8.8
Output	: 1 HP	Duty cycle	: S1
Frequency	: 60 Hz	Service factor	: 1.15 (1.00 at 208V)
Full load speed	: 3470 rpm	Design	: A
Voltage	: 208-230/460 V	Locked rotor torque	: 410 %
Rated current	: 3.00-2.90/1.45 A	Breakdown torque	: 370 %
Insulation class	: F		

Notes:
 Downloaded from <http://dealerselectric.com>
 Generated for Model #00136ES3EB56CFL

Performed by

Checked



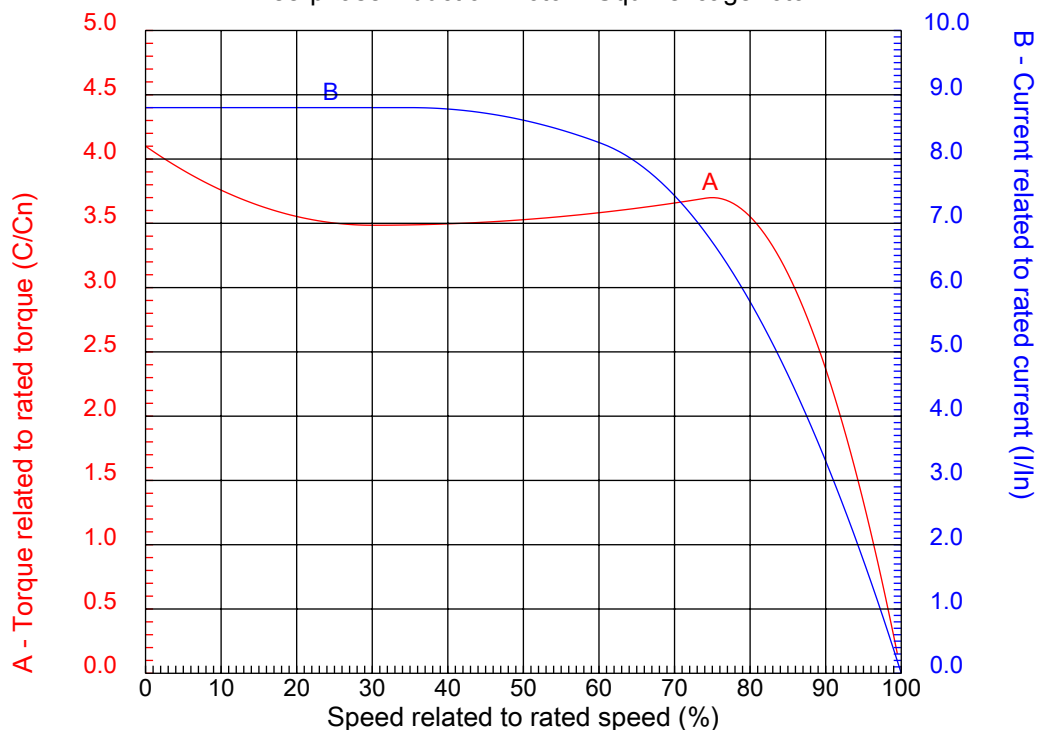
Dealers Industrial Equipment

No.:

Date: 12-SEP-2016

CHARACTERISTIC CURVES RELATED TO SPEED

Three-phase induction motor - Squirrel cage rotor



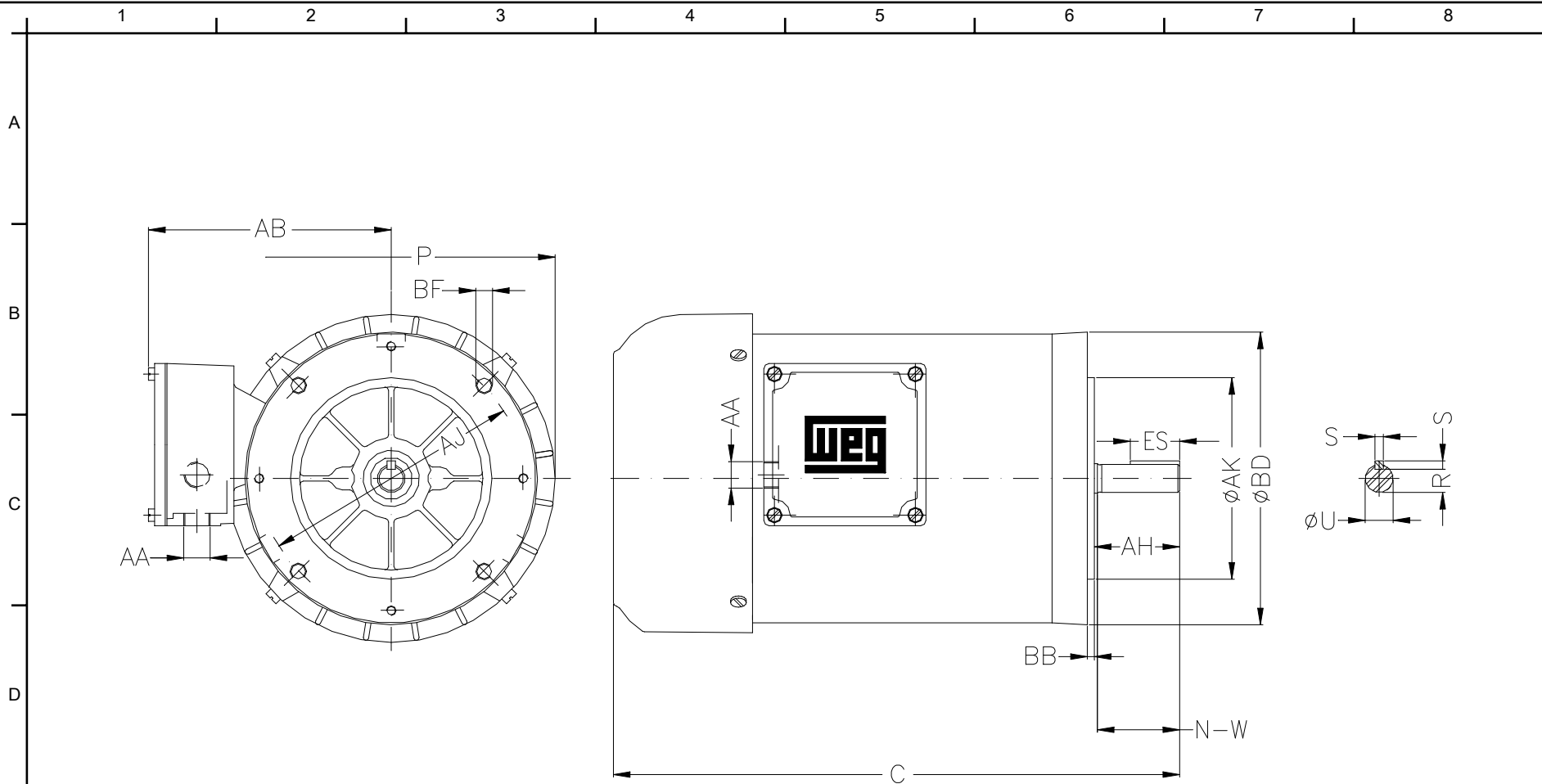
Customer :
Product line : Three-Phase : NEMA 56 Frames - TEFC

Frame	: B56	Locked rotor current (I _l /I _n)	: 8.8
Output	: 1 HP	Duty cycle	: S1
Frequency	: 60 Hz	Service factor	: 1.15 (1.00 at 208V)
Full load speed	: 3470 rpm	Design	: A
Voltage	: 208-230/460 V	Locked rotor torque	: 410 %
Rated current	: 3.00-2.90/1.45 A	Breakdown torque	: 370 %
Insulation class	: F		

Notes:
Downloaded from <http://dealerselectric.com>
Generated for Model #00136ES3EB56CFL

Performed by

Checked



Notes: Downloaded from <http://dealerselectric.com>
 Generated for Model #00136ES3EB56CFL

Performed by:

Checked:

Customer:

Three-Phase : NEMA 56 Frames - TEFC

C	P	S	ES	R
11.102	7.323	0.187	1.102	0.517
N-W	U	AB	AA	Flange
1.874	0.6250	5.433	2xNPT 1/2"	FC-149
AJ	AK	BD	BF	BB
5.874	4.500	6.535	UNC 3/8"x16-2B	0.157
AH				
2.063				

Three-phase induction motor
 Frame B56 - IP55

12-SEP-2016



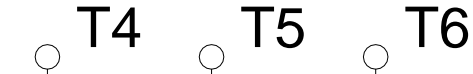
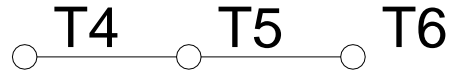
1 2 3 4 5 6 7 8

A

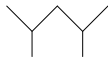
LOW VOLTAGE

HIGH VOLTAGE

B



C



D

E

F

Notes: Downloaded from <http://dealerselectric.com>
 Generated for Model #00136ES3EB56CFL

Performed by:

Checked:

Customer:

Three-Phase : NEMA 56 Frames - TEFC

Three-phase induction motor
 Frame B56 - IP55

12-SEP-2016

