



Dealers Industrial Equipment

No.:

Date: 12-SEP-2016

Customer :

TECHNICAL PROPOSAL

Three-phase induction motor - Squirrel cage rotor

Product line : W22 Brake Motor - NEMA Premium Efficiency

Catalog Number : 00118ET3HBM143T-W22

List Price : \$1,494

Notes:

Downloaded from <http://dealerselectric.com>

Generated for Model #00118ET3HBM143T-W22

Performed by:

Checked:



Dealers Industrial Equipment

No.:

Date: 12-SEP-2016

DATA SHEET Three-phase induction motor - Squirrel cage rotor

Customer :
 Product line : W22 Brake Motor - NEMA Premium Efficiency

Frame : 143/5T
 Output : 1 HP
 Frequency : 60 Hz
 Poles : 4
 Full load speed : 1760 rpm
 Slip : 2.22 %
 Voltage : 575 V
 Rated current : 1.18 A
 Locked rotor current : 9.88 A
 Locked rotor current (I_L/I_n) : 8.4
 No-load current : 0.752 A
 Full load torque : 2.94 lb.ft
 Locked rotor torque : 320 %
 Breakdown torque : 350 %
 Design : B
 Insulation class : F
 Temperature rise : 80 K
 Locked rotor time : 18 s (hot)
 Service factor : 1.25
 Duty cycle : S1
 Ambient temperature : -20°C - +40°C
 Altitude : 1000 m
 Degree of Protection : IP55
 Approximate weight : 46 lb
 Moment of inertia : 0.11723 sq.ft.lb
 Noise level : 51 dB(A)

	D.E.	N.D.E.
Bearings	6205 ZZ	6204 ZZ
Regreasing interval	---	---
Grease amount	---	---

Load	Power factor	Efficiency (%)
100%	0.75	85.5
75%	0.68	84.0
50%	0.55	80.0

Notes:
 Downloaded from <http://dealerselectric.com>
 Generated for Model #00118ET3HBM143T-W22

Performed by

Checked



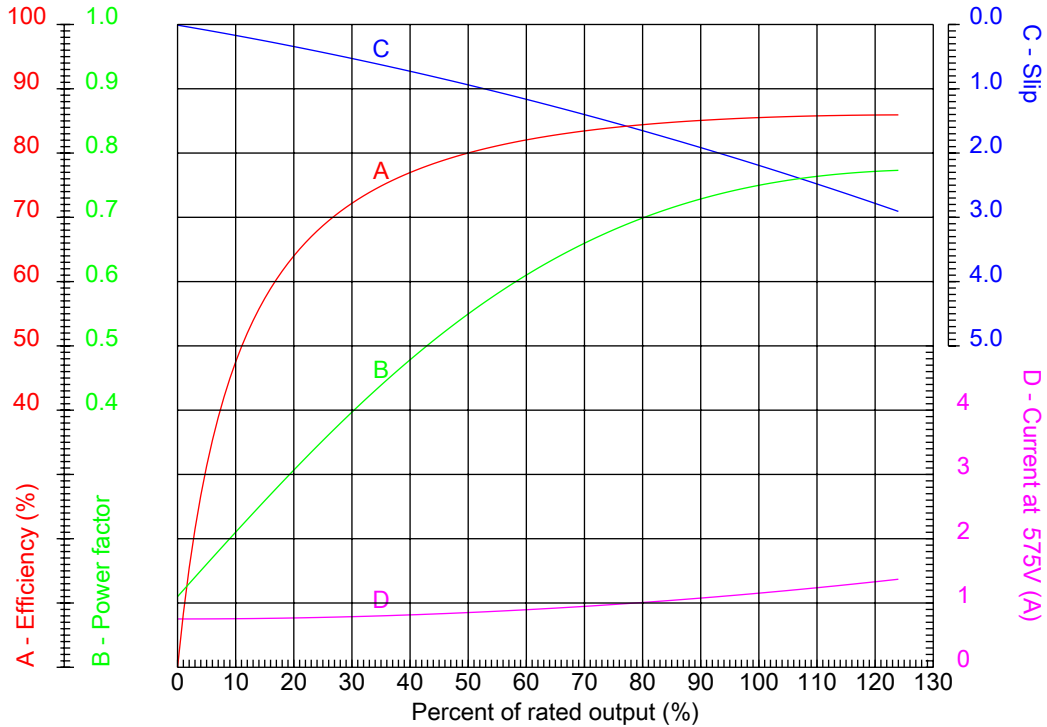
Dealers Industrial Equipment

No.:

Date: 12-SEP-2016

PERFORMANCE CURVES RELATED TO RATED OUTPUT

Three-phase induction motor - Squirrel cage rotor



Customer :
Product line : W22 Brake Motor - NEMA Premium Efficiency

Frame	: 143/5T	Locked rotor current (I _l /I _n)	: 8.4
Output	: 1 HP	Duty cycle	: S1
Frequency	: 60 Hz	Service factor	: 1.25
Full load speed	: 1760 rpm	Design	: B
Voltage	: 575 V	Locked rotor torque	: 320 %
Rated current	: 1.18 A	Breakdown torque	: 350 %
Insulation class	: F		

Notes:
Downloaded from <http://dealerselectric.com>
Generated for Model #00118ET3HBM143T-W22

Performed by

Checked



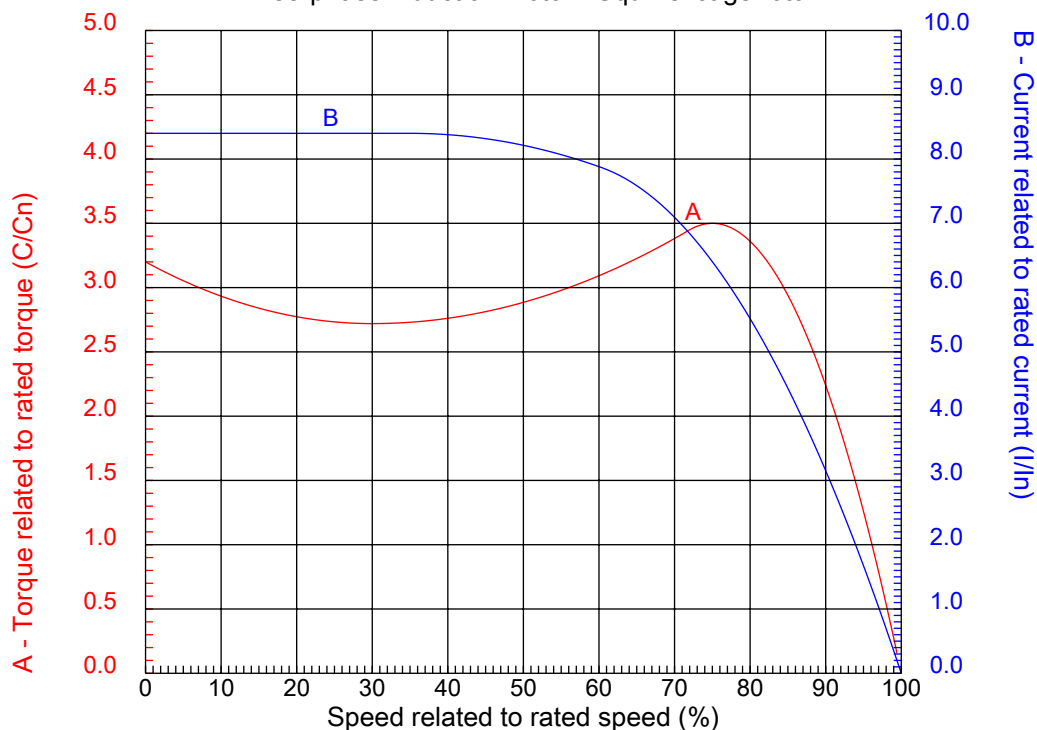
Dealers Industrial Equipment

No.:

Date: 12-SEP-2016

CHARACTERISTIC CURVES RELATED TO SPEED

Three-phase induction motor - Squirrel cage rotor



Customer :
Product line : W22 Brake Motor - NEMA Premium Efficiency

Frame	: 143/5T	Locked rotor current (I _l /I _n)	: 8.4
Output	: 1 HP	Duty cycle	: S1
Frequency	: 60 Hz	Service factor	: 1.25
Full load speed	: 1760 rpm	Design	: B
Voltage	: 575 V	Locked rotor torque	: 320 %
Rated current	: 1.18 A	Breakdown torque	: 350 %
Insulation class	: F		

Notes:
Downloaded from <http://dealerselectric.com>
Generated for Model #00118ET3HBM143T-W22

Performed by

Checked

1 2 3 4 5 6 7 8

A

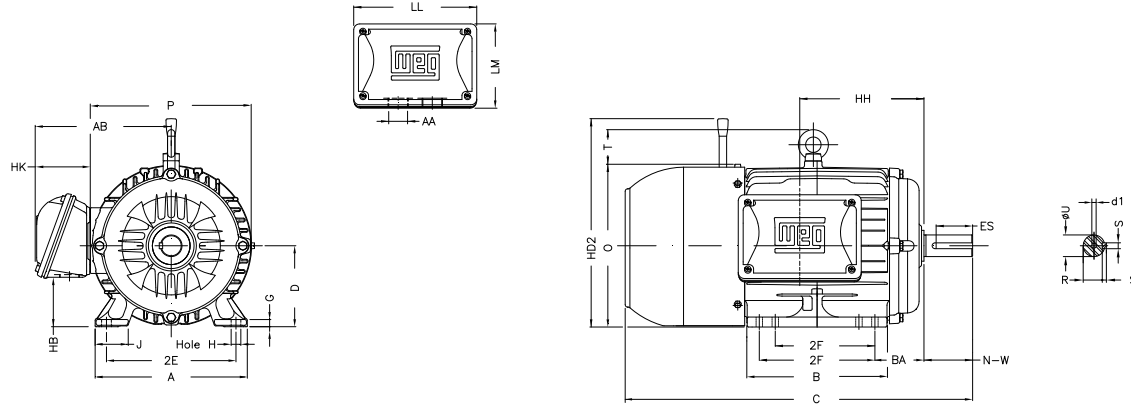
B

C

D

E

F



Notes: Downloaded from <http://dealerselectric.com>
Generated for Model #00118ET3HBM143T-W22

Performed by:

Checked:

Customer:

W22 Brake Motor - NEMA Premium Efficiency

Three-phase induction motor
Frame 143/5T - IP55

12-SEP-2016



2E 5.500	J 1.437	A 6.457	P 7.047	AB 6.263
2F 4.000/5.000	B 6.142	BA 2.250	U 0.875	N-W 2.250
ES 1.575	S 0.187	R 0.771	D 3.500	G 0.354
HB 1.727	O 7.122	HF 3.500	HH 4.750	HK 2.733
H 0.344	C 16.231	LL 5.961	LM 4.215	AA NPT 3/4"
HD' 5.154	d1 A 4	HD2 8.697	T 0.000	

1 2 3 4 5 6 7 8

A
B
C
D
E
F

RUN



ONLY FOR START



Notes: Downloaded from http://dealerselectric.com Generated for Model #00118ET3HBM143T-W22		
Performed by:		
Checked:		
Customer:		
W22 Brake Motor - NEMA Premium Efficiency		
Three-phase induction motor Frame 143/5T - IP55	12-SEP-2016	