



# Dealers Industrial Equipment

No.:

Date: 12-SEP-2016

Customer :

## TECHNICAL PROPOSAL

### Three-phase induction motor - Squirrel cage rotor

Product line : W22 Brake Motor - NEMA Premium Efficiency

Catalog Number : 00118ET3EBMQ143TC-W2

List Price : \$1,682

#### Notes:

Downloaded from <http://dealerselectric.com>

Generated for Model #00118ET3EBMQ143TC-W2

Performed by:

Checked:



# Dealers Industrial Equipment

No.:

Date: 12-SEP-2016

## DATA SHEET Three-phase induction motor - Squirrel cage rotor

Customer :  
 Product line : W22 Brake Motor - NEMA Premium Efficiency

Frame : 143/5T  
 Output : 1 HP  
 Frequency : 60 Hz  
 Poles : 4  
 Full load speed : 1760 rpm  
 Slip : 2.22 %  
 Voltage : 208-230/460 V  
 Rated current : 3.07-2.94/1.47 A  
 Locked rotor current : 24.7/12.3 A  
 Locked rotor current (I<sub>L</sub>/I<sub>n</sub>) : 8.4  
 No-load current : 1.88/0.940 A  
 Full load torque : 2.94 lb.ft  
 Locked rotor torque : 320 %  
 Breakdown torque : 350 %  
 Design : B  
 Insulation class : F  
 Temperature rise : 80 K  
 Locked rotor time : 18 s (hot)  
 Service factor : 1.25  
 Duty cycle : S1  
 Ambient temperature : -20°C - +40°C  
 Altitude : 1000 m  
 Degree of Protection : IP55  
 Approximate weight : 46 lb  
 Moment of inertia : 0.11723 sq.ft.lb  
 Noise level : 51 dB(A)

	D.E.	N.D.E.
Bearings	6205 ZZ	6204 ZZ
Regreasing interval	---	---
Grease amount	---	---

Load	Power factor	Efficiency (%)
100%	0.75	85.5
75%	0.68	84.0
50%	0.55	80.0

Notes:  
 Downloaded from <http://dealerselectric.com>  
 Generated for Model #00118ET3EBMQ143TC-W2

Performed by

Checked



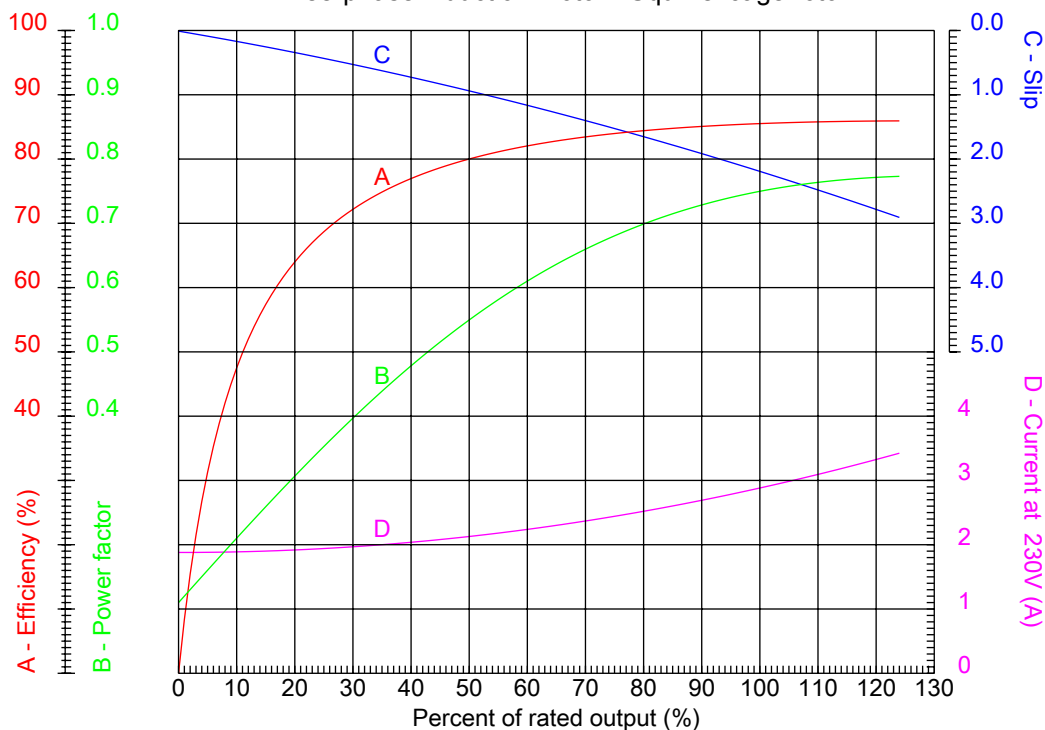
# Dealers Industrial Equipment

No.:

Date: 12-SEP-2016

## PERFORMANCE CURVES RELATED TO RATED OUTPUT

Three-phase induction motor - Squirrel cage rotor



Customer :  
 Product line : W22 Brake Motor - NEMA Premium Efficiency

Frame	: 143/5T	Locked rotor current (I <sub>l</sub> /I <sub>n</sub> )	: 8.4
Output	: 1 HP	Duty cycle	: S1
Frequency	: 60 Hz	Service factor	: 1.25
Full load speed	: 1760 rpm	Design	: B
Voltage	: 208-230/460 V	Locked rotor torque	: 320 %
Rated current	: 3.07-2.94/1.47 A	Breakdown torque	: 350 %
Insulation class	: F		

Notes:  
 Downloaded from <http://dealerselectric.com>  
 Generated for Model #00118ET3EBMQ143TC-W2

Performed by

Checked



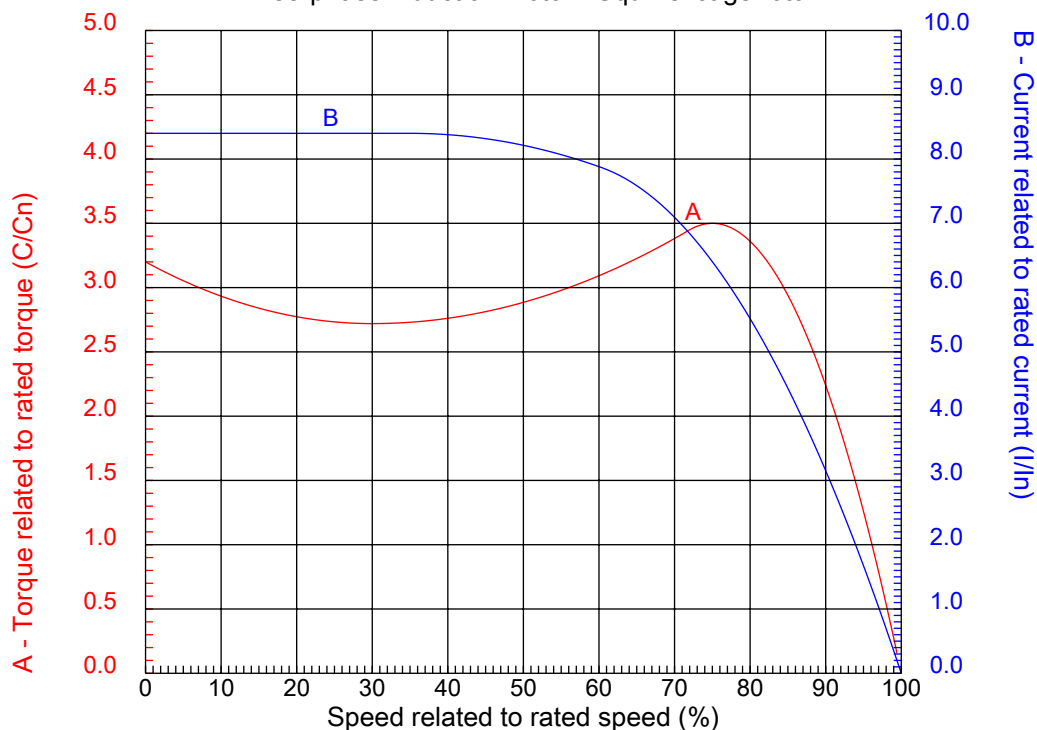
# Dealers Industrial Equipment

No.:

Date: 12-SEP-2016

## CHARACTERISTIC CURVES RELATED TO SPEED

Three-phase induction motor - Squirrel cage rotor



Customer :  
Product line : W22 Brake Motor - NEMA Premium Efficiency

Frame	: 143/5T	Locked rotor current (I <sub>l</sub> /I <sub>h</sub> )	: 8.4
Output	: 1 HP	Duty cycle	: S1
Frequency	: 60 Hz	Service factor	: 1.25
Full load speed	: 1760 rpm	Design	: B
Voltage	: 208-230/460 V	Locked rotor torque	: 320 %
Rated current	: 3.07-2.94/1.47 A	Breakdown torque	: 350 %
Insulation class	: F		

Notes:  
Downloaded from <http://dealerselectric.com>  
Generated for Model #00118ET3EBMQ143TC-W2

Performed by

Checked

1 2 3 4 5 6 7 8

A

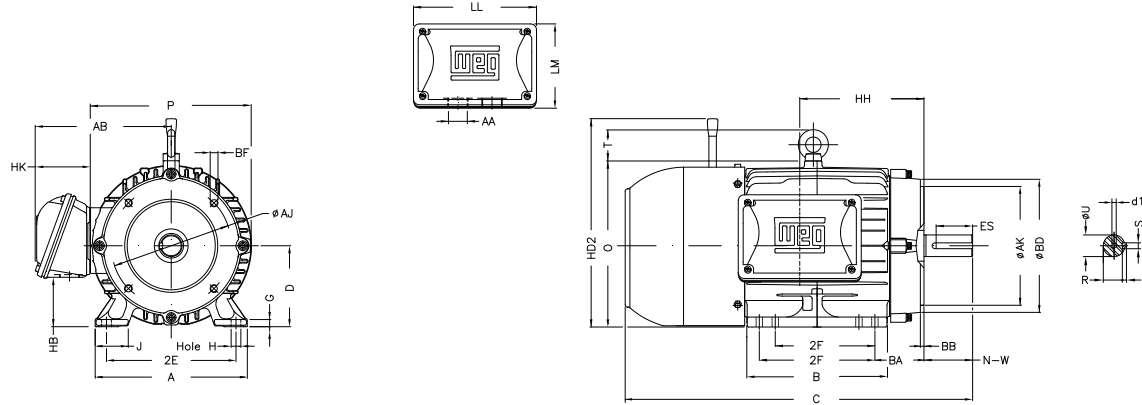
B

C

D

E

F



Notes: Downloaded from <http://dealerselectric.com>  
Generated for Model #00118ET3EBMQ143TC-W2

2E	J	A	P	AB
5.500	1.437	6.457	7.047	6.263
2F	B	BA	U	N-W
4.000/5.000	6.142	2.250	0.875	2.250
ES	S	R	D	G
1.575	0.187	0.771	3.500	0.354
HB	O	HF	HH	HK
1.727	7.122	3.500	4.750	2.733
H	C	LL	LM	AA
0.344	16.231	5.961	4.215	NPT 3/4"
HD'	d1	HD2	T	Flange
5.154	A 4	8.697	0.000	FC-149
AJ	AK	BD	BF	BB
5.875	4.500	6.500	UNC 3/8"x16	0.156
BC	AH			
0.125	2.125			

Performed by:

Checked:

Customer:

W22 Brake Motor - NEMA Premium Efficiency

Three-phase induction motor  
Frame 143/5T - IP55

12-SEP-2016



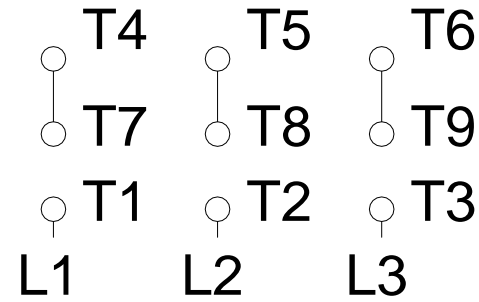
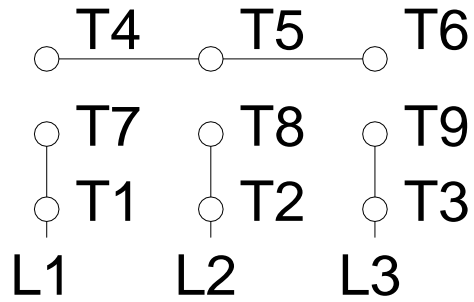
1 2 3 4 5 6 7 8

A

### LOW VOLTAGE

### HIGH VOLTAGE

B



C



D

E

F

Notes: Downloaded from <http://dealerselectric.com>  
 Generated for Model #00118ET3EBMQ143TC-W2

Performed by:

Checked:

Customer:

W22 Brake Motor - NEMA Premium Efficiency

Three-phase induction motor  
 Frame 143/5T - IP55

12-SEP-2016

