



Dealers Industrial Equipment

No.:

Date: 12-SEP-2016

Customer :

TECHNICAL PROPOSAL

Three-phase induction motor - Squirrel cage rotor

Product line : Three-Phase : NEMA 56 Frames - TEFC

Catalog Number : 00118ES3ED56CFL

List Price : \$345

Notes:

Downloaded from <http://dealerselectric.com>

Generated for Model #00118ES3ED56CFL

Performed by:

Checked:



Dealers Industrial Equipment

No.:

Date: 12-SEP-2016

DATA SHEET Three-phase induction motor - Squirrel cage rotor

Customer :
Product line : Three-Phase : NEMA 56 Frames - TEFC

Frame : D56
Output : 1 HP
Frequency : 60 Hz
Poles : 4
Full load speed : 1750 rpm
Slip : 2.78 %
Voltage : 208-230/460 V
Rated current : 3.25-3.10/1.55 A
Locked rotor current : 25.7/12.9 A
Locked rotor current (I_L/I_n) : 8.3
No-load current : 2.00/1.00 A
Full load torque : 2.96 lb.ft
Locked rotor torque : 300 %
Breakdown torque : 380 %
Design : A
Insulation class : F
Temperature rise : 80 K
Locked rotor time : 10 s (hot)
Service factor : 1.15 (1.00 at 208V)
Duty cycle : S1
Ambient temperature : -20°C - +40°C
Altitude : 1000 m
Degree of Protection : IP55
Approximate weight : 35 lb
Moment of inertia : 0.14191 sq.ft.lb
Noise level : ---

	D.E.	N.D.E.
Bearings	6204 ZZ	6202 ZZ
Regreasing interval	---	---
Grease amount	---	---

Load	Power factor	Efficiency (%)
100%	0.75	80.5
75%	0.68	79.0
50%	0.54	74.0

Notes:
Downloaded from <http://dealerselectric.com>
Generated for Model #00118ES3ED56CFL

Performed by

Checked



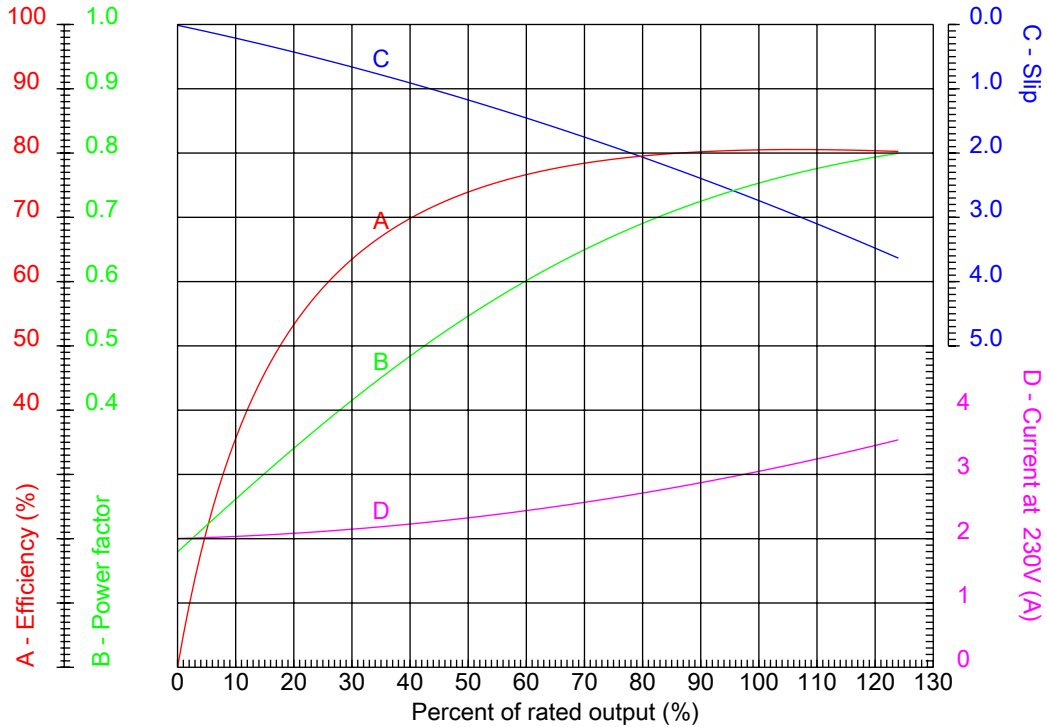
Dealers Industrial Equipment

No.:

Date: 12-SEP-2016

PERFORMANCE CURVES RELATED TO RATED OUTPUT

Three-phase induction motor - Squirrel cage rotor



Customer :
 Product line : Three-Phase : NEMA 56 Frames - TEFC

Frame : D56	Locked rotor current (I _L /I _n) : 8.3
Output : 1 HP	Duty cycle : S1
Frequency : 60 Hz	Service factor : 1.15 (1.00 at 208V)
Full load speed : 1750 rpm	Design : A
Voltage : 208-230/460 V	Locked rotor torque : 300 %
Rated current : 3.25-3.10/1.55 A	Breakdown torque : 380 %
Insulation class : F	

Notes:
 Downloaded from <http://dealerselectric.com>
 Generated for Model #00118ES3ED56CFL

Performed by

Checked



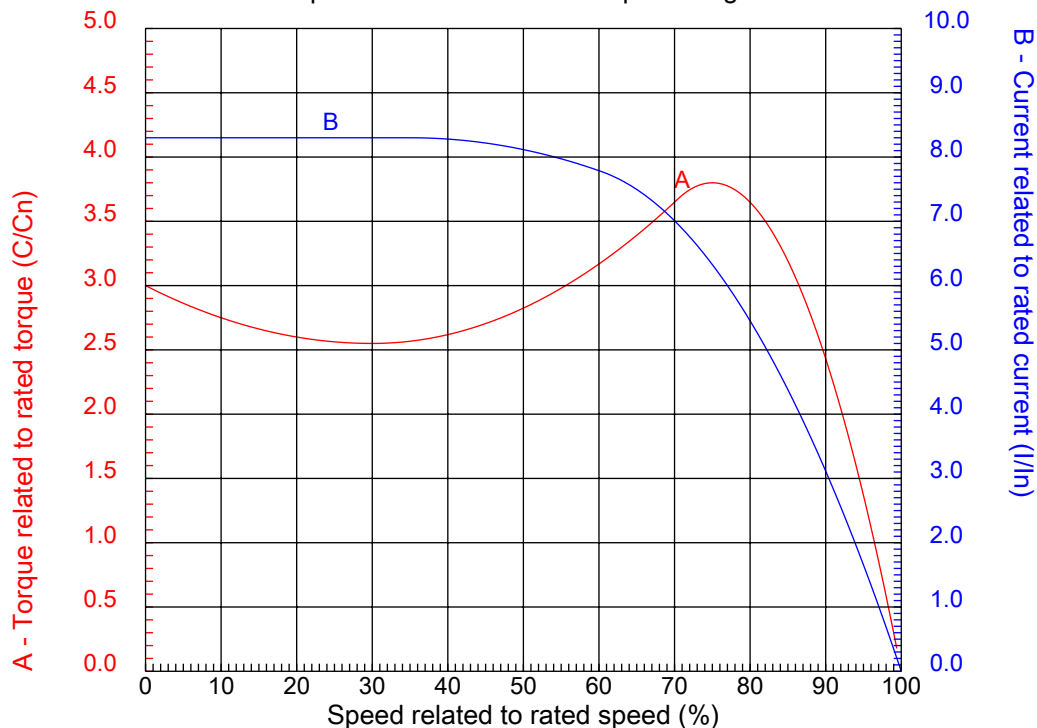
Dealers Industrial Equipment

No.:

Date: 12-SEP-2016

CHARACTERISTIC CURVES RELATED TO SPEED

Three-phase induction motor - Squirrel cage rotor



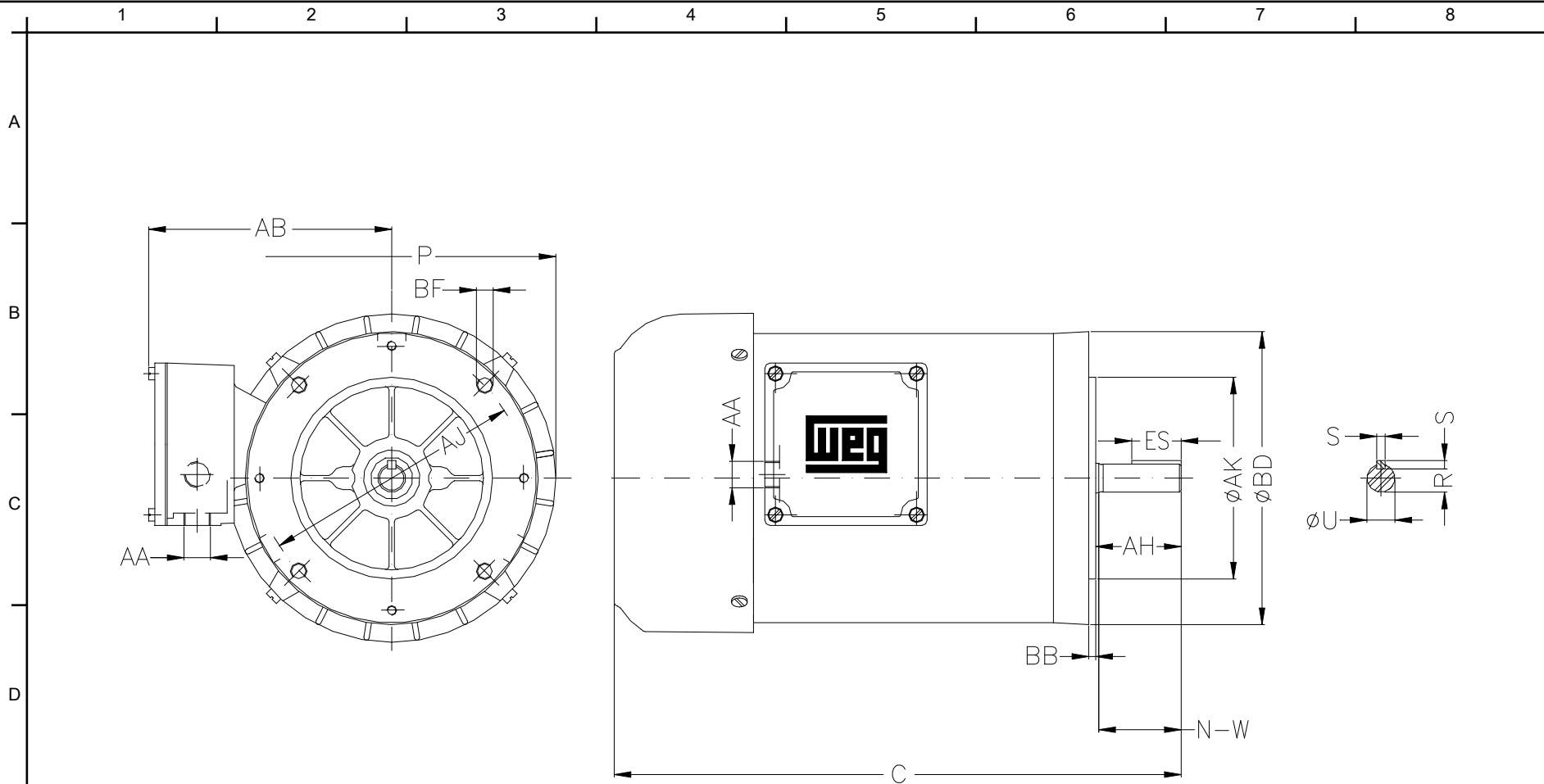
Customer :
Product line : Three-Phase : NEMA 56 Frames - TEFC

Frame	: D56	Locked rotor current (I _l /I _n)	: 8.3
Output	: 1 HP	Duty cycle	: S1
Frequency	: 60 Hz	Service factor	: 1.15 (1.00 at 208V)
Full load speed	: 1750 rpm	Design	: A
Voltage	: 208-230/460 V	Locked rotor torque	: 300 %
Rated current	: 3.25-3.10/1.55 A	Breakdown torque	: 380 %
Insulation class	: F		

Notes:
Downloaded from <http://dealerselectric.com>
Generated for Model #00118ES3ED56CFL

Performed by

Checked



Notes: Downloaded from <http://dealerselectric.com>
 Generated for Model #00118ES3ED56CFL

Performed by:

Checked:

Customer:

Three-Phase : NEMA 56 Frames - TEFC

C	P	S	ES	R
12.283	7.323	0.187	1.102	0.517
N-W	U	AB	AA	Flange
1.874	0.6250	5.433	2XNPT 1/2"	FC-149
AJ	AK	BD	BF	BB
5.874	4.500	6.535	UNC 3/8"x16-2B	0.157
BC	AH			
---	2.063			

Three-phase induction motor
 Frame D56 - IP55

12-SEP-2016



1 2 3 4 5 6 7 8

A

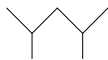
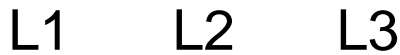
LOW VOLTAGE

HIGH VOLTAGE

B



C



D

E

F

Notes: Downloaded from <http://dealerselectric.com>
 Generated for Model #00118ES3ED56CFL

Performed by:

Checked:

Customer:

Three-Phase : NEMA 56 Frames - TEFC

Three-phase induction motor
 Frame D56 - IP55

12-SEP-2016

