



Dealers Industrial Equipment

No.:

Date: 12-SEP-2016

Customer :

TECHNICAL PROPOSAL

Single-phase induction motor - Squirrel cage rotor

Product line : Single Phase: W01 (Rolled Steel) - ODP - Premium Efficiency (DOE)

Catalog Number : .7536OT1B56-S

List Price : \$320

Notes:

Downloaded from <http://dealerselectric.com>

Generated for Model #.7536OT1B56-S

Performed by:

Checked:



Dealers Industrial Equipment

No.:

Date: 12-SEP-2016

DATA SHEET Single-phase induction motor - Squirrel cage rotor

Customer :
 Product line : Single Phase: W01 (Rolled Steel) - ODP - Premium Efficiency (DOE)

Frame : 56
 Output : 0.75 HP
 Frequency : 60 Hz
 Poles : 2
 Full load speed : 3510 rpm
 Slip : 2.50 %
 Voltage : 115/208-230 V
 Rated current : 6.80/3.76-3.40 A
 Locked rotor current : 58.5/29.2 A
 Locked rotor current (I_L/I_n) : 8.6
 No-load current : 2.40/1.20 A
 Full load torque : 1.11 lb.ft
 Locked rotor torque : 300 %
 Breakdown torque : 300 %
 Design : ---
 Insulation class : F
 Temperature rise : 80 K
 Locked rotor time : 18 s (hot)
 Service factor : 1.25
 Duty cycle : S1
 Ambient temperature : -20°C - +40°C
 Altitude : 1000 m
 Degree of Protection : ODP
 Approximate weight : 25 lb
 Moment of inertia : 0.04343 sq.ft.lb
 Noise level : 58 dB(A)

	D.E.	N.D.E.
Bearings	6203 ZZ	6202 ZZ
Regreasing interval	---	---
Grease amount	---	---

Load	Power factor	Efficiency (%)
100%	0.93	76.2
75%	0.92	71.0
50%	0.88	64.0

Notes:
 Downloaded from <http://dealerselectric.com>
 Generated for Model #.7536OT1B56-S

Performed by

Checked



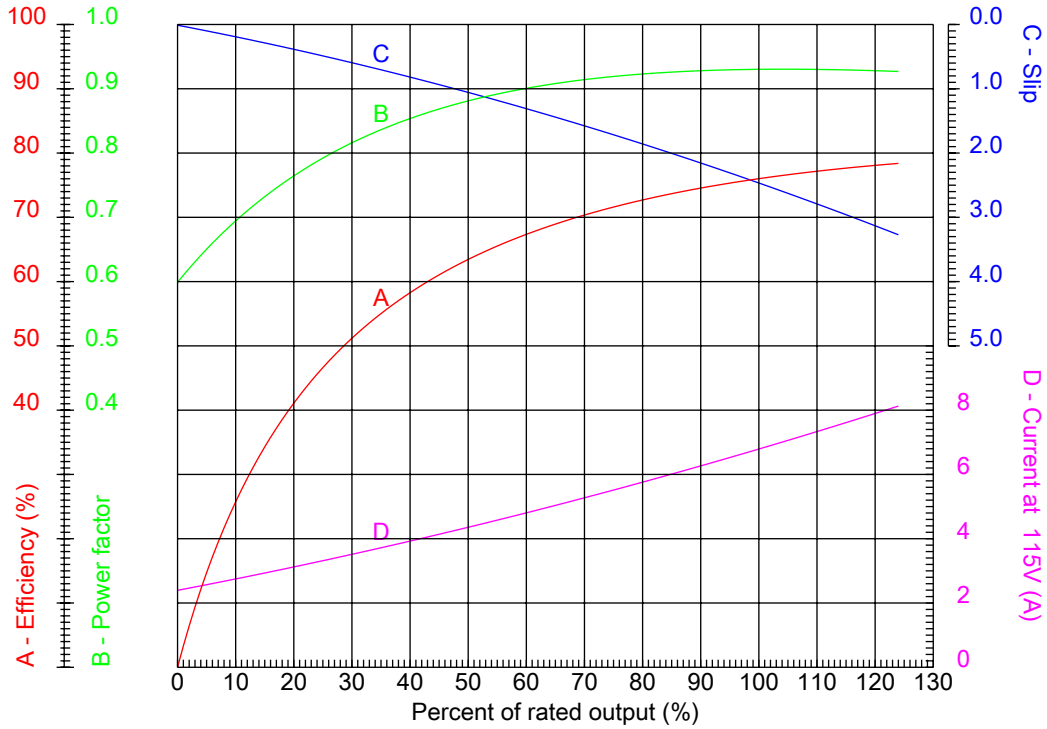
Dealers Industrial Equipment

No.:

Date: 12-SEP-2016

PERFORMANCE CURVES RELATED TO RATED OUTPUT

Single-phase induction motor - Squirrel cage rotor



Customer :
 Product line : Single Phase: W01 (Rolled Steel) - ODP - Premium Efficiency (DOE)

Frame	: 56	Locked rotor current (I _l /I _n)	: 8.6
Output	: 0.75 HP	Duty cycle	: S1
Frequency	: 60 Hz	Service factor	: 1.25
Full load speed	: 3510 rpm	Design	: ---
Voltage	: 115/208-230 V	Locked rotor torque	: 300 %
Rated current	: 6.80/3.76-3.40 A	Breakdown torque	: 300 %
Insulation class	: F		

Notes:
 Downloaded from <http://dealerselectric.com>
 Generated for Model #.7536OT1B56-S

Performed by

Checked

1 2 3 4 5 6 7 8

A

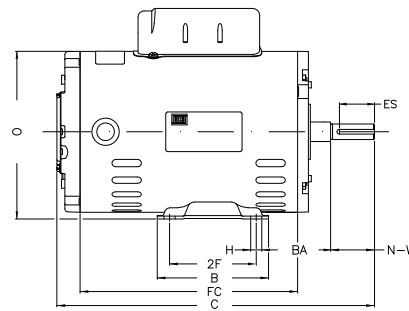
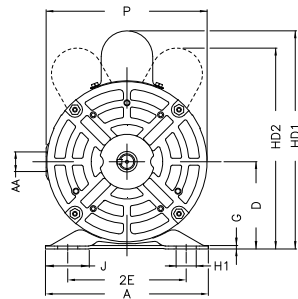
B

C

D

E

F



Notes: Downloaded from <http://dealerselectric.com>
Generated for Model #.7536OT1B56-S

Performed by:

Checked:

Customer:

Single Phase: W01 (Rolled Steel) - ODP - Premium Efficiency (DOE)

Single-phase induction motor
Frame 56 - ODP

12-SEP-2016



P 6.456	J 1.732	2E 4.874	A 6.535	H 0.343
G 0.120	FC 7.874	2F 3.000	B 4.016	C 11.89
BA 2.750	N-W 1.874	ES 1.417	d1 A 3.15	S 0.187
U 0.625	AA NPT 1/2"	depth 0.187	R 0.517	BB 0.004
D 3.500	XO 0.004	HD2 8.150	O 6.724	HC2 4.650