



# Dealers Industrial Equipment

No.:

Date: 12-SEP-2016

Customer :

## TECHNICAL PROPOSAL

### Three-phase induction motor - Squirrel cage rotor

Product line : Three-Phase : NEMA 56 Frames - TEFC

Catalog Number : .7536ES3EB56CFL

List Price : \$311

#### Notes:

Downloaded from <http://dealerselectric.com>

Generated for Model #.7536ES3EB56CFL

Performed by:

Checked:



# Dealers Industrial Equipment

No.:

Date: 12-SEP-2016

## DATA SHEET Three-phase induction motor - Squirrel cage rotor

Customer :  
Product line : Three-Phase : NEMA 56 Frames - TEFC

Frame : B56  
Output : 0.75 HP  
Frequency : 60 Hz  
Poles : 2  
Full load speed : 3470 rpm  
Slip : 3.61 %  
Voltage : 208-230/460 V  
Rated current : 2.40-2.30/1.15 A  
Locked rotor current : 17.7/8.86 A  
Locked rotor current (I<sub>L</sub>/I<sub>n</sub>) : 7.7  
No-load current : 1.30/0.650 A  
Full load torque : 1.12 lb.ft  
Locked rotor torque : 380 %  
Breakdown torque : 400 %  
Design : A  
Insulation class : F  
Temperature rise : 80 K  
Locked rotor time : 10 s (hot)  
Service factor : 1.15 (1.00 at 208V)  
Duty cycle : S1  
Ambient temperature : -20°C - +40°C  
Altitude : 1000 m  
Degree of Protection : IP55  
Approximate weight : 26 lb  
Moment of inertia : 0.03560 sq.ft.lb  
Noise level : ---

	D.E.	N.D.E.
Bearings	6203 ZZ	6202 ZZ
Regreasing interval	---	---
Grease amount	---	---

Load	Power factor	Efficiency (%)
100%	0.81	76.0
75%	0.72	74.0
50%	0.60	68.0

Notes:  
Downloaded from <http://dealerselectric.com>  
Generated for Model #.7536ES3EB56CFL

Performed by

Checked



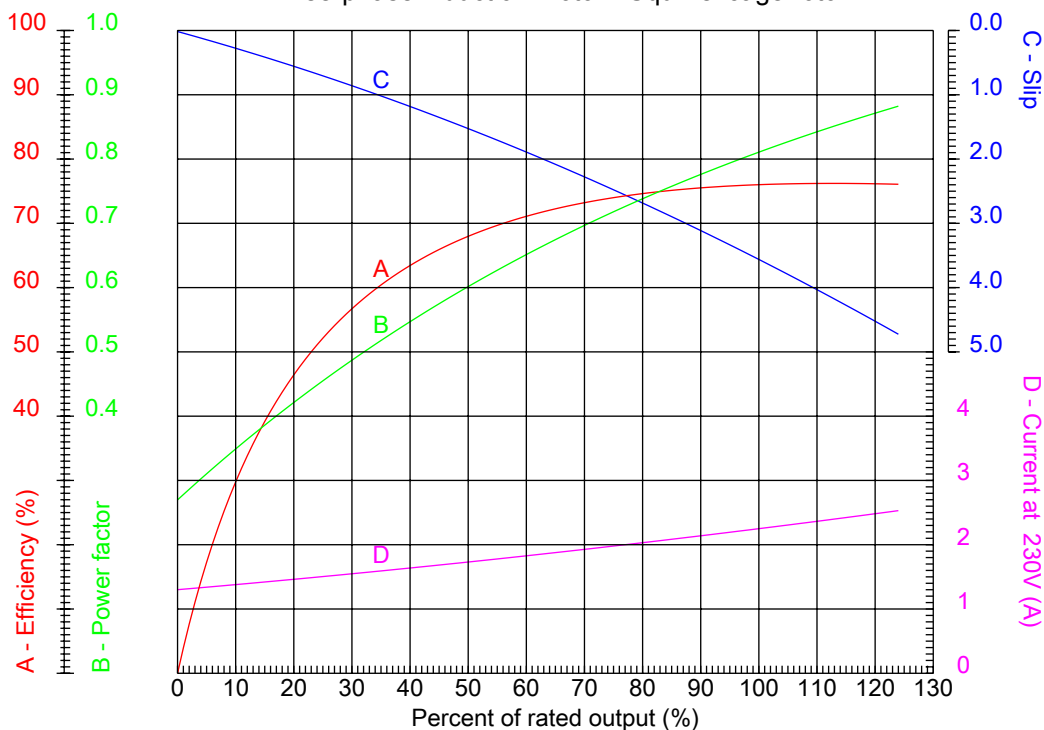
# Dealers Industrial Equipment

No.:

Date: 12-SEP-2016

## PERFORMANCE CURVES RELATED TO RATED OUTPUT

Three-phase induction motor - Squirrel cage rotor



Customer :  
 Product line : Three-Phase : NEMA 56 Frames - TEFC

Frame	: B56	Locked rotor current (I <sub>L</sub> /I <sub>n</sub> )	: 7.7
Output	: 0.75 HP	Duty cycle	: S1
Frequency	: 60 Hz	Service factor	: 1.15 (1.00 at 208V)
Full load speed	: 3470 rpm	Design	: A
Voltage	: 208-230/460 V	Locked rotor torque	: 380 %
Rated current	: 2.40-2.30/1.15 A	Breakdown torque	: 400 %
Insulation class	: F		

Notes:  
 Downloaded from <http://dealerselectric.com>  
 Generated for Model #.7536ES3EB56CFL

Performed by

Checked



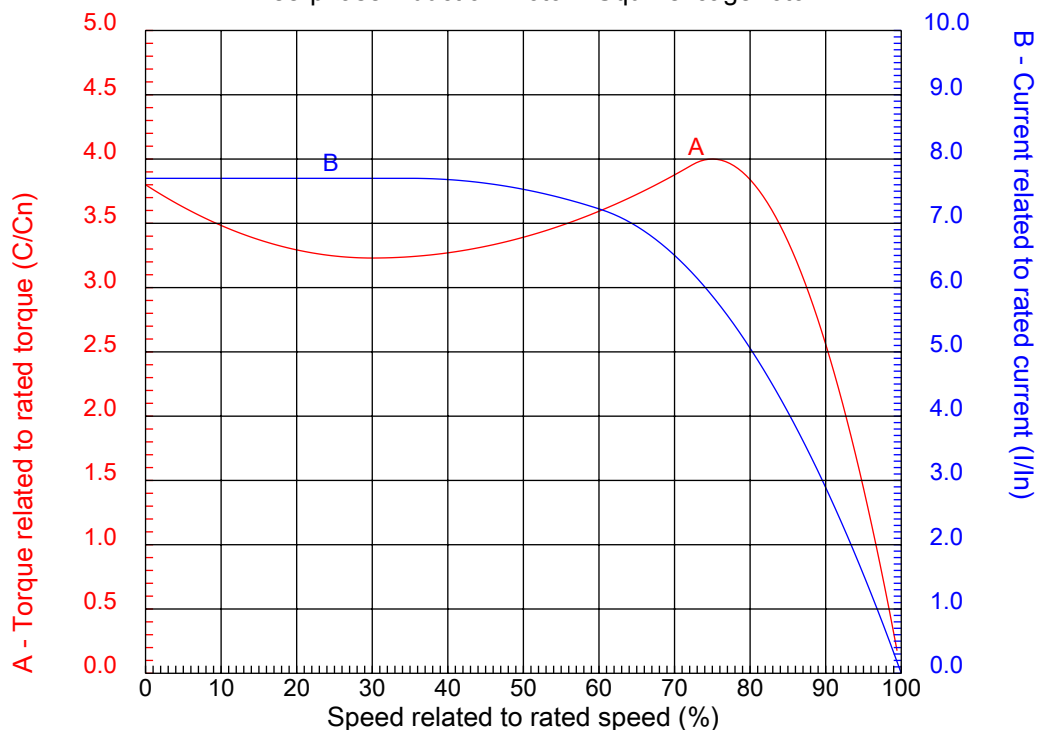
# Dealers Industrial Equipment

No.:

Date: 12-SEP-2016

## CHARACTERISTIC CURVES RELATED TO SPEED

Three-phase induction motor - Squirrel cage rotor



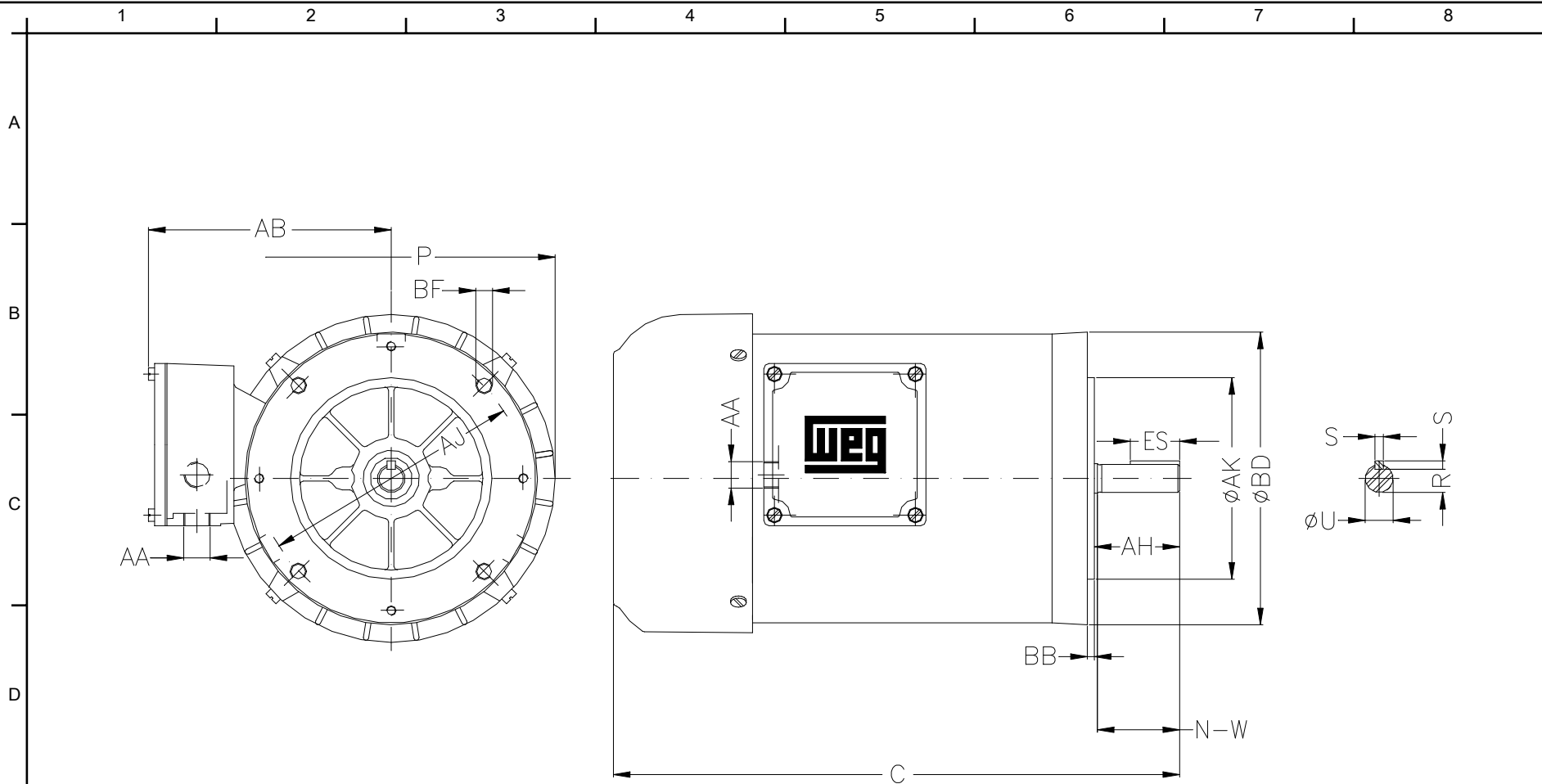
Customer :  
Product line : Three-Phase : NEMA 56 Frames - TEFC

Frame	: B56	Locked rotor current (I <sub>l</sub> /I <sub>n</sub> )	: 7.7
Output	: 0.75 HP	Duty cycle	: S1
Frequency	: 60 Hz	Service factor	: 1.15 (1.00 at 208V)
Full load speed	: 3470 rpm	Design	: A
Voltage	: 208-230/460 V	Locked rotor torque	: 380 %
Rated current	: 2.40-2.30/1.15 A	Breakdown torque	: 400 %
Insulation class	: F		

Notes:  
Downloaded from <http://dealerselectric.com>  
Generated for Model #.7536ES3EB56CFL

Performed by

Checked



Notes: Downloaded from <http://dealerselectric.com>  
 Generated for Model #.7536ES3EB56CFL

Performed by:

Checked:

Customer:

Three-Phase : NEMA 56 Frames - TEFC

C	P	S	ES	R
11.102	7.323	0.187	1.102	0.517
N-W	U	AB	AA	Flange
1.874	0.6250	5.433	2xNPT 1/2"	FC-149
AJ	AK	BD	BF	BB
5.874	4.500	6.535	UNC 3/8"x16-2B	0.157
AH				
2.063				

Three-phase induction motor  
 Frame B56 - IP55

12-SEP-2016



1 2 3 4 5 6 7 8

A

### LOW VOLTAGE

### HIGH VOLTAGE

B



C



D

E

F

Notes: Downloaded from <http://dealerselectric.com>  
 Generated for Model #.7536ES3EB56CFL

Performed by:

Checked:

Customer:

Three-Phase : NEMA 56 Frames - TEFC

Three-phase induction motor  
 Frame B56 - IP55

12-SEP-2016

