



Dealers Industrial Equipment

No.:

Date: 12-SEP-2016

Customer :

TECHNICAL PROPOSAL

Three-phase induction motor - Squirrel cage rotor

Product line : Three-Phase : IEC Tru-Metric - TEFC (IP55) - Aluminum Frame

Catalog Number : .5536EP3EAL71

List Price : \$316

Notes:

Downloaded from <http://dealerselectric.com>

Generated for Model #.5536EP3EAL71

Performed by:

Checked:



Dealers Industrial Equipment

No.:

Date: 12-SEP-2016

DATA SHEET Three-phase induction motor - Squirrel cage rotor

Customer :
 Product line : Three-Phase : IEC Tru-Metric - TEFC (IP55) - Aluminum Frame

Frame : 71
 Output : 0.75 HP
 Frequency : 60 Hz
 Poles : 2
 Full load speed : 3420 rpm
 Slip : 5.00 %
 Voltage : 230/460 V
 Rated current : 2.28/1.14 A
 Locked rotor current : 15.5/7.75 A
 Locked rotor current (I_L/I_n) : 6.8
 No-load current : 1.20/0.600 A
 Full load torque : 1.14 lb.ft
 Locked rotor torque : 270 %
 Breakdown torque : 270 %
 Design : ---
 Insulation class : F
 Temperature rise : 80 K
 Locked rotor time : 7 s (hot)
 Service factor : 1.15
 Duty cycle : S1
 Ambient temperature : -20°C - +40°C
 Altitude : 1000 m
 Degree of Protection : IP55
 Approximate weight : 19 lb
 Moment of inertia : 0.01068 sq.ft.lb
 Noise level : 60 dB(A)

	D.E.	N.D.E.
Bearings	6203 ZZ	6202 ZZ
Regreasing interval	---	---
Grease amount	---	---

Load	Power factor	Efficiency (%)
100%	0.80	76.0
75%	0.72	75.0
50%	0.60	72.0

Notes:
 Downloaded from <http://dealerselectric.com>
 Generated for Model #.5536EP3EAL71

Performed by

Checked



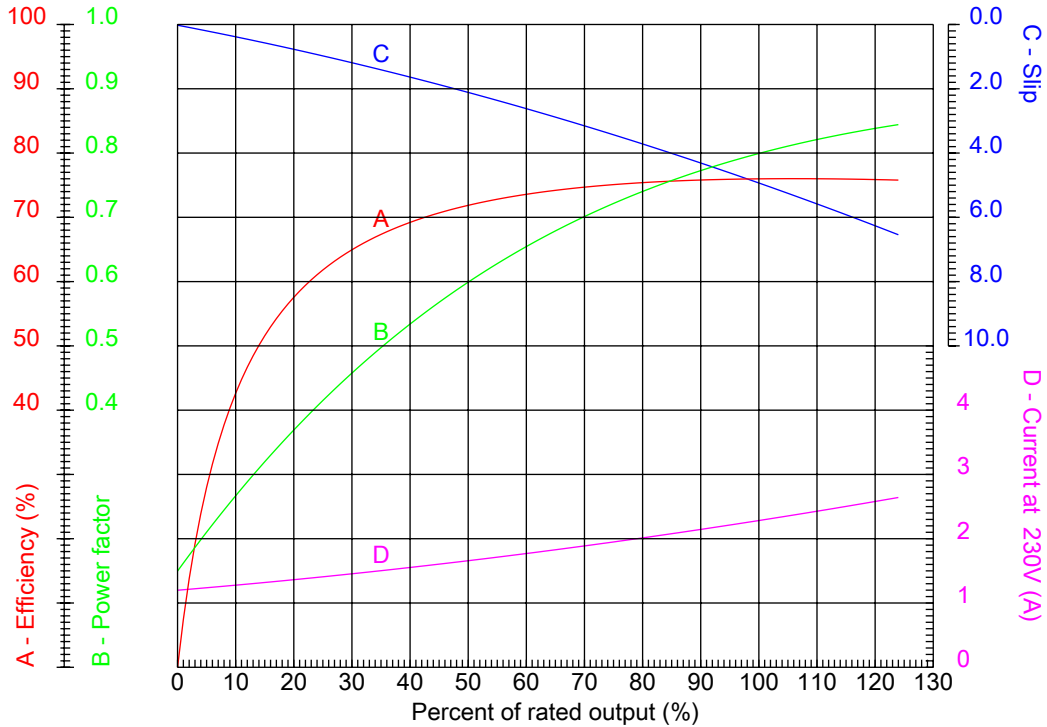
Dealers Industrial Equipment

No.:

Date: 12-SEP-2016

PERFORMANCE CURVES RELATED TO RATED OUTPUT

Three-phase induction motor - Squirrel cage rotor



Customer :
 Product line : Three-Phase : IEC Tru-Metric - TEFC (IP55) - Aluminum Frame

Frame : 71	Locked rotor current (I _L /I _n) : 6.8
Output : 0.75 HP	Duty cycle : S1
Frequency : 60 Hz	Service factor : 1.15
Full load speed : 3420 rpm	Design : ---
Voltage : 230/460 V	Locked rotor torque : 270 %
Rated current : 2.28/1.14 A	Breakdown torque : 270 %
Insulation class : F	

Notes:
 Downloaded from <http://dealerselectric.com>
 Generated for Model #.5536EP3EAL71

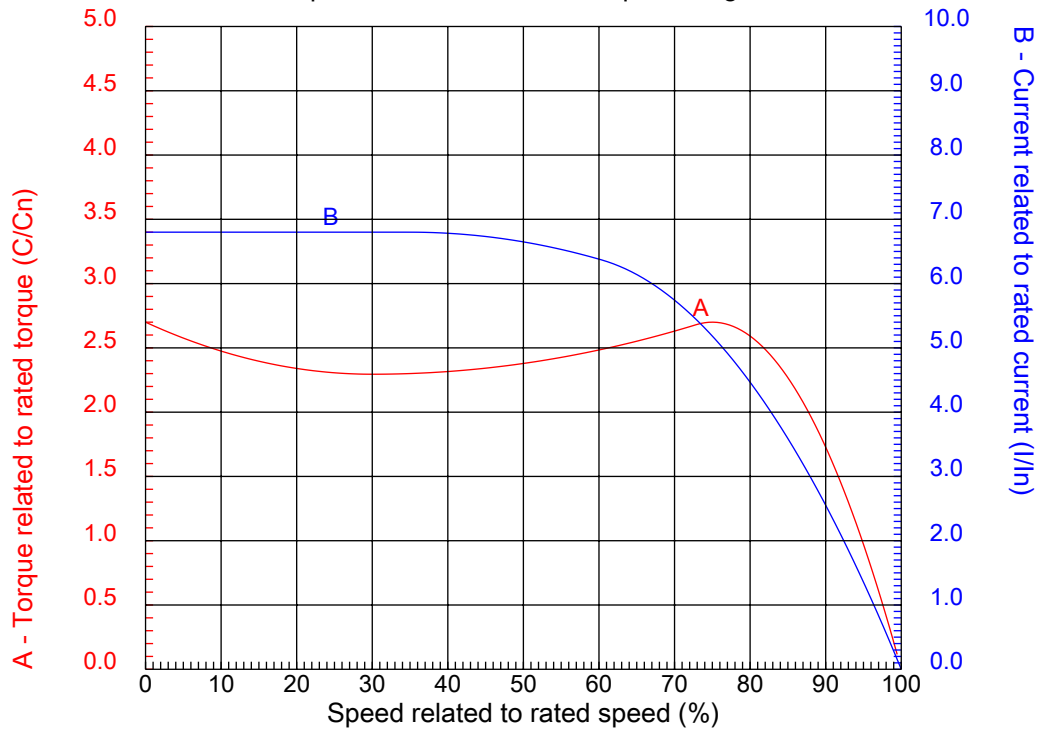
Performed by

Checked



CHARACTERISTIC CURVES RELATED TO SPEED

Three-phase induction motor - Squirrel cage rotor



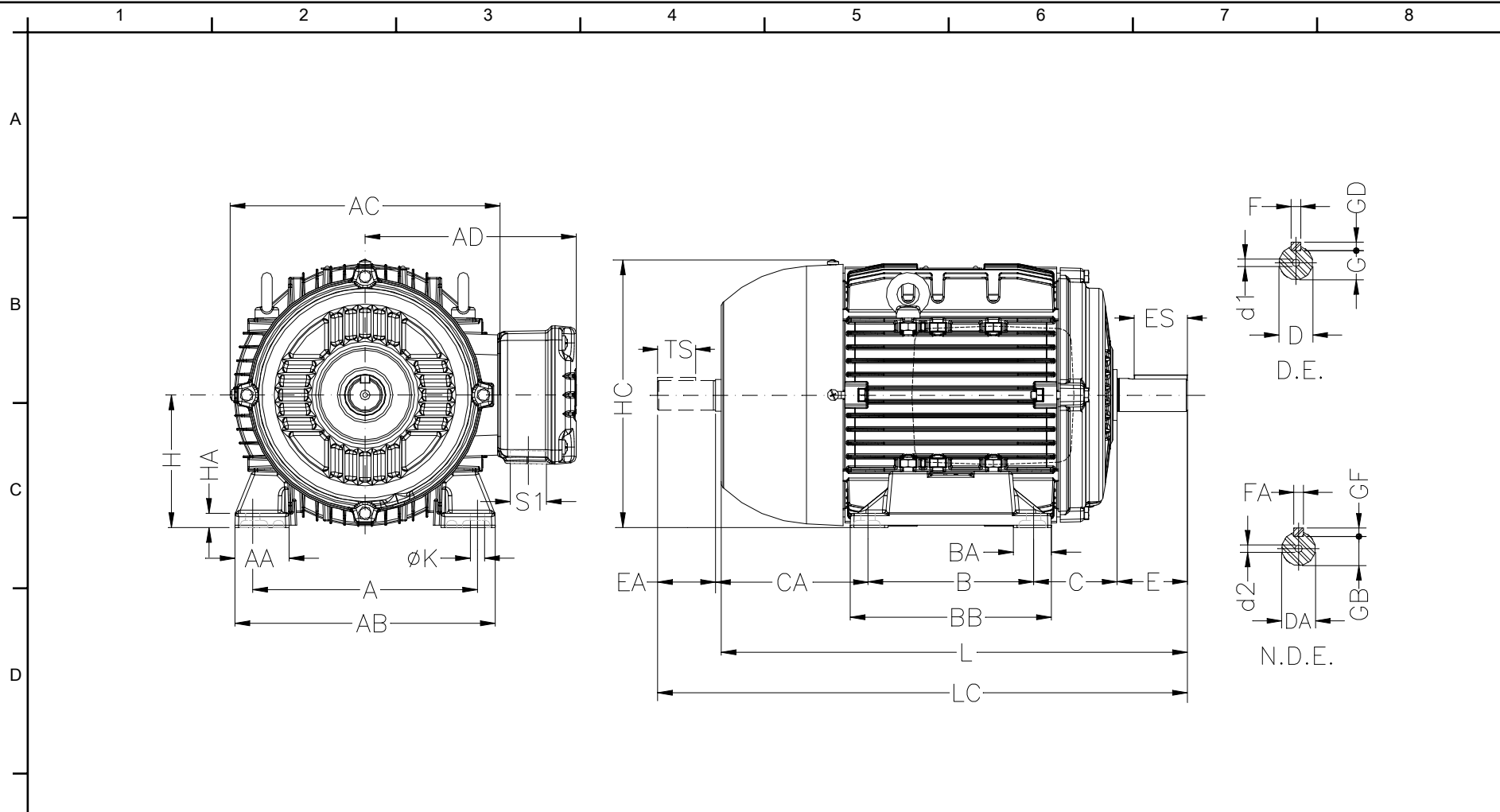
Customer :
Product line : Three-Phase : IEC Tru-Metric - TEFC (IP55) - Aluminum Frame

Frame : 71	Locked rotor current (I _L /I _n) : 6.8
Output : 0.75 HP	Duty cycle : S1
Frequency : 60 Hz	Service factor : 1.15
Full load speed : 3420 rpm	Design : ---
Voltage : 230/460 V	Locked rotor torque : 270 %
Rated current : 2.28/1.14 A	Breakdown torque : 270 %
Insulation class : F	

Notes:
Downloaded from <http://dealerselectric.com>
Generated for Model #.5536EP3EAL71

Performed by

Checked



Notes: Downloaded from <http://dealerselectric.com>
 Generated for Model #.5536EP3EAL71

A	AA	AB	AC	AD
112	28	134	140	126.5
B	BA	BB	C	CA
90	24.5	108	45	88
D	E	ES	F	G
14j6	30	18	5	11
GD	DA	EA	TS	FA
5	11j6	23	14	4
GB	GF	H	HA	HC
8.5	4	71	6	139
HD	K	L	LC	S1
192	7	248	276	NPT 3/4"
d1	d2			
DM5	EM4			

Performed by:	
Checked:	
Customer:	
Three-Phase : IEC Tru-Metric - TEFC (IP55) - Aluminum Frame	
Three-phase induction motor Frame 71 - IP55	12-SEP-2016



1 2 3 4 5 6 7 8

A

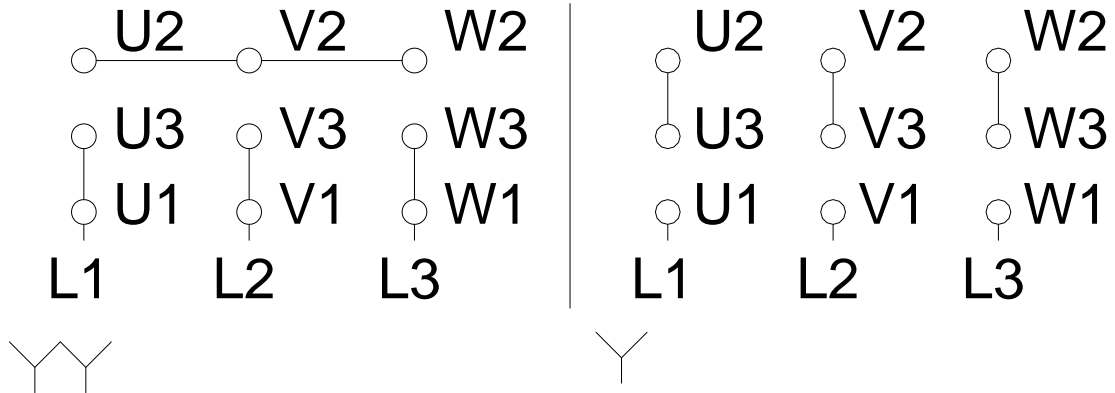
B

C

D

E

F



Notes: Downloaded from <http://dealerselectric.com>
 Generated for Model #.5536EP3EAL71

Performed by:

Checked:

Customer:

Three-Phase : IEC Tru-Metric - TEFC (IP55) - Aluminum Frame

Three-phase induction motor
 Frame 71 - IP55

12-SEP-2016

