



Dealers Industrial Equipment

No.:

Date: 12-SEP-2016

Customer :

TECHNICAL PROPOSAL

Single-phase induction motor - Squirrel cage rotor

Product line : Single Phase: W01 (Rolled Steel) - ODP - Premium Efficiency (DOE)

Catalog Number : .5036OT1BW56-S

List Price : \$282

Notes:

Downloaded from <http://dealerselectric.com>

Generated for Model #.5036OT1BW56-S

Performed by:

Checked:



Dealers Industrial Equipment

No.:

Date: 12-SEP-2016

DATA SHEET Single-phase induction motor - Squirrel cage rotor

Customer :
 Product line : Single Phase: W01 (Rolled Steel) - ODP - Premium Efficiency (DOE)

Frame : W56
 Output : 0.5 HP
 Frequency : 60 Hz
 Poles : 2
 Full load speed : 3510 rpm
 Slip : 2.50 %
 Voltage : 115/208-230 V
 Rated current : 4.80/2.65-2.40 A
 Locked rotor current : 42.2/21.1 A
 Locked rotor current (I_L/I_n) : 8.8
 No-load current : 1.60/0.800 A
 Full load torque : 0.738 lb.ft
 Locked rotor torque : 270 %
 Breakdown torque : 300 %
 Design : ---
 Insulation class : F
 Temperature rise : 80 K
 Locked rotor time : 9 s (hot)
 Service factor : 1.25 (1.00 at 208V)
 Duty cycle : S1
 Ambient temperature : -20°C - +40°C
 Altitude : 1000 m
 Degree of Protection : ODP
 Approximate weight : 19 lb
 Moment of inertia : 0.02539 sq.ft.lb
 Noise level : 56 dB(A)

	D.E.	N.D.E.
Bearings	6203 ZZ	6202 ZZ
Regreasing interval	---	---
Grease amount	---	---

Load	Power factor	Efficiency (%)
100%	0.94	72.4
75%	0.93	68.0
50%	0.90	60.0

Notes:
 Downloaded from <http://dealerselectric.com>
 Generated for Model #.5036OT1BW56-S

Performed by

Checked



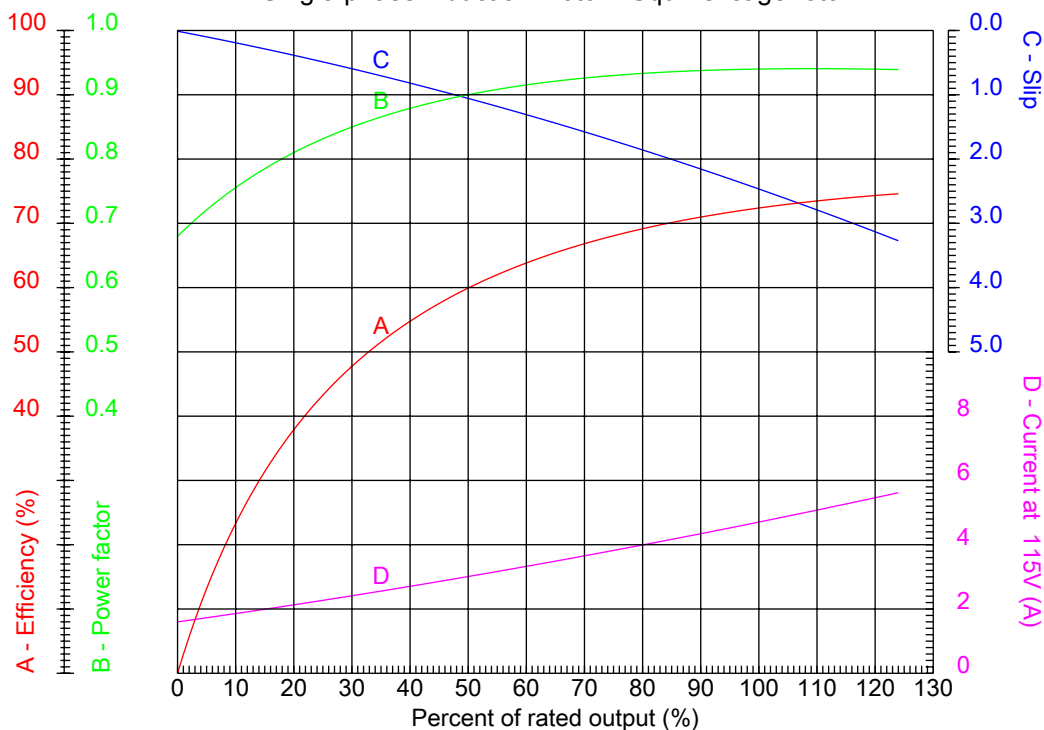
Dealers Industrial Equipment

No.:

Date: 12-SEP-2016

PERFORMANCE CURVES RELATED TO RATED OUTPUT

Single-phase induction motor - Squirrel cage rotor



Customer :
Product line : Single Phase: W01 (Rolled Steel) - ODP - Premium Efficiency (DOE)

Frame : W56	Locked rotor current (I _L /I _n) : 8.8
Output : 0.5 HP	Duty cycle : S1
Frequency : 60 Hz	Service factor : 1.25 (1.00 at 208V)
Full load speed : 3510 rpm	Design : ---
Voltage : 115/208-230 V	Locked rotor torque : 270 %
Rated current : 4.80/2.65-2.40 A	Breakdown torque : 300 %
Insulation class : F	

Notes:
Downloaded from <http://dealerselectric.com>
Generated for Model #.5036OT1BW56-S

Performed by

Checked

1 2 3 4 5 6 7 8

A

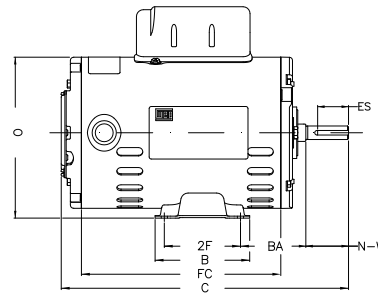
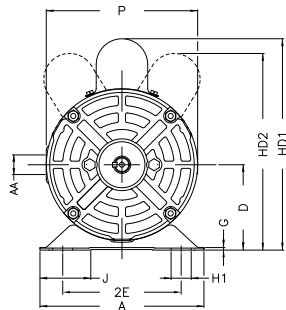
B

C

D

E

F



Notes: Downloaded from <http://dealerselectric.com>
Generated for Model #.5036OT1BW56-S

Performed by:

Checked:

Customer:

Single Phase: W01 (Rolled Steel) - ODP - Premium Efficiency (DOE)

Single-phase induction motor
Frame W56 - ODP

12-SEP-2016



P	AB	J	2E	A
5.709	5.520	1.620	4.874	6.535
H	G	HB	HK	FC
0.343	0.075	2.055	2.650	6.693
2F	B	C	BA	N-W
3.000	4.016	10.260	2.750	1.874
ES	d1	S	U	AA
1.417	A 3.15	0.187	0.625	NPT 1/2"
depth	R	LL	LM	BB
0.187	0.517	3.835	3.697	0.524
D	XO	HD2	O	HC2
3.500	0.524	7.677	6.330	4.165