



Dealers Industrial Equipment

No.:

Date: 12-SEP-2016

Customer :

TECHNICAL PROPOSAL

Single-phase induction motor - Squirrel cage rotor

Product line : Single Phase: W01 (Rolled Steel) - ODP - Premium Efficiency (DOE)

Catalog Number : .5036OT1B48-S

List Price : \$276

Notes:

Downloaded from <http://dealerselectric.com>

Generated for Model #.5036OT1B48-S

Performed by:

Checked:



Dealers Industrial Equipment

No.:

Date: 12-SEP-2016

DATA SHEET Single-phase induction motor - Squirrel cage rotor

Customer :
 Product line : Single Phase: W01 (Rolled Steel) - ODP - Premium Efficiency (DOE)

Frame : 48
 Output : 0.5 HP
 Frequency : 60 Hz
 Poles : 2
 Full load speed : 3510 rpm
 Slip : 2.50 %
 Voltage : 115/208-230 V
 Rated current : 4.80/2.65-2.40 A
 Locked rotor current : 42.2/21.1 A
 Locked rotor current (I_L/I_n) : 8.8
 No-load current : 1.60/0.800 A
 Full load torque : 0.738 lb.ft
 Locked rotor torque : 270 %
 Breakdown torque : 300 %
 Design : ---
 Insulation class : F
 Temperature rise : 80 K
 Locked rotor time : 9 s (hot)
 Service factor : 1.25
 Duty cycle : S1
 Ambient temperature : -20°C - +40°C
 Altitude : 1000 m
 Degree of Protection : ODP
 Approximate weight : 19 lb
 Moment of inertia : 0.02539 sq.ft.lb
 Noise level : 56 dB(A)

	D.E.	N.D.E.	Load	Power factor	Efficiency (%)
Bearings	6203 ZZ	6202 ZZ	100%	0.94	72.4
Regreasing interval	---	---	75%	0.93	68.0
Grease amount	---	---	50%	0.90	60.0

Notes:
 Downloaded from <http://dealerselectric.com>
 Generated for Model #.5036OT1B48-S

Performed by

Checked



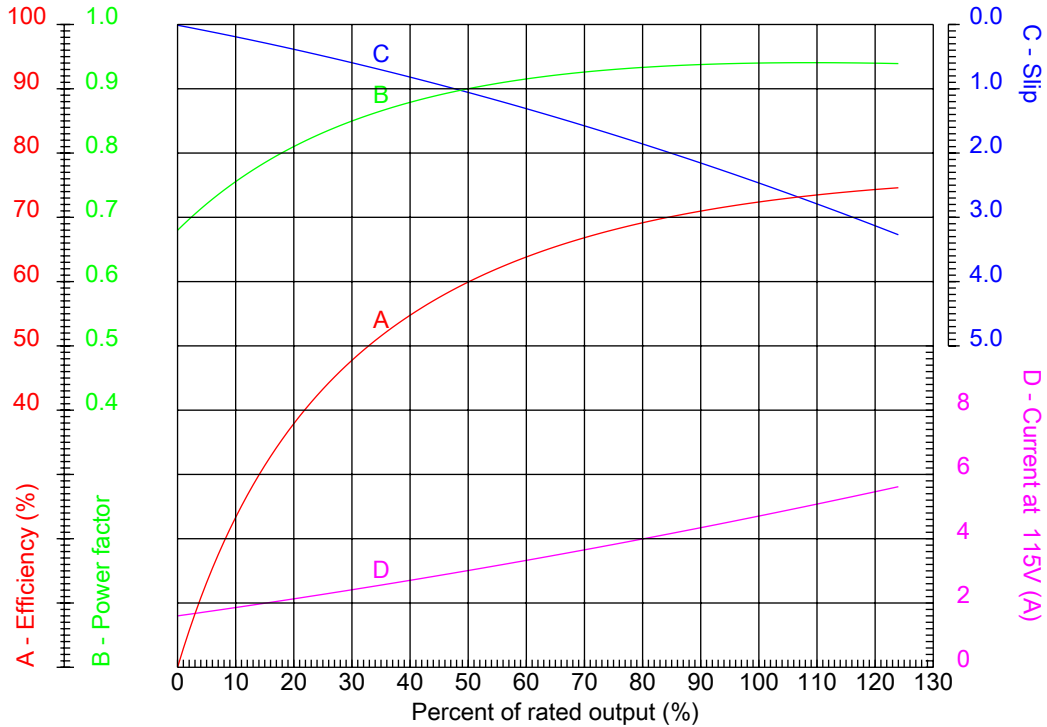
Dealers Industrial Equipment

No.:

Date: 12-SEP-2016

PERFORMANCE CURVES RELATED TO RATED OUTPUT

Single-phase induction motor - Squirrel cage rotor



Customer :
 Product line : Single Phase: W01 (Rolled Steel) - ODP - Premium Efficiency (DOE)

Frame	: 48	Locked rotor current (I _l /I _n)	: 8.8
Output	: 0.5 HP	Duty cycle	: S1
Frequency	: 60 Hz	Service factor	: 1.25
Full load speed	: 3510 rpm	Design	: ---
Voltage	: 115/208-230 V	Locked rotor torque	: 270 %
Rated current	: 4.80/2.65-2.40 A	Breakdown torque	: 300 %
Insulation class	: F		

Notes:
 Downloaded from <http://dealerselectric.com>
 Generated for Model #.5036OT1B48-S

Performed by

Checked

1 2 3 4 5 6 7 8

A

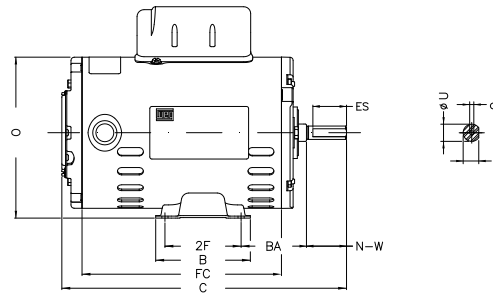
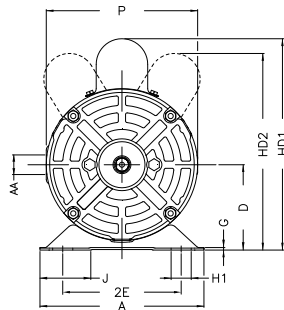
B

C

D

E

F



Notes: Downloaded from <http://dealerselectric.com>
Generated for Model #.5036OT1B48-S

Performed by:

Checked:

Customer:

Single Phase: W01 (Rolled Steel) - ODP - Premium Efficiency (DOE)

Single-phase induction motor
Frame 48 - ODP

12-SEP-2016



P	AB	J	2E	A
5.709	5.520	1.835	4.236	6.142
H	G	HB	HK	FC
0.343	0.075	1.559	2.650	6.693
2F	B	C	BA	N-W
2.748	3.543	9.886	2.500	1.500
ES	d1	U	AA	R
1.260	A 3.15	0.500	NPT 1/2"	0.451
LL	LM	BB	D	XO
3.835	3.697	0.524	3.000	0.524
HD2	O	HC2		
7.165	5.830	4.165		