



Dealers Industrial Equipment

No.:

Date: 12-SEP-2016

Customer :

TECHNICAL PROPOSAL

Three-phase induction motor - Squirrel cage rotor

Product line : Jet Pump: Three-Phase - W01 (Rolled Steel) - Threaded - TEFC - Standard
Efficiency
Catalog Number : .5036ES3EJPR56J-S
List Price : \$282

Notes:

Downloaded from <http://dealerselectric.com>
Generated for Model #.5036ES3EJPR56J-S

Performed by:

Checked:



Dealers Industrial Equipment

No.:

Date: 12-SEP-2016

DATA SHEET Three-phase induction motor - Squirrel cage rotor

Customer :
 Product line : Jet Pump: Three-Phase - W01 (Rolled Steel) - Threaded - TEFC - Standard Efficiency

Frame : 56J
 Output : 0.5 HP
 Frequency : 60 Hz
 Poles : 2
 Full load speed : 3500 rpm
 Slip : 2.78 %
 Voltage : 208-230/460 V
 Rated current : 1.86-1.69/0.843 A
 Locked rotor current : 11.8/5.90 A
 Locked rotor current (I_L/I_n) : 7.0
 No-load current : 0.900/0.450 A
 Full load torque : 0.740 lb.ft
 Locked rotor torque : 260 %
 Breakdown torque : 300 %
 Design : A
 Insulation class : F
 Temperature rise : 80 K
 Locked rotor time : 35 s (hot)
 Service factor : 1.15
 Duty cycle : S1
 Ambient temperature : -20°C - +40°C
 Altitude : 1000 m
 Degree of Protection : IP55
 Approximate weight : 19 lb
 Moment of inertia : 0.04532 sq.ft.lb
 Noise level : 68 dB(A)

	D.E.	N.D.E.	Load	Power factor	Efficiency (%)
Bearings	6203 ZZ	6202 ZZ	100%	0.81	68.0
Regreasing interval	---	---	75%	0.75	62.0
Grease amount	---	---	50%	0.67	55.0

Notes:
 Downloaded from <http://dealerselectric.com>
 Generated for Model #.5036ES3EJPR56J-S

Performed by

Checked

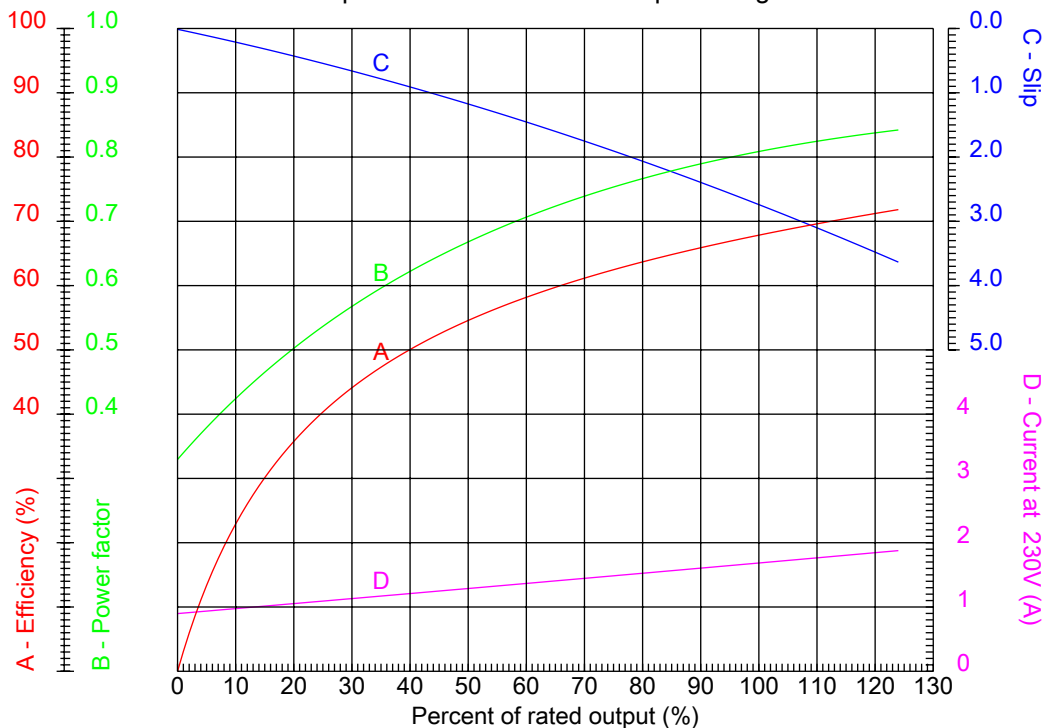


Dealers Industrial Equipment

No.:

Date: 12-SEP-2016

PERFORMANCE CURVES RELATED TO RATED OUTPUT Three-phase induction motor - Squirrel cage rotor



Customer :
 Product line : Jet Pump: Three-Phase - W01 (Rolled Steel) - Threaded - TEFC - Standard Efficiency

Frame : 56J	Locked rotor current (I _L /I _n) : 7.0
Output : 0.5 HP	Duty cycle : S1
Frequency : 60 Hz	Service factor : 1.15
Full load speed : 3500 rpm	Design : A
Voltage : 208-230/460 V	Locked rotor torque : 260 %
Rated current : 1.86-1.69/0.843 A	Breakdown torque : 300 %
Insulation class : F	

Notes:
 Downloaded from <http://dealerselectric.com>
 Generated for Model #.5036ES3EJPR56J-S

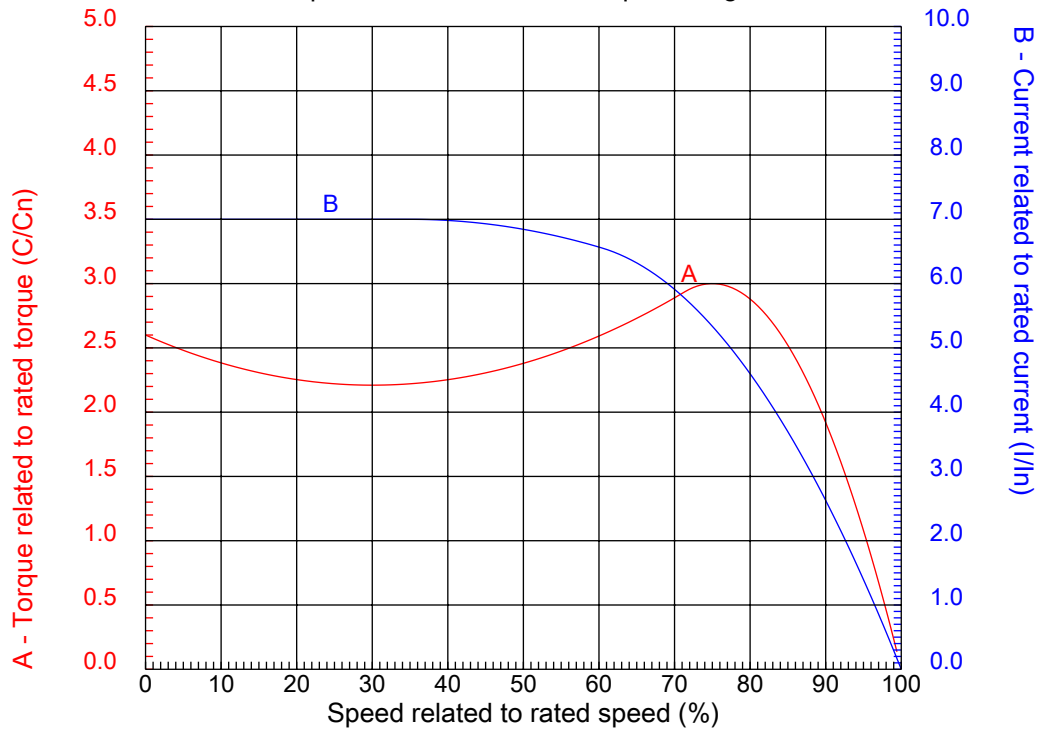
Performed by

Checked



CHARACTERISTIC CURVES RELATED TO SPEED

Three-phase induction motor - Squirrel cage rotor



Customer :
Product line : Jet Pump: Three-Phase - W01 (Rolled Steel) - Threaded - TEFC - Standard Efficiency

Frame	: 56J	Locked rotor current (I _l /I _n)	: 7.0
Output	: 0.5 HP	Duty cycle	: S1
Frequency	: 60 Hz	Service factor	: 1.15
Full load speed	: 3500 rpm	Design	: A
Voltage	: 208-230/460 V	Locked rotor torque	: 260 %
Rated current	: 1.86-1.69/0.843 A	Breakdown torque	: 300 %
Insulation class	: F		

Notes:
Downloaded from <http://dealerselectric.com>
Generated for Model #.5036ES3EJPR56J-S

Performed by

Checked

1 2 3 4 5 6 7 8

A

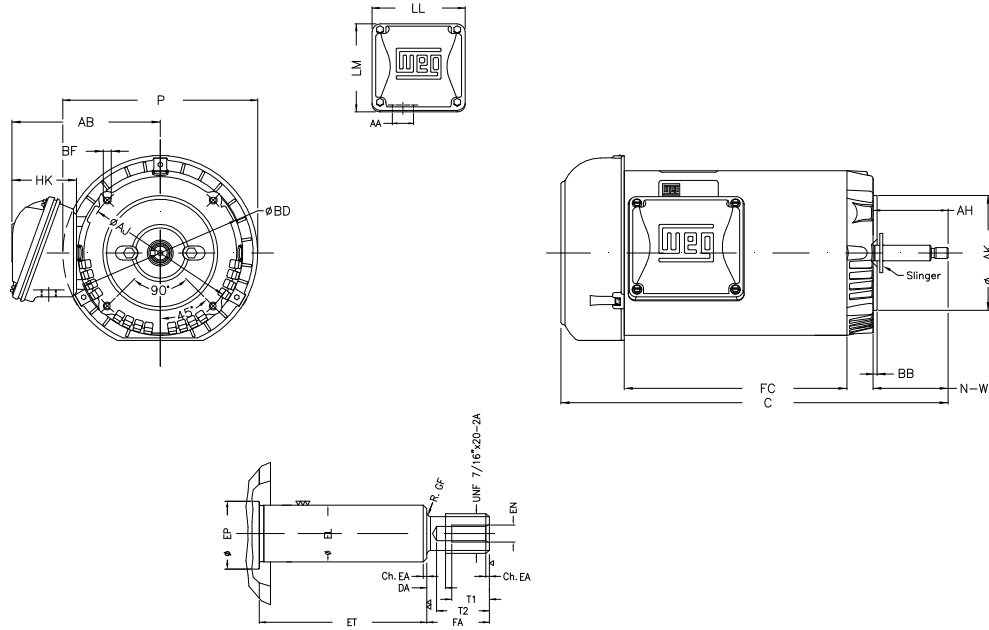
B

C

D

E

F



Notes: Downloaded from <http://dealerselectric.com>
Generated for Model #.5036ES3EJPR56J-S

Performed by:

Checked:

Customer:

Jet Pump: Three-Phase - W01 (Rolled Steel) - Threaded - TEFC - Standard

Three-phase induction motor
Frame 56J - IP55

12-SEP-2016



P 7.638	AB 5.882	AA 0.881"	ET 1.874	U 0.625
EL 0.625	EP 0.665	t1 0.472	t2 0.590	C 12.047
FC 5.906	Flange FC-149	AJ 5.874	AK 4.500	BD 6.450
BF UNC 3/8"x16-2B	BB 0.157	AH 2.562		