



Dealers Industrial Equipment

No.:

Date: 12-SEP-2016

Customer :

TECHNICAL PROPOSAL

Single-phase induction motor - Squirrel cage rotor

Product line : Single Phase: W01 (Rolled Steel) - ODP - Premium Efficiency (DOE)

Catalog Number : .3336OT1BW56CFL-S

List Price : \$285

Notes:

Downloaded from <http://dealerselectric.com>

Generated for Model #.3336OT1BW56CFL-S

Performed by:

Checked:



# Dealers Industrial Equipment

No.:

Date: 12-SEP-2016

## DATA SHEET Single-phase induction motor - Squirrel cage rotor

Customer :  
 Product line : Single Phase: W01 (Rolled Steel) - ODP - Premium Efficiency (DOE)

Frame : W56  
 Output : 0.33 HP  
 Frequency : 60 Hz  
 Poles : 2  
 Full load speed : 3510 rpm  
 Slip : 2.50 %  
 Voltage : 115/208-230 V  
 Rated current : 3.20/1.77-1.60 A  
 Locked rotor current : 28.2/14.1 A  
 Locked rotor current (I<sub>L</sub>/I<sub>n</sub>) : 8.8  
 No-load current : 1.00/0.500 A  
 Full load torque : 0.487 lb.ft  
 Locked rotor torque : 280 %  
 Breakdown torque : 300 %  
 Design : ---  
 Insulation class : F  
 Temperature rise : 80 K  
 Locked rotor time : 15 s (hot)  
 Service factor : 1.35 (1.00 at 208V)  
 Duty cycle : S1  
 Ambient temperature : -20°C - +40°C  
 Altitude : 1000 m  
 Degree of Protection : ODP  
 Approximate weight : 19 lb  
 Moment of inertia : 0.02539 sq.ft.lb  
 Noise level : 56 dB(A)

	D.E.	N.D.E.	Load	Power factor	Efficiency (%)
Bearings	6203 ZZ	6202 ZZ	100%	0.97	70.5
Regreasing interval	---	---	75%	0.97	64.0
Grease amount	---	---	50%	0.97	56.0

### Notes:

Downloaded from <http://dealerselectric.com>  
 Generated for Model #.3336OT1BW56CFL-S

Performed by

Checked

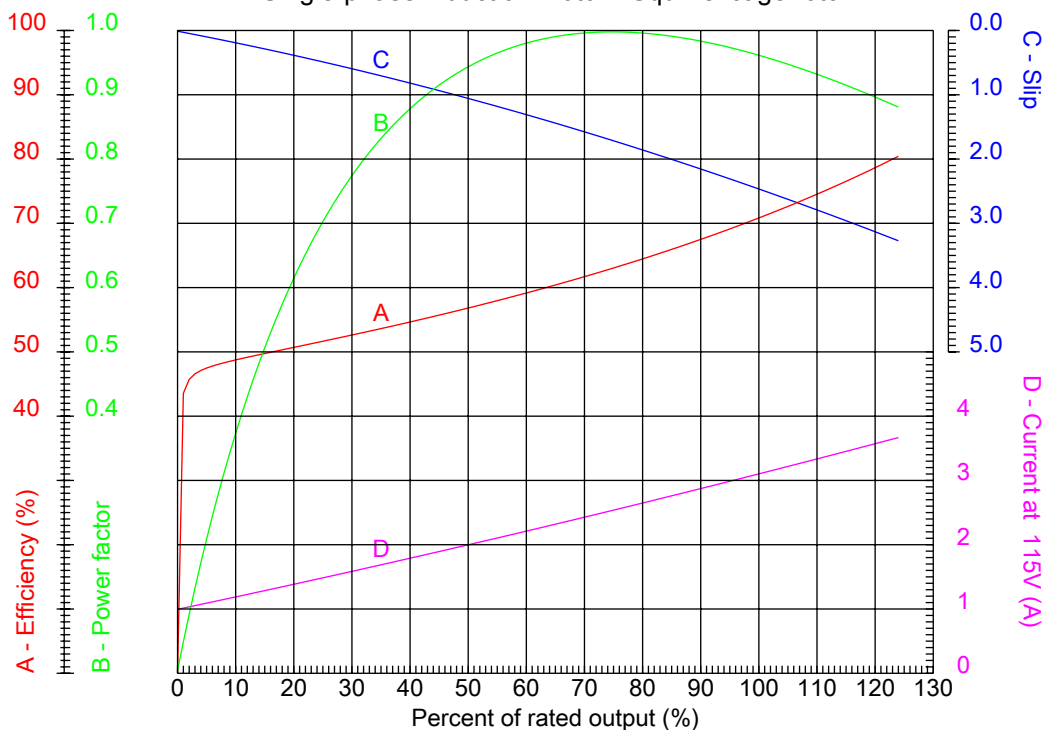


# Dealers Industrial Equipment

No.:

Date: 12-SEP-2016

## PERFORMANCE CURVES RELATED TO RATED OUTPUT Single-phase induction motor - Squirrel cage rotor



Customer :  
 Product line : Single Phase: W01 (Rolled Steel) - ODP - Premium Efficiency (DOE)

Frame	: W56	Locked rotor current (I <sub>l</sub> /I <sub>n</sub> )	: 8.8
Output	: 0.33 HP	Duty cycle	: S1
Frequency	: 60 Hz	Service factor	: 1.35 (1.00 at 208V)
Full load speed	: 3510 rpm	Design	: ---
Voltage	: 115/208-230 V	Locked rotor torque	: 280 %
Rated current	: 3.20/1.77-1.60 A	Breakdown torque	: 300 %
Insulation class	: F		

Notes:  
 Downloaded from <http://dealerselectric.com>  
 Generated for Model #.3336OT1BW56CFL-S

Performed by

Checked

1 2 3 4 5 6 7 8

A

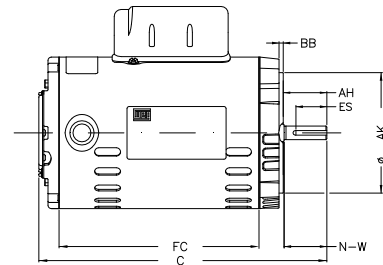
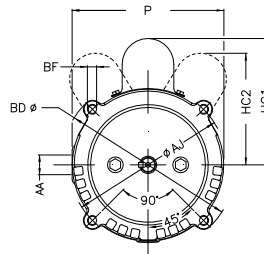
B

C

D

E

F



Notes: Downloaded from <http://dealerselectric.com>  
Generated for Model #.3336OT1BW56CFL-S

Performed by:

Checked:

Customer:

Single Phase: W01 (Rolled Steel) - ODP - Premium Efficiency (DOE)

Single-phase induction motor  
Frame W56 - ODP

12-SEP-2016



P 5.709	AB 5.520	HK 2.650	FC 6.693	C 10.260
N-W 1.874	ES 1.417	d1 A 3.15	S 0.187	U 0.625
AA NPT 1/2"	depth 0.187	R 0.517	LL 3.835	LM 3.697
HC2 4.165	Flange FC-149	AJ 5.874	AK 4.500	BD 6.470
BF UNC 3/8"x16-2B	BB 0.157	AH 2.063		