



Dealers Industrial Equipment

No.:

Date: 12-SEP-2016

Customer :

TECHNICAL PROPOSAL

Three-phase induction motor - Squirrel cage rotor

Product line : Jet Pump - NEMA 56 : Three-Phase - Keyed - TEFC (IP55)

Catalog Number : .3336ES3EJPR56C

List Price : \$257

Notes:

Downloaded from <http://dealerselectric.com>

Generated for Model #.3336ES3EJPR56C

Performed by:

Checked:



Dealers Industrial Equipment

No.:

Date: 12-SEP-2016

DATA SHEET Three-phase induction motor - Squirrel cage rotor

Customer :
 Product line : Jet Pump - NEMA 56 : Three-Phase - Keyed - TEFC (IP55)

Frame : B56C
 Output : 0.33 HP
 Frequency : 60 Hz
 Poles : 2
 Full load speed : 3465 rpm
 Slip : 3.75 %
 Voltage : 208-230/460 V
 Rated current : 1.22-1.20/0.600 A
 Locked rotor current : 9.60/4.80 A
 Locked rotor current (I_L/I_n) : 8.0
 No-load current : 0.780/0.390 A
 Full load torque : 0.493 lb.ft
 Locked rotor torque : 500 %
 Breakdown torque : 400 %
 Design : A
 Insulation class : F
 Temperature rise : 80 K
 Locked rotor time : 15 s (hot)
 Service factor : 1.15 (1.00 at 208V)
 Duty cycle : S1
 Ambient temperature : -20°C - +40°C
 Altitude : 1000 m
 Degree of Protection : IP55
 Approximate weight : 23 lb
 Moment of inertia : 0.02373 sq.ft.lb
 Noise level : ---

	D.E.	N.D.E.
Bearings	6203 2RS	6202 2RS
Regreasing interval	---	---
Grease amount	---	---

Load	Power factor	Efficiency (%)
100%	0.78	66.0
75%	0.71	61.0
50%	0.61	52.5

Notes:
 Downloaded from <http://dealerselectric.com>
 Generated for Model #.3336ES3EJPR56C

Performed by

Checked



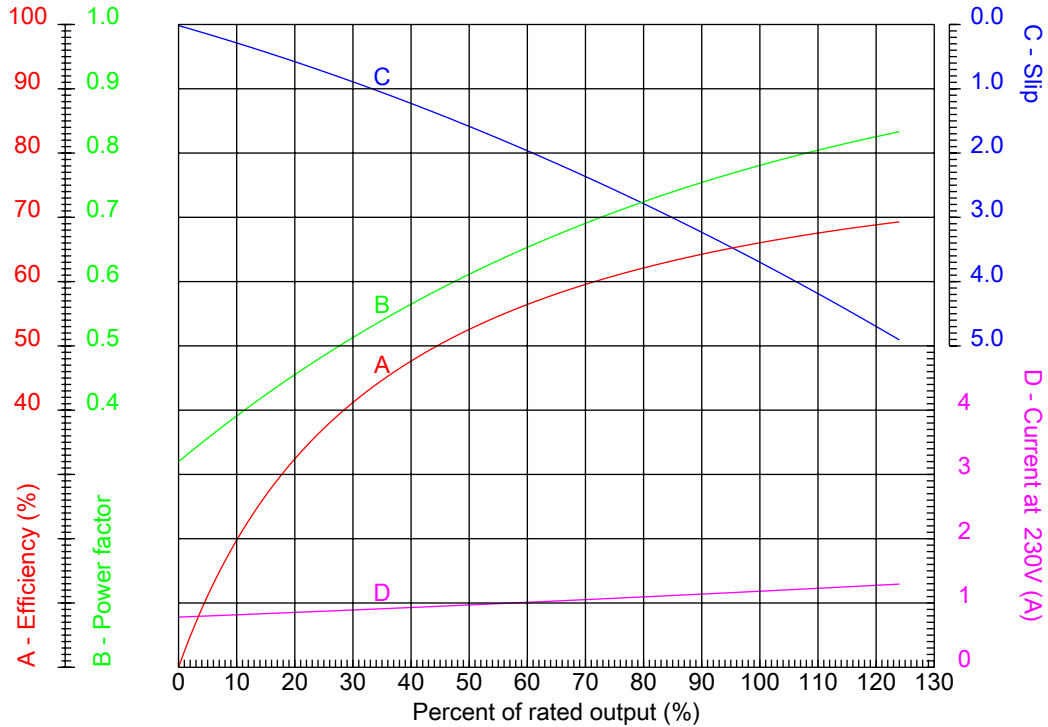
Dealers Industrial Equipment

No.:

Date: 12-SEP-2016

PERFORMANCE CURVES RELATED TO RATED OUTPUT

Three-phase induction motor - Squirrel cage rotor



Customer :
 Product line : Jet Pump - NEMA 56 : Three-Phase - Keyed - TEFC (IP55)

Frame	: B56C	Locked rotor current (I _l /I _n)	: 8.0
Output	: 0.33 HP	Duty cycle	: S1
Frequency	: 60 Hz	Service factor	: 1.15 (1.00 at 208V)
Full load speed	: 3465 rpm	Design	: A
Voltage	: 208-230/460 V	Locked rotor torque	: 500 %
Rated current	: 1.22-1.20/0.600 A	Breakdown torque	: 400 %
Insulation class	: F		

Notes:
 Downloaded from <http://dealerselectric.com>
 Generated for Model #.3336ES3EJPR56C

Performed by

Checked



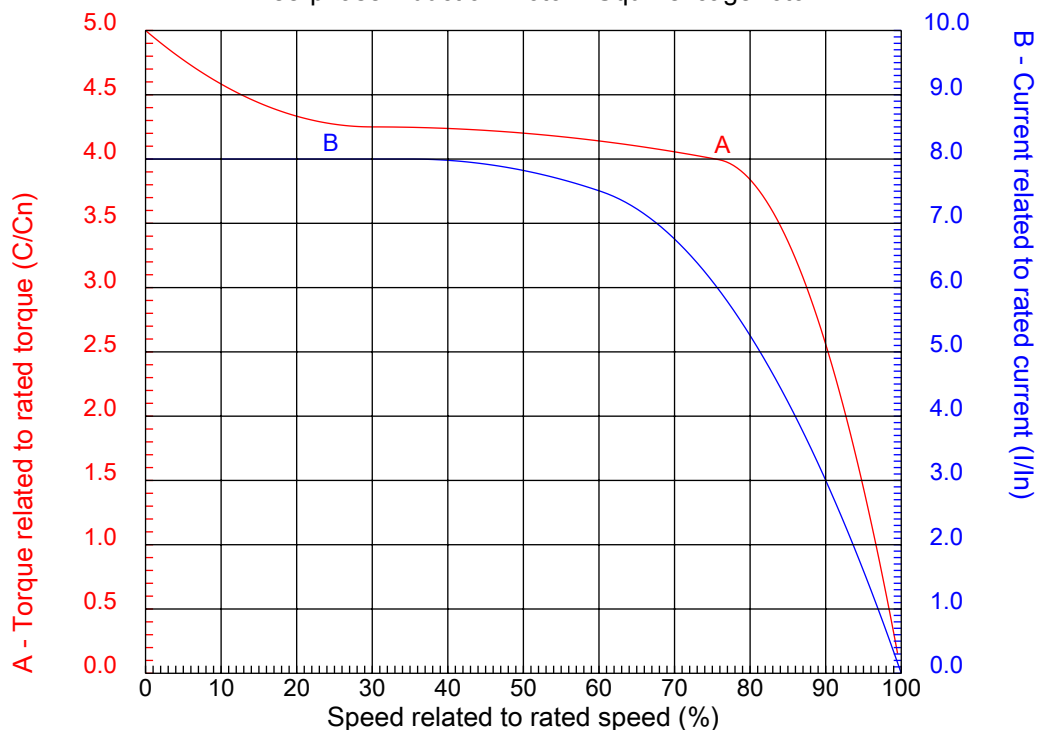
Dealers Industrial Equipment

No.:

Date: 12-SEP-2016

CHARACTERISTIC CURVES RELATED TO SPEED

Three-phase induction motor - Squirrel cage rotor



Customer :
Product line : Jet Pump - NEMA 56 : Three-Phase - Keyed - TEFC (IP55)

Frame	: B56C	Locked rotor current (I/I _n)	: 8.0
Output	: 0.33 HP	Duty cycle	: S1
Frequency	: 60 Hz	Service factor	: 1.15 (1.00 at 208V)
Full load speed	: 3465 rpm	Design	: A
Voltage	: 208-230/460 V	Locked rotor torque	: 500 %
Rated current	: 1.22-1.20/0.600 A	Breakdown torque	: 400 %
Insulation class	: F		

Notes:
Downloaded from <http://dealerselectric.com>
Generated for Model #.3336ES3EJPR56C

Performed by

Checked

1 2 3 4 5 6 7 8

A

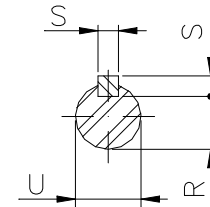
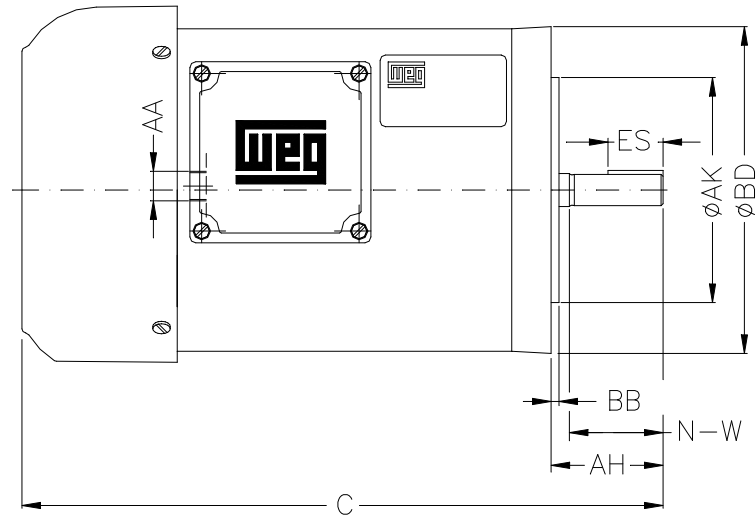
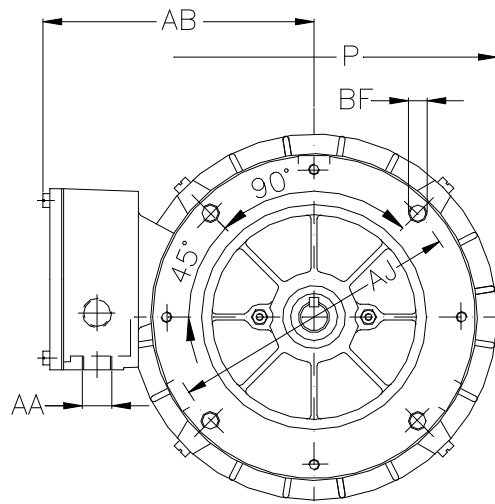
B

C

D

E

F



Notes: Downloaded from <http://dealerselectric.com>
Generated for Model #.3336ES3EJPR56C

Performed by:

Checked:

Customer:

Jet Pump - NEMA 56 : Three-Phase - Keyed - TEFC (IP55)

P 7.323	AB 5.433	AA NPT 1/2"	Flange FC-149	AJ 5.874
AK 4.500	BD 6.535	BF UNC 3/8"x16-2B	BB 0.157	BC ---

Three-phase induction motor
Frame B56C - IP55

12-SEP-2016

