



Dealers Industrial Equipment

No.:

Date: 12-SEP-2016

Customer :

TECHNICAL PROPOSAL

Three-phase induction motor - Squirrel cage rotor

Product line : Jet Pump: Three-Phase - W01 (Rolled Steel) - Threaded - TEFC - Standard
Efficiency
Catalog Number : .3336ES3EJP56J-S
List Price : \$259

Notes:

Downloaded from <http://dealerselectric.com>
Generated for Model #.3336ES3EJP56J-S

Performed by:

Checked:



Dealers Industrial Equipment

No.:

Date: 12-SEP-2016

DATA SHEET Three-phase induction motor - Squirrel cage rotor

Customer :
 Product line : Jet Pump: Three-Phase - W01 (Rolled Steel) - Threaded - TEFC - Standard Efficiency

Frame : 56J
 Output : 0.33 HP
 Frequency : 60 Hz
 Poles : 2
 Full load speed : 3485 rpm
 Slip : 3.19 %
 Voltage : 208-230/460 V
 Rated current : 1.33-1.20/0.602 A
 Locked rotor current : 7.71/3.85 A
 Locked rotor current (I_L/I_n) : 6.4
 No-load current : 0.600/0.300 A
 Full load torque : 0.491 lb.ft
 Locked rotor torque : 250 %
 Breakdown torque : 300 %
 Design : A
 Insulation class : F
 Temperature rise : 80 K
 Locked rotor time : 40 s (hot)
 Service factor : 1.15
 Duty cycle : S1
 Ambient temperature : -20°C - +40°C
 Altitude : 1000 m
 Degree of Protection : IP55
 Approximate weight : 17 lb
 Moment of inertia : 0.03892 sq.ft.lb
 Noise level : 68 dB(A)

	D.E.	N.D.E.	Load	Power factor	Efficiency (%)
Bearings	6203 ZZ	6202 ZZ	100%	0.84	62.0
Regreasing interval	---	---	75%	0.79	57.5
Grease amount	---	---	50%	0.72	48.0

Notes:
 Downloaded from <http://dealerselectric.com>
 Generated for Model #.3336ES3EJP56J-S

Performed by

Checked



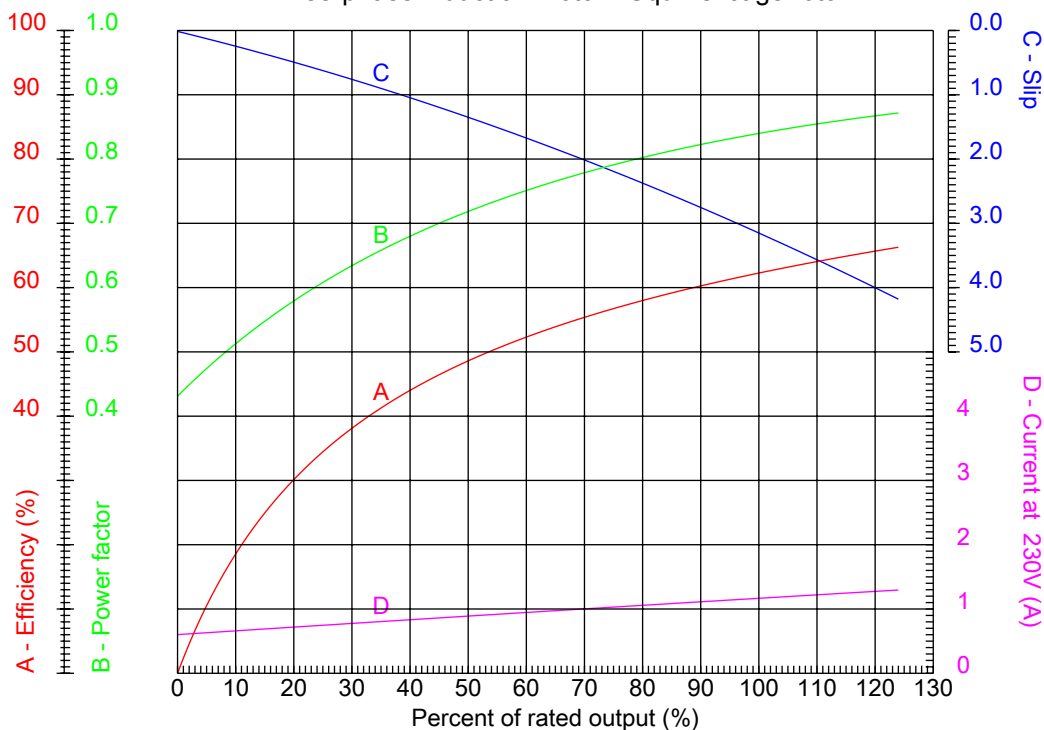
Dealers Industrial Equipment

No.:

Date: 12-SEP-2016

PERFORMANCE CURVES RELATED TO RATED OUTPUT

Three-phase induction motor - Squirrel cage rotor



Customer :
Product line : Jet Pump: Three-Phase - W01 (Rolled Steel) - Threaded - TEFC - Standard Efficiency

Frame : 56J	Locked rotor current (I _l /I _n) : 6.4
Output : 0.33 HP	Duty cycle : S1
Frequency : 60 Hz	Service factor : 1.15
Full load speed : 3485 rpm	Design : A
Voltage : 208-230/460 V	Locked rotor torque : 250 %
Rated current : 1.33-1.20/0.602 A	Breakdown torque : 300 %
Insulation class : F	

Notes:
Downloaded from <http://dealerselectric.com>
Generated for Model #.3336ES3EJP56J-S

Performed by

Checked



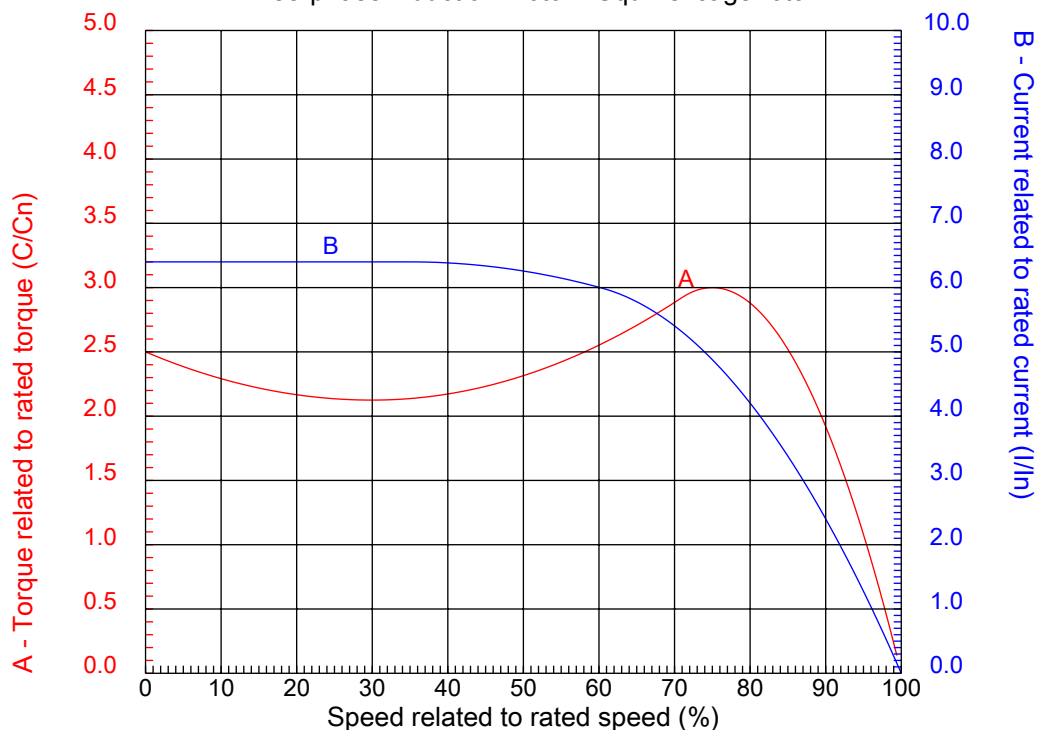
Dealers Industrial Equipment

No.:

Date: 12-SEP-2016

CHARACTERISTIC CURVES RELATED TO SPEED

Three-phase induction motor - Squirrel cage rotor



Customer :
Product line : Jet Pump: Three-Phase - W01 (Rolled Steel) - Threaded - TEFC - Standard Efficiency

Frame	: 56J	Locked rotor current (I _l /I _n)	: 6.4
Output	: 0.33 HP	Duty cycle	: S1
Frequency	: 60 Hz	Service factor	: 1.15
Full load speed	: 3485 rpm	Design	: A
Voltage	: 208-230/460 V	Locked rotor torque	: 250 %
Rated current	: 1.33-1.20/0.602 A	Breakdown torque	: 300 %
Insulation class	: F		

Notes:
Downloaded from <http://dealerselectric.com>
Generated for Model #.3336ES3EJP56J-S

Performed by

Checked

1 2 3 4 5 6 7 8

A

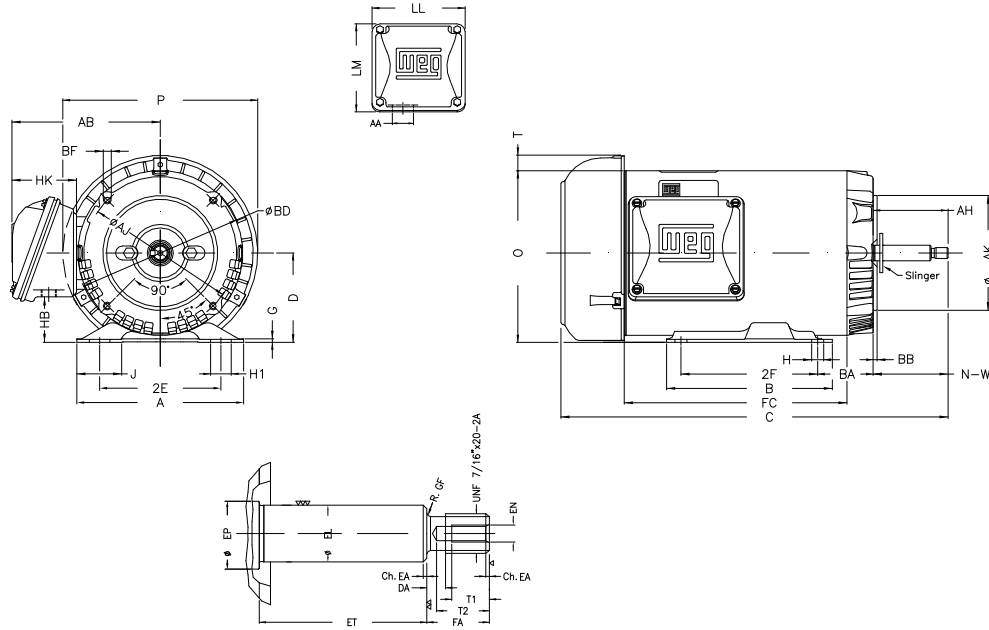
B

C

D

E

F



Notes: Downloaded from <http://dealerselectric.com>
Generated for Model #.3336ES3EJP56J-S

Performed by:

Checked:

Customer:

Jet Pump: Three-Phase - W01 (Rolled Steel) - Threaded - TEFC - Standard

Three-phase induction motor
Frame 56J - IP55

12-SEP-2016



2E 4.874	J 1.732	A 6.535	P 7.638	AB 5.882
2F 3.000	B 4.016	BA 2.559	D 3.500	G 0.120
O 6.724	T 0.603	H 0.343	AA 0.881"	ET 1.874
U 0.625	EL 0.625	EP 0.665	t1 0.472	t2 0.590
C 11.654	FC 5.512	Flange FC-149	AJ 5.874	AK 4.500
BD 6.450	BF UNC 3/8"x16-2B	BB 0.157	AH 2.562	