



Dealers Industrial Equipment

No.:

Date: 12-SEP-2016

Customer :

TECHNICAL PROPOSAL

Three-phase induction motor - Squirrel cage rotor

Product line : Three Phase: W01 (Rolled Steel) - TEFC - Standard Efficiency

Catalog Number : .2536ES3E56-S

List Price : \$237

Notes:

Downloaded from <http://dealerselectric.com>

Generated for Model #.2536ES3E56-S

Performed by:

Checked:



Dealers Industrial Equipment

No.:

Date: 12-SEP-2016

DATA SHEET Three-phase induction motor - Squirrel cage rotor

Customer :
 Product line : Three Phase: W01 (Rolled Steel) - TEFC - Standard Efficiency

Frame : 56
 Output : 0.25 HP
 Frequency : 60 Hz
 Poles : 2
 Full load speed : 3475 rpm
 Slip : 3.47 %
 Voltage : 208-230/460 V
 Rated current : 1.01-0.914/0.457 A
 Locked rotor current : 5.85/2.92 A
 Locked rotor current (I_L/I_n) : 6.4
 No-load current : 0.500/0.250 A
 Full load torque : 0.373 lb.ft
 Locked rotor torque : 250 %
 Breakdown torque : 300 %
 Design : A
 Insulation class : F
 Temperature rise : 80 K
 Locked rotor time : 60 s (hot)
 Service factor : 1.15
 Duty cycle : S1
 Ambient temperature : -20°C - +40°C
 Altitude : 1000 m
 Degree of Protection : IP55
 Approximate weight : 17 lb
 Moment of inertia : 0.03892 sq.ft.lb
 Noise level : 68 dB(A)

	D.E.	N.D.E.
Bearings	6203 ZZ	6202 ZZ
Regreasing interval	---	---
Grease amount	---	---

Load	Power factor	Efficiency (%)
100%	0.86	57.5
75%	0.82	52.5
50%	0.75	46.0

Notes:
 Downloaded from <http://dealerselectric.com>
 Generated for Model #.2536ES3E56-S

Performed by

Checked



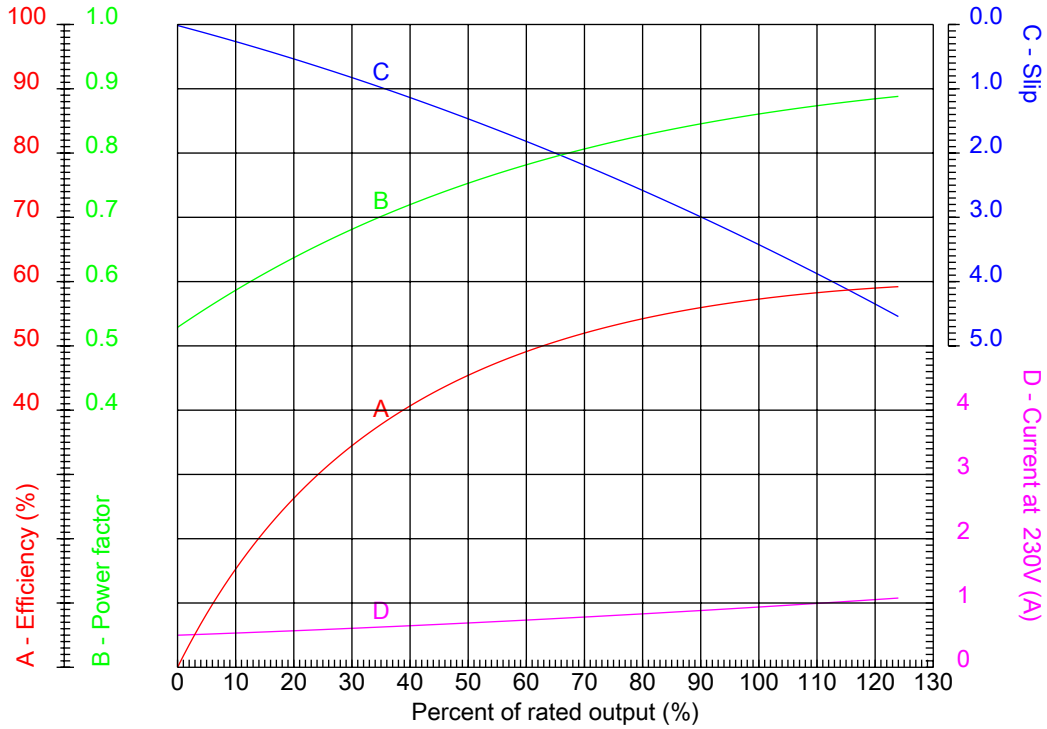
Dealers Industrial Equipment

No.:

Date: 12-SEP-2016

PERFORMANCE CURVES RELATED TO RATED OUTPUT

Three-phase induction motor - Squirrel cage rotor



Customer :
 Product line : Three Phase: W01 (Rolled Steel) - TEFC - Standard Efficiency

Frame	: 56	Locked rotor current (I _L /I _n)	: 6.4
Output	: 0.25 HP	Duty cycle	: S1
Frequency	: 60 Hz	Service factor	: 1.15
Full load speed	: 3475 rpm	Design	: A
Voltage	: 208-230/460 V	Locked rotor torque	: 250 %
Rated current	: 1.01-0.914/0.457 A	Breakdown torque	: 300 %
Insulation class	: F		

Notes:
 Downloaded from <http://dealerselectric.com>
 Generated for Model #.2536ES3E56-S

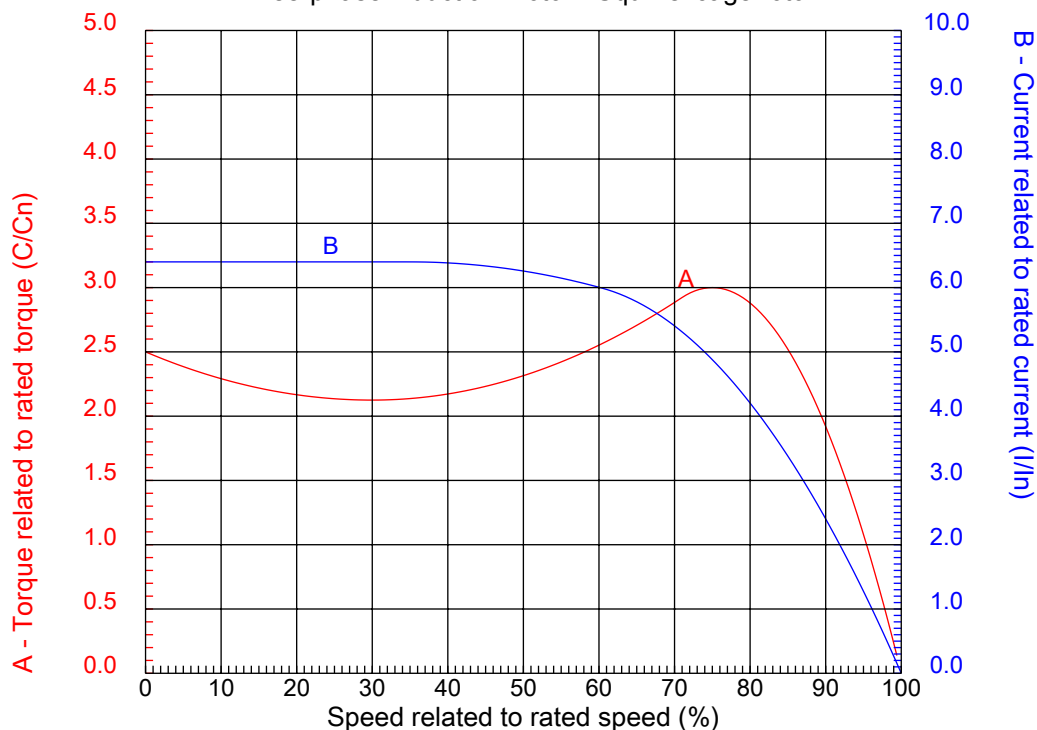
Performed by

Checked



CHARACTERISTIC CURVES RELATED TO SPEED

Three-phase induction motor - Squirrel cage rotor



Customer :
Product line : Three Phase: W01 (Rolled Steel) - TEFC - Standard Efficiency

Frame	: 56	Locked rotor current (I _l /I _n)	: 6.4
Output	: 0.25 HP	Duty cycle	: S1
Frequency	: 60 Hz	Service factor	: 1.15
Full load speed	: 3475 rpm	Design	: A
Voltage	: 208-230/460 V	Locked rotor torque	: 250 %
Rated current	: 1.01-0.914/0.457 A	Breakdown torque	: 300 %
Insulation class	: F		

Notes:
Downloaded from <http://dealerselectric.com>
Generated for Model #.2536ES3E56-S

Performed by

Checked

1 2 3 4 5 6 7 8

A

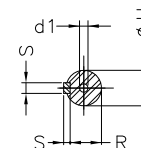
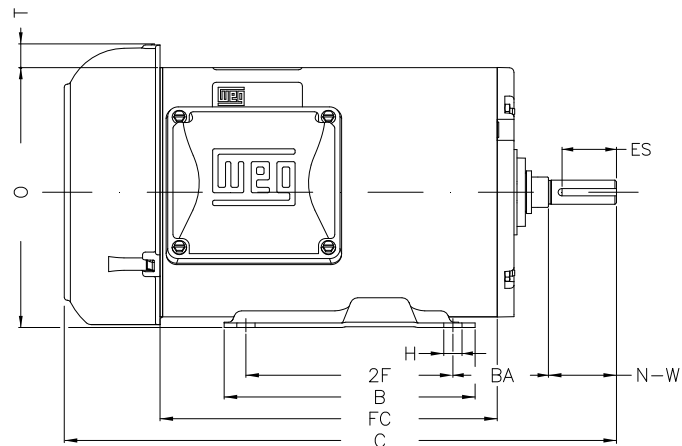
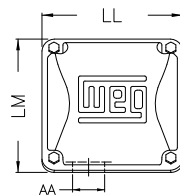
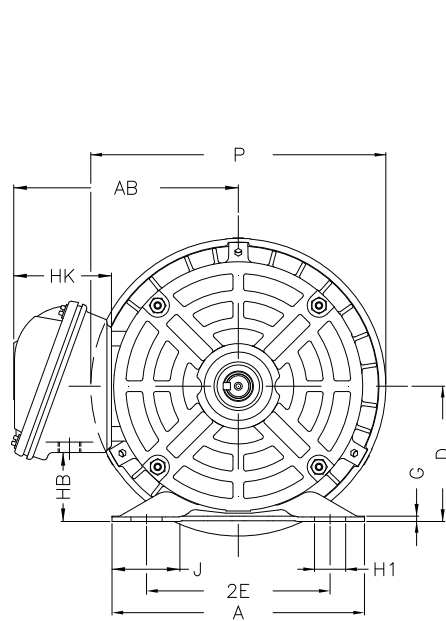
B

C

D

E

F



Notes: Downloaded from <http://dealerselectric.com>
Generated for Model #.2536ES3E56-S

Performed by:

Checked:

Customer:

Three Phase: W01 (Rolled Steel) - TEFC - Standard Efficiency

P	AB	J	2E	A
7.638	5.882	1.732	4.874	6.535
H	G	HB	HK	T
0.343	0.120	1.783	2.638	0.603
O	FC	2F	B	C
6.724	5.512	3.000	4.016	11.142
BA	N-W	ES	d1	S
2.750	1.874	1.417	A 3,15	0.187
U	AA	depth	R	LL
0.625	0.881"	0.187	0.517	4.543
LM	BB	D		
4.106	0.603	3.500		

Three-phase induction motor
Frame 56 - IP55

12-SEP-2016

