



Dealers Industrial Equipment

No.:

Date: 12-SEP-2016

Customer :

TECHNICAL PROPOSAL

Single-phase induction motor - Squirrel cage rotor

Product line : Single Phase: W01 (Rolled Steel) - ODP - Premium Efficiency (DOE)

Catalog Number : .2518OT1B48-S

List Price : \$241

Notes:

Downloaded from <http://dealerselectric.com>

Generated for Model #.2518OT1B48-S

Performed by:

Checked:



# Dealers Industrial Equipment

No.:

Date: 12-SEP-2016

## DATA SHEET Single-phase induction motor - Squirrel cage rotor

Customer :  
 Product line : Single Phase: W01 (Rolled Steel) - ODP - Premium Efficiency (DOE)

Frame : 48  
 Output : 0.25 HP  
 Frequency : 60 Hz  
 Poles : 4  
 Full load speed : 1745 rpm  
 Slip : 3.06 %  
 Voltage : 115/208-230 V  
 Rated current : 3.20/1.77-1.60 A  
 Locked rotor current : 24.0/12.0 A  
 Locked rotor current (I<sub>L</sub>/I<sub>n</sub>) : 7.5  
 No-load current : 2.40/1.20 A  
 Full load torque : 0.742 lb.ft  
 Locked rotor torque : 290 %  
 Breakdown torque : 300 %  
 Design : ---  
 Insulation class : F  
 Temperature rise : 80 K  
 Locked rotor time : 20 s (hot)  
 Service factor : 1.35  
 Duty cycle : S1  
 Ambient temperature : -20°C - +40°C  
 Altitude : 1000 m  
 Degree of Protection : ODP  
 Approximate weight : 17 lb  
 Moment of inertia : 0.03583 sq.ft.lb  
 Noise level : 50 dB(A)

	D.E.	N.D.E.
Bearings	6203 ZZ	6202 ZZ
Regreasing interval	---	---
Grease amount	---	---

Load	Power factor	Efficiency (%)
100%	0.71	68.5
75%	0.65	62.0
50%	0.56	53.0

Notes:  
 Downloaded from <http://dealerselectric.com>  
 Generated for Model #.2518OT1B48-S

Performed by

Checked



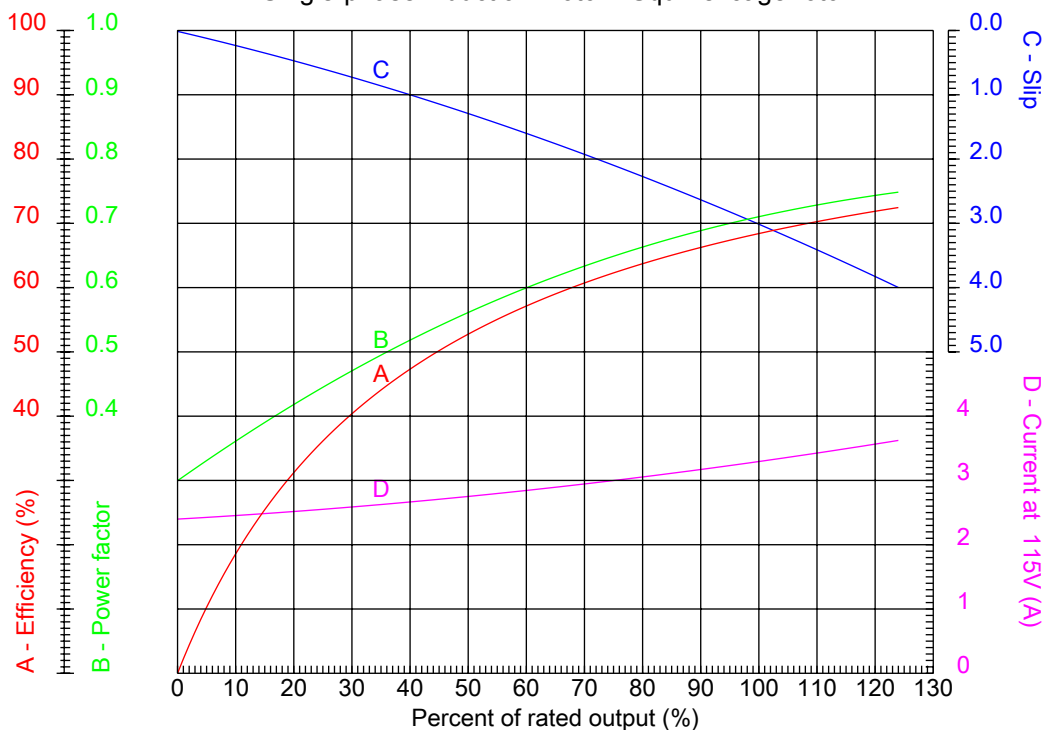
# Dealers Industrial Equipment

No.:

Date: 12-SEP-2016

## PERFORMANCE CURVES RELATED TO RATED OUTPUT

Single-phase induction motor - Squirrel cage rotor



Customer :  
 Product line : Single Phase: W01 (Rolled Steel) - ODP - Premium Efficiency (DOE)

Frame	: 48	Locked rotor current (I <sub>l</sub> /I <sub>n</sub> )	: 7.5
Output	: 0.25 HP	Duty cycle	: S1
Frequency	: 60 Hz	Service factor	: 1.35
Full load speed	: 1745 rpm	Design	: ---
Voltage	: 115/208-230 V	Locked rotor torque	: 290 %
Rated current	: 3.20/1.77-1.60 A	Breakdown torque	: 300 %
Insulation class	: F		

Notes:  
 Downloaded from <http://dealerselectric.com>  
 Generated for Model #.2518OT1B48-S

Performed by

Checked

1 2 3 4 5 6 7 8

A

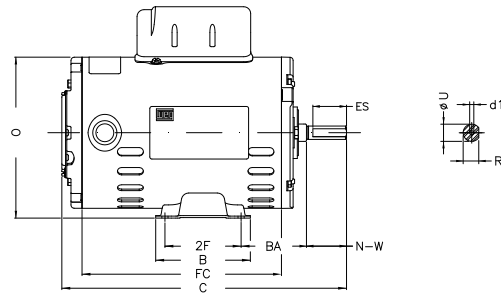
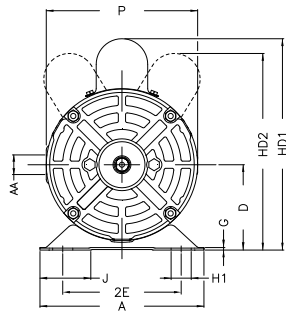
B

C

D

E

F



Notes: Downloaded from <http://dealerselectric.com>  
Generated for Model #.2518OT1B48-S

Performed by:

Checked:

Customer:

Single Phase: W01 (Rolled Steel) - ODP - Premium Efficiency (DOE)

Single-phase induction motor  
Frame 48 - ODP

12-SEP-2016



P	AB	J	2E	A
5.709	5.520	1.835	4.236	6.142
H	G	HB	HK	FC
0.343	0.075	1.559	2.650	6.299
2F	B	C	BA	N-W
2.748	3.543	9.492	2.500	1.500
ES	d1	U	AA	R
1.260	A 3.15	0.500	NPT 1/2"	0.451
LL	LM	BB	D	XO
3.835	3.697	0.524	3.000	0.524
HD2	O	HC2		
7.165	5.830	4.165		