



Dealers Industrial Equipment

No.:

Date: 12-SEP-2016

Customer :

TECHNICAL PROPOSAL

Three-phase induction motor - Squirrel cage rotor

Product line : Three-Phase : IEC Tru-Metric - TEFC (IP55) - Aluminum Frame

Catalog Number : .2512EP3EAL71

List Price : \$363

Notes:

Downloaded from <http://dealerselectric.com>

Generated for Model #.2512EP3EAL71

Performed by:

Checked:



Dealers Industrial Equipment

No.:

Date: 12-SEP-2016

DATA SHEET

Three-phase induction motor - Squirrel cage rotor

Customer :
Product line : Three-Phase : IEC Tru-Metric - TEFC (IP55) - Aluminum Frame

Frame : 71
Output : 0.33 HP
Frequency : 60 Hz
Poles : 6
Full load speed : 1100 rpm
Slip : 8.33 %
Voltage : 230/460 V
Rated current : 2.00/1.00 A
Locked rotor current : 7.00/3.50 A
Locked rotor current (I_L/I_n) : 3.5
No-load current : 1.70/0.850 A
Full load torque : 1.55 lb.ft
Locked rotor torque : 280 %
Breakdown torque : 280 %
Design : ---
Insulation class : F
Temperature rise : 80 K
Locked rotor time : 11 s (hot)
Service factor : 1.15
Duty cycle : S1
Ambient temperature : -20°C - +40°C
Altitude : 1000 m
Degree of Protection : IP55
Approximate weight : 21 lb
Moment of inertia : 0.02278 sq.ft.lb
Noise level : 47 dB(A)

	D.E.	N.D.E.
Bearings	6203 ZZ	6202 ZZ
Regreasing interval	---	---
Grease amount	---	---

Load	Power factor	Efficiency (%)
100%	0.49	64.0
75%	0.41	62.0
50%	0.31	53.0

Notes:

Downloaded from <http://dealerselectric.com>
Generated for Model #.2512EP3EAL71

Performed by

Checked



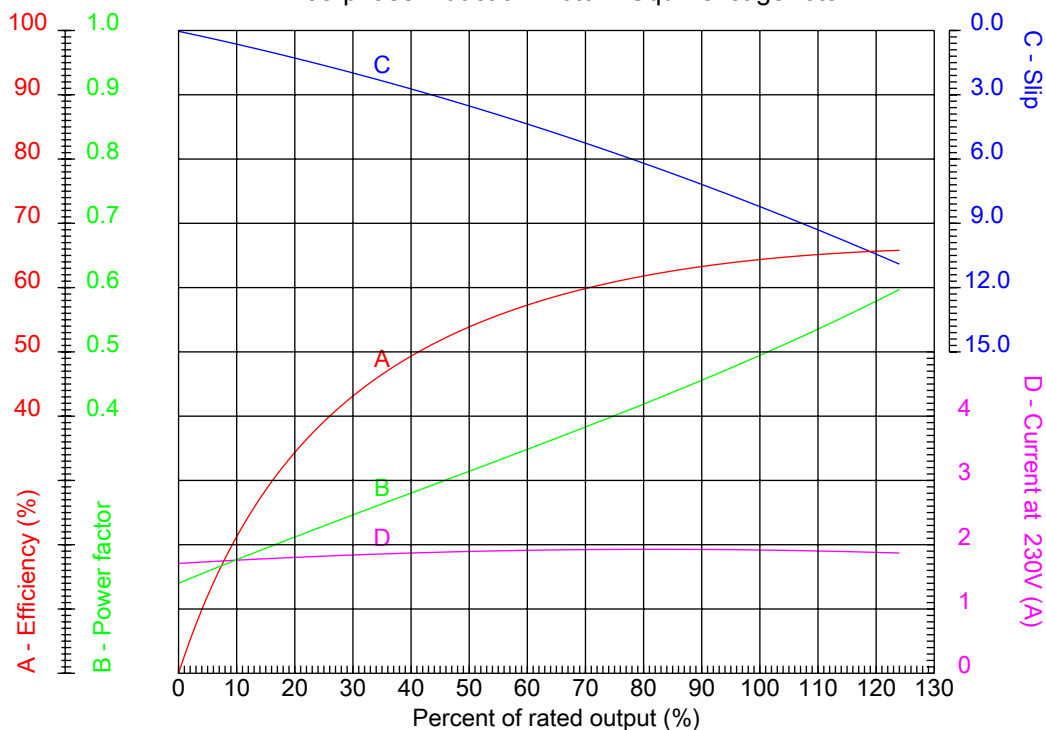
Dealers Industrial Equipment

No.:

Date: 12-SEP-2016

PERFORMANCE CURVES RELATED TO RATED OUTPUT

Three-phase induction motor - Squirrel cage rotor



Customer :
Product line : Three-Phase : IEC Tru-Metric - TEFC (IP55) - Aluminum Frame

Frame	: 71	Locked rotor current (I _L /I _n)	: 3.5
Output	: 0.33 HP	Duty cycle	: S1
Frequency	: 60 Hz	Service factor	: 1.15
Full load speed	: 1100 rpm	Design	: ---
Voltage	: 230/460 V	Locked rotor torque	: 280 %
Rated current	: 2.00/1.00 A	Breakdown torque	: 280 %
Insulation class	: F		

Notes:
Downloaded from <http://dealerselectric.com>
Generated for Model #.2512EP3EAL71

Performed by

Checked



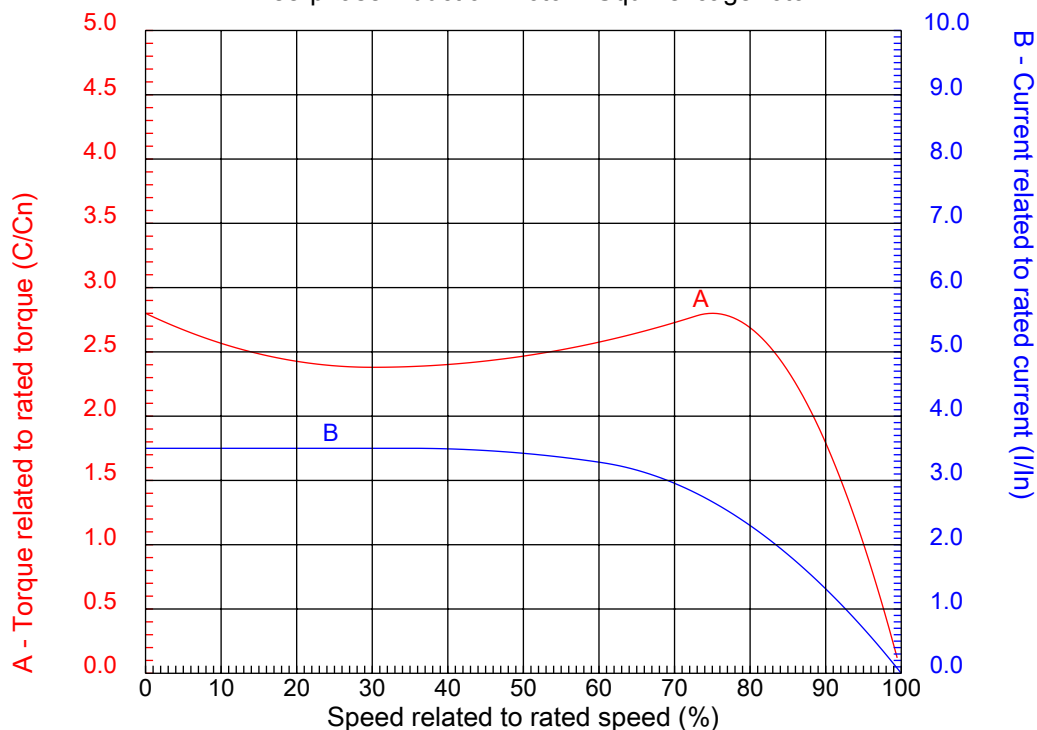
Dealers Industrial Equipment

No.:

Date: 12-SEP-2016

CHARACTERISTIC CURVES RELATED TO SPEED

Three-phase induction motor - Squirrel cage rotor



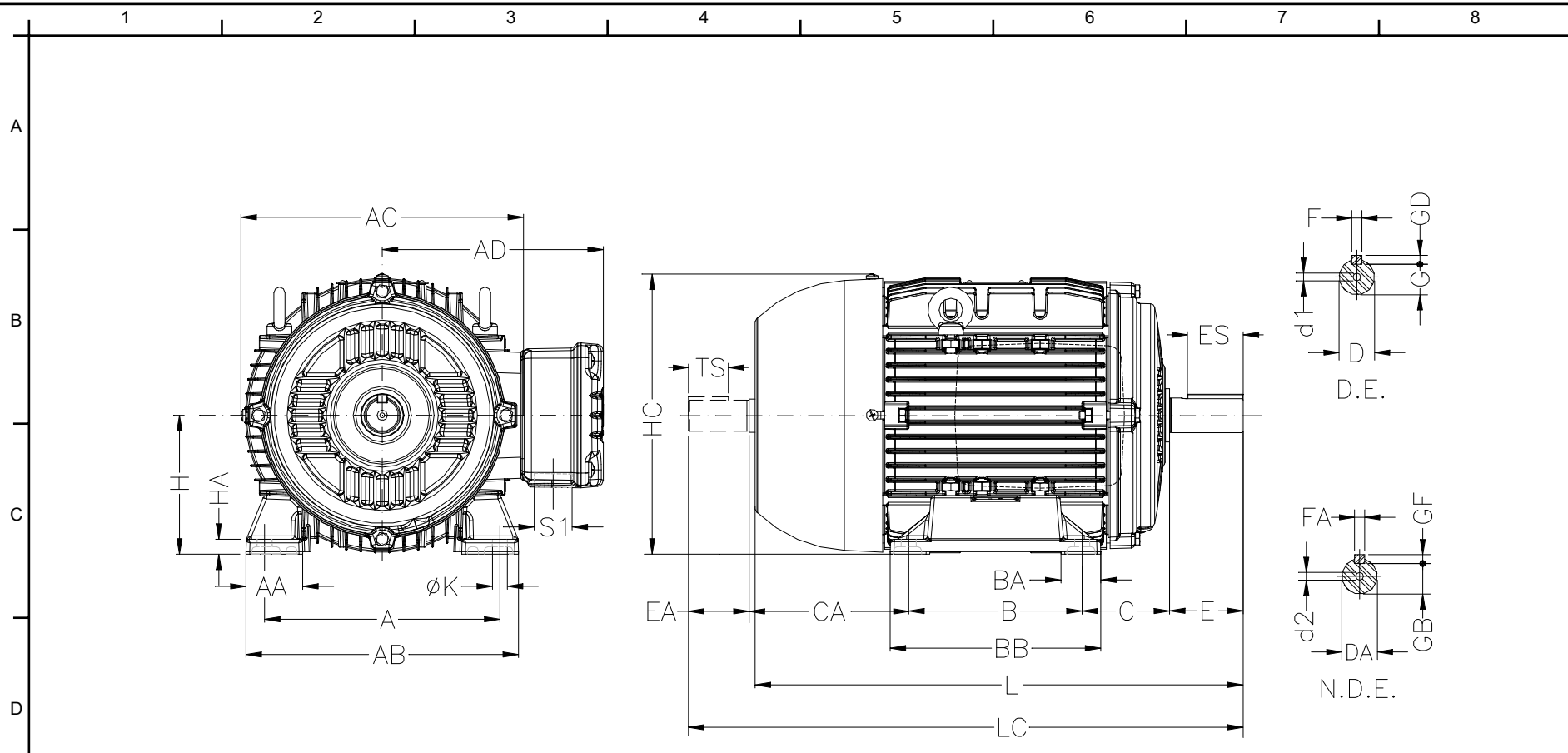
Customer :
Product line : Three-Phase : IEC Tru-Metric - TEFC (IP55) - Aluminum Frame

Frame	: 71	Locked rotor current (I _L /I _n)	: 3.5
Output	: 0.33 HP	Duty cycle	: S1
Frequency	: 60 Hz	Service factor	: 1.15
Full load speed	: 1100 rpm	Design	: ---
Voltage	: 230/460 V	Locked rotor torque	: 280 %
Rated current	: 2.00/1.00 A	Breakdown torque	: 280 %
Insulation class	: F		

Notes:
Downloaded from <http://dealerselectric.com>
Generated for Model #.2512EP3EAL71

Performed by

Checked



Notes: Downloaded from <http://dealerselectric.com>
Generated for Model #.2512EP3EAL71

F	A 112	AA 28	AB 134	AC 140	AD 126.5	Performed by:		
	B 90	BA 24.5	BB 108	C 45	CA 88	Checked:		
	D 14j6	E 30	ES 18	F 5	G 11	Customer:		
	GD 5	DA 11j6	EA 23	TS 14	FA 4	Three-Phase : IEC Tru-Metric - TEFC (IP55) - Aluminum Frame		
	GB 8.5	GF 4	H 71	HA 6	HC 139			
	HD 192	K 7	L 248	LC 276	S1 NPT 3/4"	Three-phase induction motor Frame 71 - IP55		12-SEP-2016
	d1 DM5	d2 EM4						



