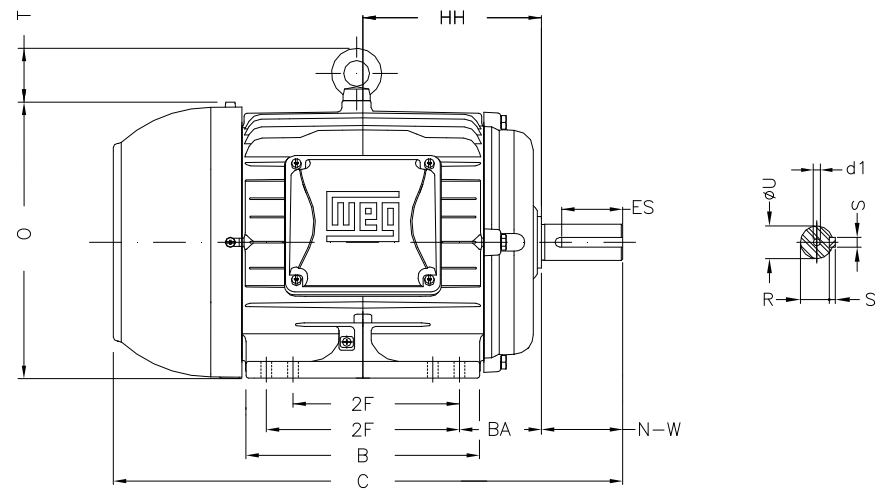
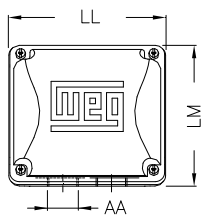
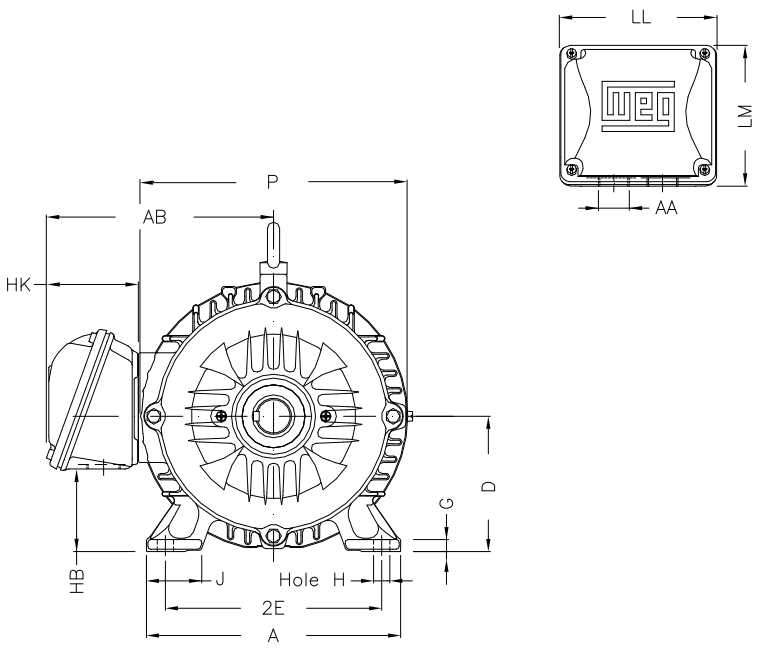


1 2 3 4 5 6 7 8

A  
B  
C  
D  
E  
F



Notes: Downloaded from <http://dealerselectric.com>  
Generated for Model #00152ET3H182T-W22

2E 7.500	J 1.614	A 8.661	P 8.937	AB 7.565
2F 4.500/5.500	B 6.969	BA 2.750	FBA 5.057	U 1.125
N-W 2.750	ES 1.969	S 0.250	R 0.984	depth 0.250
D 4.500	G 0.394	HB 2.236	O 9.343	T 1.772
HF 4.500	HH 5.500	HK 3.150	EV 0.734	H 0.410
C 15.860	FC 18.307	LL 5.512	LM 5.236	AA NPT 1"
d1 A 4				

Performed by:  
Checked:  
Customer:  
W22 NEMA Premium - Ball Bearings  
Three-phase induction motor  
Frame 182/4T - IP55  
12-SEP-2016

