

DATE:  
September 22, 2005

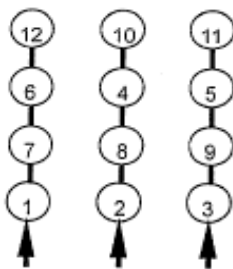
# CONNECTION DIAGRAM

CATALOG NO.:  
XV0152C-50

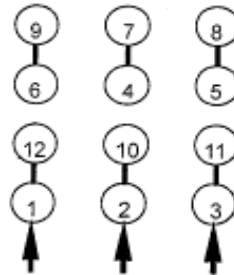


**SCHEMATIC - Δ / Y CONNECTION**

## ACROSS THE LINE CONNECTION

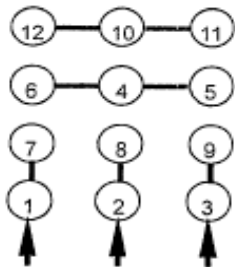


**LINE**  
**190 VOLT CONNECTION**

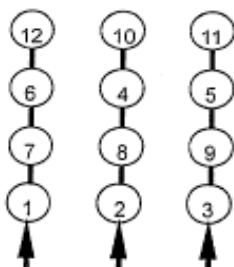


**LINE**  
**380 VOLT CONNECTION**

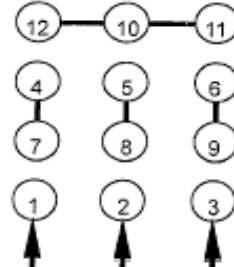
## WYE START-DELTA RUN CONNECTION



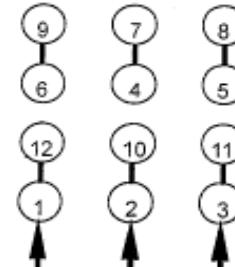
**LINE**  
**190 VOLT START**



**LINE**  
**190 VOLT RUN**



**LINE**  
**380 VOLT START**



**LINE**  
**380 VOLT RUN**



DWG NO.  
**DAC-1565-4**