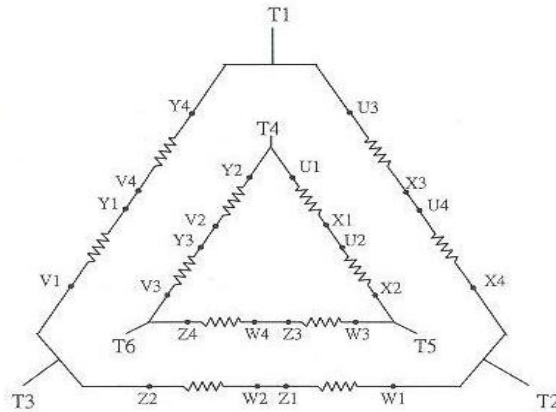


DATE:
January 14, 2009

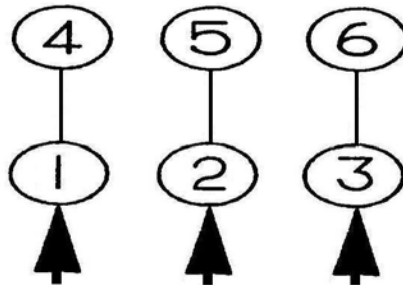
CONNECTION DIAGRAM

CATALOG NO.:



SCHEMATIC - 2Δ / Δ CONNECTION

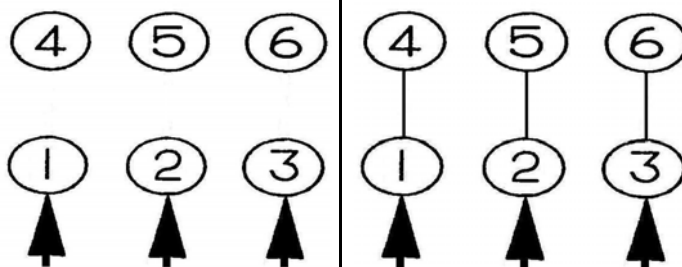
ACROSS THE LINE OR VFD CONNECTION



LINE

380 VOLT CONNECTION

380 VOLT PART WINDING START CONNECTION



LINE

380 VOLT START

LINE

380 VOLT RUN



DWG NO.

DAC-1565-9