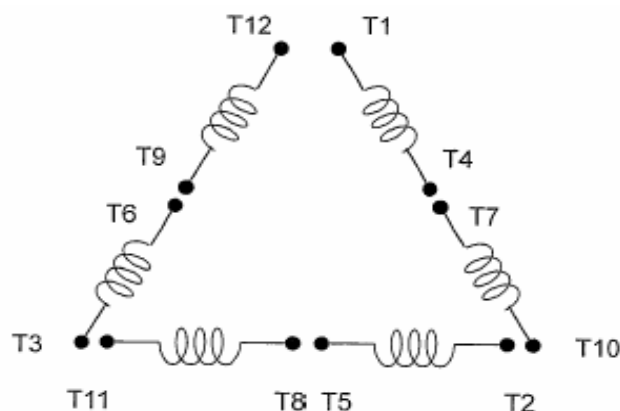
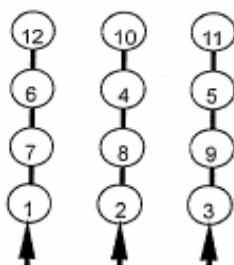


DATE: May 3, 2011	CONNECTION DIAGRAM	CATALOG NO.: NP7/56C
----------------------	---------------------------	--------------------------------

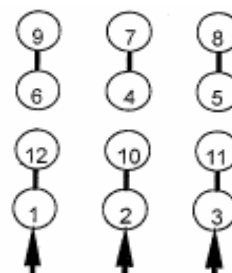


SCHEMATIC - Δ / Y CONNECTION

ACROSS THE LINE CONNECTION



LINE
190 VOLT CONNECTION



LINE
380 VOLT CONNECTION

***CONTACT TWMC IF YOU HAVE ANY QUESTIONS
REGARDING THE MOTOR CONNECTION.
PH: 1-800-873-8326**

TECO  **Westinghouse**

DWG NO.
DAC-1565-5