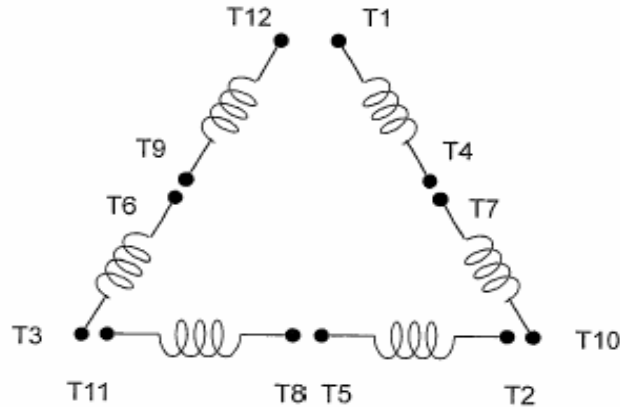


DATE:  
December 22, 2010

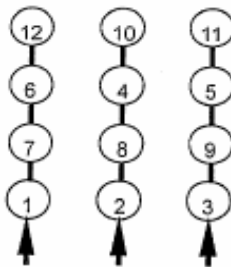
# CONNECTION DIAGRAM

CATALOG NO.:  
NP7/56

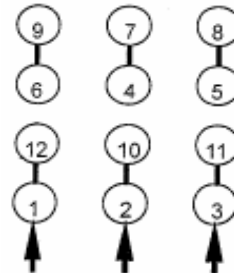


**SCHEMATIC -  $\Delta$  / Y CONNECTION**

## ACROSS THE LINE CONNECTION



**LINE**  
**190 VOLT CONNECTION**



**LINE**  
**380 VOLT CONNECTION**

**\*CONTACT TWMC IF YOU HAVE ANY QUESTIONS  
REGARDING THE MOTOR CONNECTION.**

**PH: 1-800-873-8326**



DWG NO.  
**DAC-1565-5**