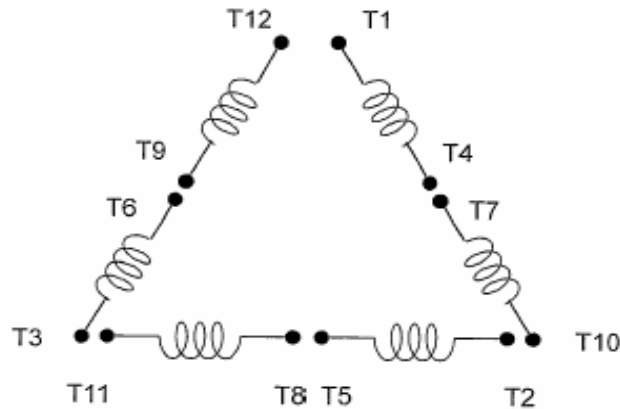


DATE:
May 3, 2011

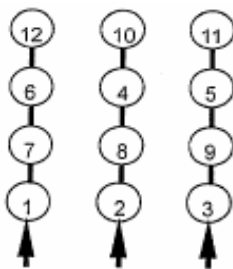
CONNECTION DIAGRAM

CATALOG NO.:
NP0302C

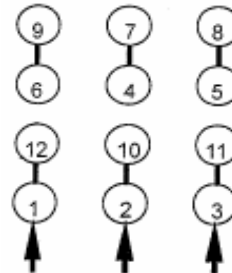


SCHEMATIC - Δ / Y CONNECTION

ACROSS THE LINE CONNECTION



LINE
190 VOLT CONNECTION



LINE
380 VOLT CONNECTION

***CONTACT TWMC IF YOU HAVE ANY QUESTIONS
REGARDING THE MOTOR CONNECTION.**

PH: 1-800-873-8326



DWG NO.
DAC-1565-5